



*Dedicated to
Satisfying our Community's
Water Needs*

**AGENDA
MESA WATER DISTRICT
BOARD OF DIRECTORS
Tuesday, February 22, 2022
1965 Placentia Avenue, Costa Mesa, CA 92627
3:30 p.m. Adjourned Regular Board Meeting**

BOARD OF DIRECTORS COMMITTEE MEETING

CALL TO ORDER

PLEDGE OF ALLEGIANCE

PUBLIC COMMENTS

Items Not on the Agenda: Members of the public are invited to address the Board regarding items which are not appearing on the posted agenda. Each speaker shall be limited to three minutes. The Board will set aside 30 minutes for public comments for items not appearing on the posted agenda.

Items on the Agenda: Members of the public shall be permitted to comment on agenda items before action is taken, or after the Board has discussed the item. Each speaker shall be limited to three minutes. The Board will set aside 60 minutes for public comments for items appearing on the posted agenda.

ITEMS TO BE ADDED, REMOVED, OR REORDERED ON THE AGENDA

At the discretion of the Board, all items appearing on this agenda, whether or not expressly listed as an Action Item, may be deliberated and may be subject to action by the Board.

CONSENT CALENDAR ITEMS:

Approve all matters under the Consent Calendar by one motion unless a Board member, staff, or a member of the public requests a separate action.

1. Receive and file the Developer Project Status Report.
2. Receive and file the Mesa Water and Other Agency Projects Status Report.
3. Receive and file the Water Quality Call Report.
4. Receive and file the Water Operations Status Report.
5. Receive and file the Accounts Paid Listing.
6. Receive and file the Monthly Financial Reports.
7. Receive and file the Major Staff Projects.
8. Receive and file the State Advocacy Update.
9. Receive and file the Orange County Update.
10. Receive and file the Outreach Update.
11. Receive and file the Fiscal Year 2022 Second Quarter Financial Update.

PRESENTATION AND DISCUSSION ITEMS:

12. 100% LOCAL PUBLIC AWARENESS CAMPAIGN:

Recommendation: Receive the presentation.



ACTION ITEMS:

13. MAINLINE VALVE REPLACEMENT PROJECT:

Recommendation: Award a contract to Big Ben Engineering, Inc. for \$1,512,800 and a 10% contingency of \$151,280 for a total contract amount not to exceed \$1,664,080 to provide construction for the Mainline Valve Replacement Project Package 1, and authorize execution of the contract.

14. FINANCIAL AUDITOR SELECTION:

Recommendation: Determine the firms to be interviewed and direct staff to schedule an Adjourned Regular Board Meeting for March 8, 2022 to conduct the Financial Auditing Services interviews.

REPORTS:

15. REPORT OF THE GENERAL MANAGER

16. DIRECTORS' REPORTS AND COMMENTS

INFORMATION ITEMS:

17. OTHER (NO ENCLOSURE)

In compliance with California law and the Americans with Disabilities Act, if you need disability-related modifications or accommodations, including auxiliary aids or services in order to participate in the meeting, or if you need the agenda provided in an alternative format, please call the District Secretary at (949) 631-1205. Notification 48 hours prior to the meeting will enable Mesa Water District (Mesa Water®) to make reasonable arrangements to accommodate your requests.

Members of the public desiring to make verbal comments using a translator to present their comments into English shall be provided reasonable time accommodations that are consistent with California law.

Agenda materials that are public records, which have been distributed to a majority of the Mesa Water Board of Directors (Board), will be available for public inspection at the District Boardroom, 1965 Placentia Avenue, Costa Mesa, CA and on Mesa Water's website at www.MesaWater.org. If materials are distributed to the Board less than 72 hours prior or during the meeting, the materials will be available at the time of the meeting.

ADJOURN TO AN ADJOURNED REGULAR BOARD MEETING SCHEDULED FOR TUESDAY, MARCH 8, 2022 AT 3:00 P.M.

DEVELOPER PROJECT STATUS REPORT

PROJECT STATUS - DEVELOPER PROJECTS			
FILE NO.	PROJECT ADDRESS	PROJECT DESCRIPTION	PROJECT NOTES/STATUS
C0013-22-01	Randolph Avenue and Saint Clair Street	Irrigation Improvements	Application for New Services received on 10/27/2020 and plan check fees are waived. 1st Plan check submitted on 8/25/21 and returned on 8/30/21. 2nd Plan check submitted on 9/14/21 and returned on 9/18/21. Permit issued on 11/29/21. Precon held on 12/7/21. Services located for Contractor on 1/6/22.
C0014-21-01	1170 Baker Street, Units C and D	Commercial Building	Plans received on 7/15/20 and plan check fees paid on 7/20/20. Redlines returned on 7/23/20. 2nd Plan check submitted 8/13/20 and redlines returned on 8/14/20. 3rd Plan check submitted 8/31/20 and returned on 9/6/20. Permit issued on 10/23/20. Inspector visited site on 11/16/21 to check status of project. No work is being done at this time. Waiting for Contractor to call for Inspection. (2/11/22)
C0070-21-01	2950 Harbor Blvd. (Fast5Xpress Car Wash)	Commercial Building	Plans received and plan check fees paid on 6/2/21. 1st Plan Check submitted on 6/2/21 and returned on 6/4/21. 2nd Plan check submitted on 6/24/21 and returned on 6/25/21. Permit issued on 8/3/21. Precon held on 2/1/22.
C0071-20-01	2277 Harbor Boulevard	Apartment Complex	Plans received and plan check fees paid on 3/17/20 and redlines returned on 3/26/20. 2nd Plan check received on 3/31/20. 2nd plan check submitted on 4/5/20 and redlines returned on 4/8/20. Quitclaim exemption on 10/9/20. Permit issued on 12/22/20. Precon held on 4/22/21. Future hydrant placement inspected on 5/13/21. Hot Tapping inspected on 6/23/21. Second Precon with new Contractor held on 7/14/21. Shutdown for Abandonment on 8/10/21. Pressure test and thrust block placement on 10/11/21. Chlorination swab and Flow Thru tests performed on 10/13/21. (2/11/22)

DEVELOPER PROJECT STATUS REPORT

PROJECT STATUS - DEVELOPER PROJECTS			
FILE NO.	PROJECT ADDRESS	PROJECT DESCRIPTION	PROJECT NOTES/STATUS
C0092-19-01	2089 Harbor Blvd. (Harbor and Hamilton)	28 New Townhomes	Plans received and plan check fees paid on 4/23/19. 1st plan check submitted 4/23/19 and redlines to be picked up on 5/6/19. 2nd plan check submitted on 6/11/19 and redlines picked up on 6/18/19. 3rd Plan Check submitted on 11/25/19 and redlines returned to customer on 11/27/19. 4th Plan Check submitted on 2/4/20 and redlines emailed to customer on 2/12/20. Permit issued 6/6/20. Precon meeting held on 6/25/20. Hot taps done on 10/9/20, 10/12/20, 10/13/20. 29 Meters installed on 10/15/20. Shutdown to tie in the fireline on 10/15/20. Two Backflows tested on 10/23/20. Abandonment completed on 10/28/20. Meter install on 11/2/20. Service abandonments performed on 1/7/21. Flow tests performed on two buildings on 3/18/21. Flow thru test for seven homes completed on 8/18/21, and another 10 homes on 10/11/21, and again on tested on 10/13/21. Remainder of flowthru tests completed on 2/3/22.
C0102-20-02	3550 Cadillac Avenue	Commercial	Plans received and plan check fees paid on 11/25/19. 1st Plan check submitted 11/25/19 and redlines emailed on 12/4/19. Issued plan check application termination to Owner due to non-responsiveness to complete plan check process. 2nd Plan check submitted on 7/2/20 and returned on 7/5/20. 3rd Plan check submitted on 7/25/21 and returned on 7/31/21. 4th Plan check submitted on 8/24/21 and returned on 8/29/21. 5th Plan check submitted on 10/11/21 and returned on 10/12/21. 6th Plan check submitted on 10/22/21 and returned on 10/23/21. (2/11/22)
C0105-20-01	3333 Avenue of the Arts	Commercial	Plans received and plan check fees paid on 7/24/19. 1st Plan check submitted 7/26/19 and redlines to be picked up on 7/26/19. 2nd Plan check submitted on 8/30/19 and resubmitted on 9/11/19. 3rd plan check resubmitted on 10/8/19. Permit approved and final fees paid on 10/24/19. Precon held on 11/24/19. Temporary RW pipeline inspected and approved on 11/27/19 and report sent to DDW on 12/4/19. Precon meeting conducted on 3/5/21. Mainline and Fireline excavations inspected on 3/12/21. Services installed on 4/1/21. Meters installed on 4/6/21. Backflow tests performed on 4/7/21. Backfill and compaction completed on 4/8/21. Meter installed and locked off on 5/17/21. Cross connection test #1 of #2 completed 1/12/22. Shutdown to tie-in to Backflow on 1/19/22.

DEVELOPER PROJECT STATUS REPORT

PROJECT STATUS - DEVELOPER PROJECTS			
FILE NO.	PROJECT ADDRESS	PROJECT DESCRIPTION	PROJECT NOTES/STATUS
C0120-20-01	934 Congress Street	Single Family Home	Plans received and plan check fees paid on 10/28/19. 1st Plan check submitted 10/28/19 and redlines picked up on 11/5/19. 2nd Plan check submitted on 3/11/20, and redlines emailed to customer on 3/18/20. 3rd Plan check submitted on 3/24/20 and redlines re-emailed on 3/26/20. Project on hold as of 3/27/20. Verified construction has started on 5/7/20. Service termination letter sent on 5/18/20; meter locked off, but Owner cut the lock. Service termination letter sent on 5/18/20 and meter locked, but Owner cut lock. Second service termination letter sent on 7/20/21 and meter locked, but Owner cut lock again. 3rd service termination letter sent on 11/10/21 and meter locked off, but Owner finally completed plan check. Tampering fees have been assessed. Permit issued 12/15/21 with completion deadline of 2/28/22.
C0137-20-01	3001 Murray Lane	Single Family Home	Plans received and plan check fees paid on 2/28/20. 1st Plan check submitted on 2/28/20 and redlines returned on 3/9/20. 2nd submittal submitted on 9/30/20 and returned on 10/11/20. 3rd Plan check submitted on 4/30/21 and returned on 5/2/21. 3rd Plan check submitted on 5/2/21 and returned on 5/2/21. Permit issued on 10/5/21. (2/11/22)
C0142-20-01	2309 Santiago Drive	Single Family Home	Plans received on 4/23/20 and plan check fees paid on 4/29/20. 1st Plan check submitted on 4/23/20 and redlines returned on 5/9/20. 2nd Plan check submitted on 5/15/20 and redlines returned on 5/28/20. Issued Permit on 6/10/20. Precon held on 3/16/21. Raised service on 3/23/21. Inspector visited site on 11/16/21 to check status of project. No work is being done at this time. Waiting for Contractor to call for next inspection. (2/11/22)
C0150-20-02	165 Merrill Place	Single Family Home	Plans received on 7/3/20 and plan check fees paid on 6/25/20. 1st Plan check submitted on 6/25/20 and redlines returned on 7/5/20. Rescinded permit on 9/16/20. 2nd Plan check submitted 9/28/20 and returned on 9/29/20. Issued permit on 10/27/20. Precon held on 3/17/21. Inspector visited site on 11/15/21 to check status of project. Waiting for Contractor to call for next inspection. (2/11/22)
C0152-21-01	369 Costa Mesa Street	Single Family Home	Plans received on 7/21/20 and plan check fees paid on 7/15/20. 1st Plan check submitted on 7/22/20 and redlines returned on 7/22/20. 2nd Plan check submitted on 8/6/21 and returned on 8/13/21. Permit issued 11/9/21. Waiting for Contractor to call for inspection. (2/11/22)

DEVELOPER PROJECT STATUS REPORT

PROJECT STATUS - DEVELOPER PROJECTS			
FILE NO.	PROJECT ADDRESS	PROJECT DESCRIPTION	PROJECT NOTES/STATUS
C0158-21-01	396 E. 21st Street	Mobile Home Park	Plan check fees paid on 8/13/20 and Application for New Service submitted on 8/7/20. 1st Plan check submitted on 7/30/20 and returned on 8/15/20. 2nd Plan check submitted on 9/2/20 was rejected. Revised 2nd Plan check submitted on 9/10/20 and returned on 9/12/20. Issued permit on 10/27/20. Precon held on 5/27/21. Inspector visited site on 11/15/21 to check status of project. Just vacant land currently. Waiting for Contractor to call for next inspection and extending permit for 6 months. (2/11/22)
C0164-21-01	282 E. 18th Street	Single Family Home	Plan check fees paid and Application for New Service submitted on 9/3/20. 1st Plan check submitted on 8/31/20 and returned on 9/6/20. Issued permit on 9/30/20. Inspector visited site on 11/15/21 to check status of project. No work is being done at this time. Waiting for Contractor to call for next inspection and extending permit for 6 months. (2/11/22)
C0165-21-01	2110 Monrovia Avenue	Single Family Home	Plan check fees paid and Application for New Service submitted on 9/3/20. 1st Plan check submitted on 9/2/20 and returned on 9/6/20. Issued permit on 9/17/20. Inspector visited site on 11/15/21 to check status of project. No work is being done at this time. Waiting for Contractor to call for next inspection and extending permit for 6 months. (2/11/22)
C0169-21-01	785 Center Street	Single Family Home	Plan check fees paid and Application for New Service submitted on 9/14/20. 1st Plan check submitted on 9/14/20 and returned on 9/18/20. 2nd Plan check submitted on 9/24/20 and returned on 9/25/20. Issued permit on 10/5/20. Site presurvey completed on 12/28/20. Inspector visited site on 11/15/21 to check status of project. No work is being done at this time. Waiting for Contractor to call for next inspection and extending permit for 6 months. (2/11/22)
C0176-21-01	752-756 W. 19th Street	Mix Use	Application for New Service and plan Check Fees submitted on 12/21/20. 1st Plan check submitted on 12/21/20 and returned on 12/23/20. 2nd Plan check submitted 1/25/21 and returned on 2/2/21. 3rd Plan check submitted on 2/15 and returned on 2/15/21. 4th Plan check submitted on 11/16/21 and returned on 11/20/21. 5th Plan check submitted on 11/21/21 and returned on 11/21/21. 6th Plan check resubmitted on 11/23/21 and returned on 11/23/21. 7th Plan Check submitted on 11/29/21 and returned on 11/30/21. 8th Plan Check submitted on 12/3 and returned on 12/4. Permit issued on 1/10/22.

DEVELOPER PROJECT STATUS REPORT

PROJECT STATUS - DEVELOPER PROJECTS			
FILE NO.	PROJECT ADDRESS	PROJECT DESCRIPTION	PROJECT NOTES/STATUS
C0177-21-01	2141 Orange Avenue	Single Family Home	Application for New Service and Plan Check Fee submitted on 12/21/20 and returned on 12/23/20. 2nd Plan check submitted on 12/24/20 and returned on 12/24/20. Issued permit on 1/5/21. Inspector visited site on 11/15/21 to check status of project. Waiting for Contractor to call for inspection. (2/11/22)
C0180-21-01	3197 Airport Loop, Building F	Commercial	Application for New Service and Plan Check Fee submitted on 12/23/20. 1st Plan check submitted on 12/23/20 and returned on 12/24/20. 2nd Plan check submitted on 1/11/21 and returned on 1/12/21. 3rd Plan check submitted on 2/4/21 and returned on 2/7/21. Owner resubmitted Easement at County of Orange Request. (2/11/22)
C0183-21-01	148 E. 22nd Street	St. Mary Armenian Church	Plan Check Fee received on 2/4/21 and Application for New Service received on 6/22/21. 1st Plan check submitted on 6/22/21 and returned on 7/3/21. 2nd Plan check submitted on 9/15/21 and returned on 9/18/21. Permit issued on 11/16/21. Precon completed 2/7/22 and project to be built in 2 phases. Test shutdown on 2/11/22. Shutdown to Cut-in Tee completed on 2/14/22.
C0184-21-01	238 Flower Street	Single Family Home	Application for New Service submitted on 02/2/21 and Plan Check Fee received on 02/01/21. 1st Plan check submitted on 02/16/21 and redlines returned on 2/20/21. 2nd Plan Check submitted on 2/25/21 and returned on 2/28/21. Issued permit on 3/5/21. Inspector visited site on 11/12/21 to check status of project. Waiting for Contractor to call for inspection. (2/11/22)
C0185-21-01	125 and 127 Cabrillo Street	Commercial Property	Application for New Service submitted on 02/16/21 and Plan Check Fee received on 02/20/21. 1st Plan check submitted on 2/25/21 and returned on 2/28/21. 2nd Plan check submitted on 3/12/21 and returned on 3/14/21. Permit issued on 7/12/21. Inspector visited site on 11/12/21 to check status of project. Waiting for Contractor to call for inspection. (2/11/22)
C0186-21-01	2033 Lemnos Drive	Single Family Home	Application for New Service submitted on 02/27/21 and Plan Check Fee received on 02/26/21. 1st Plan check submitted on 2/26/21 and returned on 2/28/21. Issued permit on 3/17/21. Precon meeting held on 5/25/21. Trench excavations inspected on 5/26/21. Inspector visited site on 11/12/21 to check status of project. Waiting for Contractor to call for next inspection. (2/11/22)

DEVELOPER PROJECT STATUS REPORT

PROJECT STATUS - DEVELOPER PROJECTS			
FILE NO.	PROJECT ADDRESS	PROJECT DESCRIPTION	PROJECT NOTES/STATUS
C0187-21-01	237 E. 20th Street	Single Family Home	Application for New Service submitted on 2/23/21 and Plan Check Fee received on 2/25/21. 1st Plan check submitted on 3/1/21 and returned on 3/5/21. 2nd Plan check submitted on 3/13/21 and returned on 3/14/21. Issued permit on 3/19/21. Precon held on 3/26/21. Meter upgraded on 4/1/21. Inspector visited site on 11/12/21 to check status of project. Waiting for Contractor to call for inspection. (2/11/22)
C0188-21-01	3190 Pullman Street	Commercial Property	Application for New Service submitted on 3/1/21 and Plan Check Fee received on 3/4/21. 1st Plan check submitted on 3/2/21 and returned on 3/5/21. 2nd Plan check submitted on 3/12/21 and returned on 3/14/21. (2/11/22)
C0189-21-01	975 West 18th Street	Commercial Property	Application for New Service submitted on 03/04/21 and Plan Check Fee received on 03/04/21. 1st Plan check submitted on 3/4/21 and returned on 3/5/21. Inspector visited jobsite to check status with nothing new to report on 3/9/21. 2nd Plan check submitted on 3/18/21 and returned on 3/19/21. 3rd Plan check submitted on 6/13/21 and returned on 6/13/21. 4th Plan Check submitted on 7/29/21 and returned on 7/30/21. Permit issued on 9/1/21. Precon meeting held on 9/9/21. Meter installed and locked off on 9/16/21. Chlorination flush completed on 9/22/21. (2/11/22)
C0191-21-01	1939 Continental Place	Single Family Home	Application for New Service submitted and Plan Check Fee received on 4/8/21. 1st Plan check submitted on 4/8/21 and returned on 4/9/21. 2nd Plan check submitted on 4/16/21 and returned on 4/17/21. Issued permit on 6/11/21. Inspector visited site on 11/10/21 to check status of project. Waiting for Contractor to call for inspection. (2/11/22)
C0192-21-01	1750 Santa Ana Avenue	Single Family Home	Application for New Service submitted on 4/16/21 and Plan Check Fee received on 4/17/21. 1st Plan check submitted on 5/3/21 and returned on 5/3/21. 2nd Plan check submitted on 6/2/21 and returned on 6/4/21. (2/11/22)
C0193-21-01	908 Magellan Street	Single Family Home	Application for New Service submitted on 4/19/21 and Plan Check Fee received on 4/19/21. 1st Plan check submitted on 4/19/21 and returned on 5/3/21. 2nd Plan check submitted on 10/5/21 and returned on 10/5/21. 3rd Plan check submitted on 1/22/22 and returned on 1/22/22. Permit issued on 2/15/22.

DEVELOPER PROJECT STATUS REPORT

PROJECT STATUS - DEVELOPER PROJECTS			
FILE NO.	PROJECT ADDRESS	PROJECT DESCRIPTION	PROJECT NOTES/STATUS
C0194-21-01	981 Presidio Drive	Single Family Home	Application for New Service submitted on 4/20/21 and Plan Check Fee received on 4/20/21. 1st Plan check submitted on 9/7/21 and returned on 9/8/21. 2nd Plan check submitted on 10/8/21 and returned on 10/10/21. (2/11/22)
C0195-21-01	2247 Donnie Road	Single Family Home	Application for New Service submitted on 4/22/21 and Plan Check Fee received on 6/27/21. 1st Plan check submitted on 6/24/21 and returned on 6/25/21. 2nd Plan check submitted on 6/24/21 and returned on 6/25/21. Permit issued 7/9/21. Precon held on 7/14/21. (2/11/22)
C0198-21-01	257 Knox Place	Single Family Home	Application for New Service submitted on 5/7/21 and Plan Check Fee received on 5/7/21. 1st Plan check submitted on 5/8/21 and returned on 5/9/21. 2nd Plan check submitted on 5/16/21 and returned on 5/17/21. Issued Permit on 6/4/21. Inspector visited site on 11/10/21 to check status of project. Waiting for Contractor to call for inspection. (2/11/22)
C0200-21-01	289 E. 17th Street (Target)	Commercial Property	Application for New Service submitted on 5/12/21 and Plan Check Fee submitted on 5/26/21. 1st Plan check submitted on 5/12/21. 2nd Plan check submitted on 5/28/21 and returned on 6/3/21. Issued permit on 6/14/21. Precon meeting held on 1/12/22. Meter downgraded to an 1.5" on 2/1/22. Domestic and Irrigation Backflows tested on 2/9/21.
C0201-21-01	3370 Harbor Blvd. (The Press)	Commercial Property	Application for New Service submitted on 5/12/21 and Plan Check Fee submitted on 5/26/21. 1st Plan check submitted on 5/12/21 and returned on 6/6/21. 2nd Plan check submitted on 6/22/21 and returned on 6/25/21. 3rd Plan Check submitted on 8/10/21 and returned on 8/13/21. Waiting for City follow up with Mesa Water District. (2/11/22)
C0202-21-01	1910 Federal Ave	Single Family Home	Application for New Service submitted on 5/18/21 and Plan Check Fee submitted on 5/18/21. 1st Plan check submitted on 5/25/21 and returned on 6/3/21. 2nd Plan check submitted on 8/30/21 and returned on 8/30/21. 3rd Plan check submitted on 8/31/21 and returned on 9/1/21. (2/11/22)
C0203-21-01	762 Center Street	Single Family Home	Application for New Service submitted on 4/14/21 and Plan Check Fee submitted on 5/26/21. 1st Plan check submitted on 5/26/21 and returned on 6/4/21. (2/11/22)

DEVELOPER PROJECT STATUS REPORT

PROJECT STATUS - DEVELOPER PROJECTS			
FILE NO.	PROJECT ADDRESS	PROJECT DESCRIPTION	PROJECT NOTES/STATUS
C0204-21-01	3106 Fernheath Lane	Single Family Home	Application for New Service submitted on 6/2/21 and Plan Check Fee submitted on 6/2/21. 1st Plan check submitted on 6/2/21 and returned on 6/4/21. 2nd Plan check submitted on 6/22/21 and returned on 6/25/21. 3rd Plan check submitted on 6/30/21 and returned on 7/1/21. Permit issued on 9/1/21. Waiting for Contractor to call for Inspection. (2/11/22)
C0206-21-01	2168 Placentia Avenue	Single Family Home	Application for New Service and Plan Check Fee submitted on 6/11/21. 1st Plan check submitted on 6/11/21 and returned on 6/13/21. 2nd Plan check submitted on 6/23/21 and returned on 6/25/21. 3rd Plan Check submitted on 6/28/21 and returned on 6/28/21. Permit issued on 8/13/21. Precon held on 8/17/21. Waiting for Contractor to call for next Inspection. (2/11/22)
C0207-22-01	3078 Roanoke Lane	Single Family Home	Application for New Service and Plan Check Fee submitted on 7/6/21. 1st Plan check submitted on 7/6/21 and returned on 7/9/21. 2nd Plan Check submitted on 12/9/21 and returned on 2/10/22.
C0208-22-01	1951 Rosemary Place	Single Family Home	Application for New Service and Plan Check Fee submitted on 7/7/21. 1st Plan check submitted on 7/7/21 and returned on 7/9/21. 2nd Plan check submitted on 7/15/21 and returned on 7/15/21. Permit issued on 8/13/21. Inspector visited site on 11/10/21 to check status of project. Waiting for Contractor to call for Inspection. (2/11/22)
C0210-22-01	1730 Bonaire Way	Single Family Home	Application for New Service and Plan Check Fee submitted on 7/21/21. 1st Plan check submitted on 8/3/21 and returned on 8/13/21. 2nd Plan Check submitted on 8/27/21 and returned on 8/27/21. (2/11/22)
C0211-22-01	274 Cecil Pl.	Single Family Home	Waiting for Application for New Service. Plan Check Fee submitted on 7/21/21. 1st Plan check submitted on 7/22/21 and returned on 7/30/21. 2nd Plan check submitted on 10/14/21 and returned on 10/15/21. Permit issued on 12/22/21. Waiting for Contractor to call for Inspection. (2/11/22)
C0212-22-02	900 W. 20th Street	Single Family Home	Application for New Service and Plan Check Fee submitted on 11/13/21. 1st Plan Check submitted on 11/13/21 and returned on 11/14/21. (2/11/22)
C0213-22-01	366 Esther Avenue	Single Family Home	Application for New Service and Plan Check Fee submitted on 7/6/21. 1st Plan check submitted on 7/6/21 and returned on 7/9/21. 2nd Plan check submitted on 8/19/21 and returned on 8/20/21. 3rd Plan Check submitted on 2/10/22 and returned on 2/10/22.

DEVELOPER PROJECT STATUS REPORT

PROJECT STATUS - DEVELOPER PROJECTS			
FILE NO.	PROJECT ADDRESS	PROJECT DESCRIPTION	PROJECT NOTES/STATUS
C0214-22-01	366 Ralcam Place	Single Family Home	Application for New Service submitted on 7/22/21 and Plan Check Fee submitted on 7/29/21. 1st Plan check submitted on 8/2/21 and returned on 8/2/21. 2nd Plan check submitted on 9/7/21 and returned on 9/8/21. (2/11/22)
C0215-22-01	320 Colleen Place	Single Family Home	Application for New Service submitted on 8/2/21 and Plan Check Fee submitted on 8/20/21. 1st Plan check submitted on 8/2/21 and returned on 8/20/21. 2nd Plan check submitted 9/3/21 and returned on 9/5/21. (2/10/22)
C0216-22-01	2750 Harbor Blvd	Commercial Property	Application for New Service submitted on 8/17/21 and waiting for Plan Check Fee. 1st Plan check submitted on 8/17/21 and returned on 8/20/21. 2nd Plan check submitted on 8/20/21 and returned on 9/7/21. (2/11/22)
C0217-22-01	1921 & 1923 Church Street	Two (2) Single Family Homes	Application for New Service submitted on 8/22/21. Plan Check Fee submitted on 1/10/22. 1st Plan check submitted on 8/21/21 and returned on 1/15/22. 2nd Plan check submitted 1/19/22 and returned on 1/23/22. 3rd Plan check submitted on 1/23/22 and returned on 1/23/22.
C0220-22-01	3109 Lincoln Way	Single Family Home	Application for New Service and Plan Check Fee submitted on 9/8/21. 1st Plan check submitted on 9/8/21 and returned on 9/8/21. 2nd Plan check submitted on 9/8/21 and returned on 9/14/21. 3rd Plan check submitted on 1/19/22 and returned on 1/19/22.
C0221-22-01	1370 Adams Avenue	Coast Community College District	Application for New Service submitted on 9/9/21. 1st Plan check submitted on 9/9/21 and returned on 9/10/21. (2/11/22)
C0222-22-01	257 Flower Street	Single Family Home	Application for New Service submitted on 9/9/21. and Plan Check Fee submitted on 9/14/21. 1st Plan check submitted on 10/11/21 and returned on 10/11/21. 2nd Plan check submitted on 10/20 and returned on 10/20/21. (2/11/22)
C0223-22-01	2425 Windward Lane	Single Family Home	Application for New Service submitted on 9/9/21. and Plan Check Fee submitted on 9/14/21. 1st Plan check submitted on 10/20/21 and returned on 10/20/21. (2/11/22)
C0224-22-01	1976 Fullerton Avenue	Single Family Home	Waiting for Application for New Service. Plan Check Fee submitted on 9/21/21. 1st Plan check submitted on 9/29/21 and returned on 10/9/21. 2nd Plan check submitted on 11/11/21 and returned on 11/14/21. (2/11/22)
C0227-22-01	246 Cecil Place	Single Family Home	Application for New Service submitted on 9/27/21 and Plan Check Fee submitted on 9/28/21. 1st Plan Check submitted on 9/27/21 and returned on 10/9/21. Permit issued on 1/6/22.

DEVELOPER PROJECT STATUS REPORT

PROJECT STATUS - DEVELOPER PROJECTS			
FILE NO.	PROJECT ADDRESS	PROJECT DESCRIPTION	PROJECT NOTES/STATUS
C0228-22-01	319 E. 16th Place	Single Family Home	Application for New Service submitted on 9/29/21 and waiting on the Plan Check Fee submittal. 1st Plan Check submitted on 9/30/21 and returned on 10/9/21. Revised 1st submittal and resubmitted on 10/15/21. 2nd Plan Check submitted on 10/26/21 and returned on 10/29/21. Permit issued on 11/30/21. (2/11/22)
C0229-22-01	401 E. 17th Place	Commercial	Application for New Service submitted on 10/06/21 and the Plan Check Fee submitted on 10/05/21. 1st Plan Check submitted on 10/05/21 and returned 10/9/21. Permit issued on 2/15/22.
C0230-22-01	1945 Placentia Avenue (Units B, F & G)	Commercial	Application for New Service submitted on 10/06/21 and the waiting for Plan Check Fee. 1st Plan Check submitted on 10/05/21 and returned 10/9/21. 2nd Plan Check submitted 11/11/21 and returned on 11/18/21. Permit issued on 2/15/22.
C0231-22-01	456 Esther Street	Single Family Home	Application for New Service and Plan Check Fee submitted on 10/06/21. 1st Plan Check submitted on 10/06/21 and returned on 10/10/21. 2nd Plan check submitted on 10/14/21 and returned on 10/15/21. Permit issued on 11/9/21. Waiting for Contractor to call for Inspection. (2/11/22)
C0232-22-01	462 Costa Mesa Street	Single Family Home	Application for New Service and Plan Check Fee submitted on 10/22/21. 1st Plan Check submitted on 10/22/21 and returned on 10/29/21. 2nd Plan check submitted on 10/29/21 and returned on 10/29/21. Permit issued on 11/9/21. Waiting for Contractor to call for Inspection. (2/11/22)
C0233-22-01	473 Ogle Street	Single Family Home	Application for New Service submitted on 10/25/21. Plan Check Fee submitted on 11/1/21. 1st Plan Check submitted on 10/25/21 and returned on 10/29/21. 2nd Plan check submitted on 11/3/21 and returned on 11/5/21. Permit issued on 11/16/21. (2/11/22)
C0234-22-01	1750 Newport Beach	Commercial	Application for New Service submitted on 10/22/21. Plan Check Fee submitted on 11/15/21. 1st Plan Check submitted on 10/25/21 and returned on 11/18/21. 2nd Plan Check submitted on 11/29/21 and returned on 11/30/21. (2/11/22)
C0235-22-01	2000 Kornat Drive	Single Family Home	Application for New Service submitted on 10/29/21. Plan Check Fee submitted on 10/22/21. 1st Plan Check submitted on 10/29/21 and returned on 10/29/21. (2/11/22)

DEVELOPER PROJECT STATUS REPORT

PROJECT STATUS - DEVELOPER PROJECTS			
FILE NO.	PROJECT ADDRESS	PROJECT DESCRIPTION	PROJECT NOTES/STATUS
C0237-22-01	862 18th Street	Commercial	Application for New Service submitted on 10/12/21. Plan Check Fee submitted on 11/2/21. 1st Plan Check submitted on 11/5/21 and returned on 11/5/21. 2nd Plan Check submitted on 11/11/21 and returned on 11/13/21. 3rd Plan Check submitted on 1/19/22 and returned on 1/23/22.
C0238-22-01	236 Loyola Road	Single Family Home	Application for New Service submitted on 11/1/21. Plan Check Fee submitted on 11/2/21. 1st Plan Check submitted on 11/1/21 and returned on 11/5/21. 2nd Plan Check submitted on 11/14/21 and returned on 11/14/21. 3rd Plan Check submitted on 11/16/21 and returned on 11/18/21. (2/11/22)
C0239-22-01	2263 Rutgers Drive	Single Family Home	Application for New Service and Plan Check Fee submitted on 11/4/21. 1st Plan Check submitted on 11/4/21 and returned on 11/5/21. 2nd Plan Check submitted on 12/23/21 and returned to 12/24/21. 3rd Plan Check submitted on 2/6/22 and returned on 2/8/22.
C0240-22-01	1775 Monrovia Avenue, Unit 1	Commercial	Application for New Service and Plan Check Fee submitted on 11/9/21. 1st Plan Check submitted on 11/9/21 and returned on 11/14/21. 2nd Plan Check provided on 11/15/21 and returned on 11/18/21. Permit issued on 1/6/22.
C0241-22-01	2245 Raleigh Ave	Single Family Home	Application for New Service and Plan Check Fee submitted on 11/8/21. 1st Plan Check submitted on 11/4/21 and returned on 11/14/21. 2nd Plan Check provided on 11/21/21 and returned on 11/23/21. (2/11/22)
C0242-22-01	2510 Carnegie Ave	Single Family Home	Application for New Service and Plan Check Fee submitted on 11/9/21. 1st Plan Check submitted on 11/9/21 and returned on 11/14/21. 2nd Plan Check provided on 11/22/21 and returned on 11/22/21. Permit issued on 1/6/22.
C0244-22-01	355 Princeton Drive	Single Family Home	Application for New Service submitted on 11/18/21. Waiting for Plan Check Fee. 1st Plan Check submitted on 11/18/21 and returned on 11/23/21. 2nd Plan Check submitted on 12/1/21 and returned on 12/2/21. Permit issued on 12/21/21. Waiting for Contractor to call for Inspection. (2/11/22)
C0246-22-01	1929 Arnold Avenue	Single Family Home	Application for New Service and Plan Check Fee submitted on 12/19/21 and 12/8/21. 1st Plan Check submitted on 12/14/21 and returned on 12/20/21. 2nd Plan Check submitted on 1/10/22 and returned on 1/11/22. Permit issued on 2/15/22.

DEVELOPER PROJECT STATUS REPORT

PROJECT STATUS - DEVELOPER PROJECTS			
FILE NO.	PROJECT ADDRESS	PROJECT DESCRIPTION	PROJECT NOTES/STATUS
C0247-22-01	2064 Monrovia Avenue	Single Family Home	Application for New Service submitted on 11/29/21. Plan Check Fee submitted on 12/10/21. 1st Plan Check submitted on 11/18/21 and returned on 12/10/21. 2nd Plan Check submitted on 1/5/22 and returned on 1/6/22.
C0248-22-01	1396 Galway Lane	Single Family Home	Application for New Service submitted on 1/5/22. Plan Check Fee submitted on 12/23/21. 1st Plan Check submitted on 12/14/21 and returned on 12/24. 2nd Plan Check submitted on 1/5/22 and returned on 1/6/22. Permit issued on 2/15/22.
C0249-22-01	2293 La Playa Drive N	Single Family Home	Waiting for Application for New Service. Plan Check Fee submitted on 12/23/21. Waiting for 1st Plan Check submittal. (2/11/22)
C0250-22-01	1008 West Wilson & 2255 Canyon Dr.	Two Single Family Home	Application for New Service submitted on 1/14/22 and Plan Check Fee submitted on 1/12/22. 1st Plan Check submitted on 1/14/22 and returned on 1/15/22. 2nd Plan Check submitted on 2/7/22 and returned on 2/10/22.
C0251-22-01	1775 Monrovia Avenue, Unit 2	Commercial	Application for New Service and Plan Check Fee submitted on 1/22/22. 1st Plan Check submitted on 1/22/22 and returned on 1/23/22.
C0252-22-01	136 E. 21st St, Suite A	Single Family Home	Application for New Service submitted on 1/20/22 and Plan Check Fee submitted on 1/24/22. 1st Plan Check submitted on 1/21/22 and returned on 1/24/22. 2nd Plan Check submitted on 1/25/22 and returned on 1/26/22. 3rd Plan Check submitted on 2/4/22 and returned on 2/4/22.
C0253-22-01	1965 Tustin Avenue	Single Family Home	Application for New Service submitted on 1/28/22 and Plan Check Fee submitted on 2/6/22. 1st Plan Check submitted on 1/28/22 and returned on 2/11/22.
C0254-22-01	154 Albert Place	Single Family Home	Application for New Service submitted on 1/28/22 and Plan Check Fee submitted on 2/6/22. 1st Plan Check submitted on 1/28/22 and returned on 2/11/22.
C0255-22-01	218 E. 18th Street	Single Family Home	Application for New Service submitted on 1/28/22 and Plan Check Fee submitted on 2/6/22. 1st Plan Check submitted on 1/28/22 and returned on 2/11/22.
C0256-22-01	970 Governor Street	Single Family Home	Application for New Service submitted on 1/28/22 and Plan Check Fee submitted on 2/6/22. 1st Plan Check submitted on 1/28/22 and returned on 2/11/22.
C0257-22-01	3143 Bermuda Drive	Single Family Home	Application for New Service and Plan Check Fee submitted on 2/9/22. 1st Plan Check submitted on 2/6/22 and returned on 2/11/22.

MESA WATER AND OTHER AGENCY PROJECTS STATUS REPORT
February 2022

Project Title: OC-44 Replacement and Rehabilitation Evaluation and Cathodic Protection Study

File No.: M 2034

Description: Evaluate potential repair and replacement options.

Status: Request for Bids sent out to contractors on February 6, 2019. Six bids received on 3/6/19. E&O Committee recommended award of the contract to lowest bidder (E.J. Meyer Company) on 3/19/19. Kick-off meeting held on 4/25/2019. Reviewed submittals. Met with SARWQB on 5/24/19 and discussed permit requirements w/ Susan Beeson. On 5/30/19 met with OCSD and went over requirements for the Special Purpose Discharge Permit (SPDP). Project Progress meeting on 6/6/19 and coordination meeting with MWD on 6/20/19. Held Permit Status Meeting on 7/11/2019, Traffic Coordination Meeting with Fletcher Jones on 7/23/2019 and Project Progress Meeting on 7/23/2019. Submitted Application Package to OCSD for SPDP on 7/31/2019. Received Special Purpose Discharge Permit from OCSD on 9/1/2019. Coordination meeting with Fletcher Jones and Project Progress Meeting held on 9/11/19. Contractor mobilized on 9/15/19 and started dewatering efforts. Project is substantially complete and line is ready for use. Native planting is complete and the contractor is providing maintenance of planted vegetation. The post-construction walk-through meeting held on 4/30/20. Planting Establishment and 120-day Maintenance Period completed on 7/2/20. The final inspection and walk-through meeting held on 7/23/20. Planting Establishment and Maintenance Report submitted to the regulatory agencies on September 29, 2020. Non-native plant herbiciding was performed on 11/14/20, 5/4/21, and 9/11/21. (2/11/22)

Project Title: Pipeline Testing Program

File No.: MC 2141

Description: Implement Resolution No. 1442 Replacement of Assets to annually perform non-destructive testing of 1% of the distribution system, and destructive testing of segments that are shown to have less than 70% of original wall thickness by non-destructive testing.

Status: Three miles of AC pipe constructed in 1956 were selected for non-destructive wall thickness measurement, which occurred during the week of January 14, 2019. The report was received on February 8, 2019. Five AC pipe samples were sent to the testing lab in May 2019, and the wall thickness measurement report was received on June 24, 2019. With more data collected from AC pipe samples, a proposed update of the Res. 1442 Replacement of Assets was approved by the E&O Committee in September 2019. Staff developed a process for classifying pipeline breaks, and provided a class to the Distribution crews on November 21, 2019. Four AC pipe samples collected during valve replacements were sent for EDS testing on January 28, 2020. Lab reports were received on March 19, 2020 and evaluation of the lab results was received on June 12, 2020. MWD/OC performed approximately 40 miles of leak detection and found one suspected pipeline leak. Staff performed a follow up leak

MESA WATER AND OTHER AGENCY PROJECTS STATUS REPORT

February 2022

detection and could not replicate the suspected leak. Thirteen (13) AC pipe samples collected by staff during valve replacements and break responses were sent for wall thickness measurement, EDS testing, and remaining useful life estimates. Wall thickness lab reports were received and useful life estimate report is expected on February 24, 2021. MWDOC staff performed 30 miles of leak detection for main lines and service laterals in January 2021. A report of their findings found no mainline leaks. 30 additional miles of leak detection was received on March 22, 2021. No mainline leaks were reported. Fourteen samples of AC Pipe were collected as part of valve and hydrant replacements were shipped to the lab for wall thickness measurements on January 20, 2022. The report is expected in April 2022. (2/10/22)

Project Title: Chandler & Croddy Wells and Pipeline Project

File No.: M18-113

Description: Design, documentation, permitting, and construction of two new wells located on Chandler Avenue and Croddy Way in the City of Santa Ana and the distribution pipeline connecting the wells to Mesa Water's supply system.

Status: The Chandler Well 12 and Croddy Well 14 and Pipeline Project Team includes Design Engineer TetraTech, Construction Manager Butier Engineering, and Community Outreach Consultant Murakawa & Associates. The project has four phases, with a construction bid package for each phase. The status of each phase is below.

Phase 1: Demolition. Demolition of the existing office buildings at the well site properties was awarded to Standard Demolition on July 9, 2020 and was completed on October 14, 2020.

Phase 2: Well Drilling. Well Drilling was awarded to Zim Industries dba Bakersfield Well & Pump on August 13, 2020. Permits for well drilling were received from Orange County Health Care Agency (OCHCA) on October 7, 2020. Mobilization for drilling at the Croddy Well 14 site started on October 12, 2020. Sound walls were constructed at both sites. Croddy Well 14 drilling is complete. Test pumping produced 4,000 gallons per minute. Water quality depth and well blend sample results indicate good water quality. Chandler Well 12 pilot hole was drilled and samples for the aquifer and the groundwater indicate good water quality to 970 feet. The pilot hole reaming and casing installing was completed during the week of May 3, 2021. Test pumping of Chandler Well 12 produced 4,320 gallons per minute. Water quality depth samples and well blend samples indicate good water quality.

Phase 3: Well Equipping. A contract award to Gateway Pacific was approved at the February 11, 2021 Board of Directors meeting. A project team kickoff meeting was held on March 10, 2021. The team has identified the long lead time items, and is in the submittal process for these items. Mobilization occurred on May 28, 2021. Underground work and concrete forming is mostly complete at both sites; however, the electric utility has not provided approved drawings required for completion of the electrical building at Chandler Well 12. Well pedestals have been completed and approved by OCHCA. Permits from AQMD for the backup generators and ammonia scrubbers have been issued. Long lead time items affected by the global supply chain are beginning to arrive.

MESA WATER AND OTHER AGENCY PROJECTS STATUS REPORT

February 2022

Phase 4: Pipeline. The Board authorized execution of a construction contract with Ferreira Construction at the April 27, 2021 Board Committee meeting. Notice to Proceed with the potable water transmission pipeline construction was issued on June 1, 2021. A preconstruction meeting was held on June 15, 2021. The team identified the long lead time items and is in the submittal process. Encroachment permits were obtained by the contractor from the City of Santa Ana on August 12, 2021. The contractor potholed the pipeline alignment to confirm the location and depths to buried utilities in the area. A minor realignment of the Chandler pipeline was designed to avoid unexpected natural gas pipeline and services. Materials for the Croddy Storm Drain arrived in December 2020, and construction of the Croddy storm drain is in progress and is expected to be completed in February 2022. Materials for the 30" and 16" transmission lines arrived in January and February 2022. Construction of the 30" transmission pipeline is expected to begin once the storm drain construction is complete. (2/10/22).

Project Title: SACDA Control Room and Wet Labs Upgrade Project

File No: M20-105

Description: Relocation of the SCADA Control Room and laboratory, including the addition of an education center.

Status: In November 2019, the Board directed staff to proceed with Design Concept 2 of the Mesa Water Reliability Facility Outreach Center. Mesa Water obtained a cost proposal from IBI Group. The scope of work also incorporates the design of two MWRFF spare parts storage buildings (located at the MWRFF) and wells spare parts storage building (located at Well 7) as part of the design services. The Board approved this item at its 4/9/2020 Board Meeting. The pre-design kick-off meeting was held on 4/27/20. The Conceptual design was reviewed on 6/10/20 and preliminary cost estimate discussed on 7/9/2020. At the August 25, 2020 Committee Meeting the Mesa Water® Education Center building concept was approved by the Board. Additionally, a contract was awarded to Mad Systems for the exhibit design. On September 17, 2020 a final design kick-off meeting was held with the architect and exhibit design teams. On October 6, 2020, the Mesa Water team toured the Albert Robles Center for Water Recycling and Environmental Learning with Mad Systems. On October 15, 2020 the design team held a site visit at the MWRFF to discuss landscaping and courtyard concepts. The design team held progress meetings on 10/29/20, 11/12/20, and 11/25/20 to discuss project alternatives and progress. A preliminary landscaping concept was received on 11/25/20. The 50% design submittal was received on 12/15/2020. The comments to the submittal were discussed during progress meetings on 1/21/21 and 2/4/21. 50% Construction Documents were submitted 3/12/21. The project team held detailed design meetings regarding storage buildings, the IT Server Room, and transitional plans to keep the MWRFF in service during construction. 6/2/21 the Mesa Water team reviewed and selected finishes for the Education Center and Administration Building. Transitional plans to keep the MWRFF in service were finalized and the delivery and setup of the temporary facilities began in October 2021. Mesa Water received proposals for construction management services for the project in early

MESA WATER AND OTHER AGENCY PROJECTS STATUS REPORT

February 2022

June 2021. A construction manager was selected in June 2021 and they have begun reviewing construction documents. The Draft 100% Construction Documents were submitted on July 29, 2021. Staff reviewed the submittal and provided comments. The revised Construction Documents were submitted on Sep 10, 2021. The Request for Proposals for construction was sent out on Sep 13, 2021 and bids were received on October 15, 2021. Three bids were received from qualified contractors. The project was awarded to the recommended contractor on 10/26/21. A Contract was executed with Hamel Contracting and the kick-off meeting was held on November 18, 2021. The contractor has completed the interior demolition of the Administration Building and the building demolition is scheduled to begin in February 2022. The contractor is currently working on submittals, procurement, and roughing in the new Administration Building electrical system. (2/11/22)

Project Title: Wilson Street Pipeline Replacement Project

File No.: M21-220A

Description: Design, documentation, and permitting for replacement of pipeline in Wilson Avenue between Newport Blvd and Harbor Blvd.

Status: Scope of Work and Request for Quotes for the design, documentation, and permitting for the Wilson Avenue Pipeline Replacement Project was prepared and sent to the design consultants on 7/13/2020. Received five proposals on 8/27/20. Water Systems Consultants, Inc (WSC) selected to prepare the design. The Kick-off meeting was held on 8/13/2020. Technical Memorandum No. 1, providing alternative pipeline layouts, was submitted for review on 10/12/20. The 50% Design package was submitted for review on 12/23/20. The comments to the submittal were analyzed and discussed on 2/8/21. The consultant completed the 90% Design Submittal on 3/9/21. The Request for Bids was sent out to contractors on 3/30/21. Eight bids were received on 4/28/21. JA Salazar submitted the lowest bid. The Board authorized execution of a construction contract with JA Salazar at the May 13, 2021 Board meeting. The Contract with JA Salazar was executed on 6/10/21 and the pre-construction meeting for the project was held on 6/24/21. The pre-construction meeting with the City of Costa Mesa was held on 8/12/21 and the contractor started potholing on 8/16/21. Following review of the potholing results, the installation of the mainline started on October 19, 2021. The contractor has completed the installation of the 12-inch PVC line in Wilson St. from Harbor Blvd to Newport Blvd. They are currently constructing the tie-ins to the distribution system and service line connections. The project is scheduled to be substantially complete in April 2022. (2/11/22)

Project Title: 1951 Cohort Pipeline Replacement Project

File No.: M21-220A

Description: Design, documentation, and permitting for replacement of 3.5 miles of pipeline in Hamilton St., Pomona Ave., Wallace Ave., Anaheim Ave., and Maple Ave.

Status: Scope of Work and Request for Proposals for providing CM services for the Wilson Avenue and 1951 Cohort Pipeline Replacement Projects sent out to As-Needed

MESA WATER AND OTHER AGENCY PROJECTS STATUS REPORT

February 2022

Consultants on 11/30/20. Five proposals received on 12/14/20. CDM Smith was selected to provide the CM Services.

Scope of Work and Request for Proposals for providing design services for the 1951 Cohort Pipeline Replacement sent out to As-Needed Consultants on 12/1/20. Two proposals were received on 12/15/20. Tetra Tech was selected to prepare the design. The project kick-off meeting was held on 2/2/21. The Consultant delivered Technical Memorandum No. 1 – Alignment Options and Recommendations on 7/9/21 and the Preliminary Design Report 7/21/21. Mesa Water Staff has reviewed Technical Memorandum No. 1 and the Preliminary Design Report. The project's 50% Design Submittal was submitted on 10/29/21 and reviewed by Mesa Water staff. The project team is currently working to complete the 90% Design Submittal. The construction of the 1951 Cohort Pipeline Replacement Project has been moved to years following the CIPR Program. Mesa Water staff is looking into funding opportunities to be able to construct the project within the timeframe of the CIPR Program. (2/11/22)

Project Title: Mainline Valve Replacement Project Phases I through IV

File No.: M21-220C

Description: Design, documentation, and permitting for replacement of mainline valves within the distribution system per the Mainline Valve Spacing Policy.

Status: At the October 8, 2020 Board Meeting the Mainline Valve Spacing Policy was approved by the Board. A Scope of Work and Request for Quote for the design, documentation, and permitting for the Mainline Valve Replacement Project was prepared and was sent to on-call design consultants the week of October 19, 2020. Four proposals were received on 11/3/20. Tetra Tech was selected to prepare the final design. The project Kick-off meeting was held on 1/12/21. The Consultant developed the project's permit plan. The 50% Design Submittal was delivered for review on 5/10/21. Mesa Water Staff has completed testing shutdowns required for the Phase 1 and 2 valve replacement in September 2021. The Consultant submitted the 90% Design Submittal for Phase 1 on 10/8/21. Staff reviewed the Phase 1 90% and 100% Design Submittals. A Request for Bids was sent out on 1/10/22 and a Pre-bid meeting held on 1/13/22. Seven bids were received from qualified contractors on 2/3/22. Mesa Water staff has reviewed the bids, checked references, and will bring a recommended contractor to February Committee Meeting. (2/11/22)

Project Title: Reservoirs 1 and 2 Pump Station Upgrades Project

File No.: M21-210B2

Description: The Reservoir Upgrades Project has several components to increase the efficiency and reliability of Reservoirs 1 and 2: Chemical storage and feed systems (sodium hypochlorite and aqueous ammonia) to help reduce nitrification issues in the distribution system; Pump replacement and conversion of drivers from gas engines to electrical motors; Upgrades to reservoir electrical service through SCE; Installation of diesel generator systems to power the reservoirs in the event of an emergency; Miscellaneous system rehabilitation and upgrades including electrical gear replacement, pipeline rehabilitation, pipeline modifications, and instrument replacement based on the

MESA WATER AND OTHER AGENCY PROJECTS STATUS REPORT

February 2022

results of site visits and related analyses; and Slurry Dewatering Pit upgrades located at the Reservoir 1 site.

Status: Following the approval of the recommendations of the Water, Power, and Supply Chain Reliability Assessment, Mesa Water developed a design scope of work for the Reservoirs 1 and 2 Upgrades Project. A proposal was solicited from a CIPR on-call design consultant and the project's Preliminary and Final Design kicked off in May 2021. A site visit for the project was held with the consultant on 5/17/21. The project team performed a 3-D scan of Reservoir 1 the week of June 7th and Reservoir 2 the week of June 14th. The consultant delivered a draft version of Technical Memorandum No.1 – Reservoir 1 Site Master Plan and the draft Permit Plan on 7/16/21. Following Mesa Water's review of TM1 and the Permit Plan, the consultant began work on the Preliminary Design Report. The Preliminary Design Report was delivered on 9/7/21 and the Preliminary Design Report Workshop was held on 9/15/21. The design team submitted the 60% Design Submittal in December 2021. Staff reviewed and provided comments on the 60% Design Submittal. The design team is currently working on pre-qualification of contractors, pre-purchase of long lead-time equipment (Reservoir 1 Vertical Turbine Pumps, Electrical Switchgear, and Back-up Generator) , and the 90% Design Submittal. (2/11/22)

Project Title: Excavation Slurry Dewatering Pit Project

File No.: M21-250D

Description: Design, documentation, and permitting for a dewatering process that will be constructed in Mesa Water's Operations Yard to provide dewatering for the hydrovac excavation slurry.

Status: A Scope of Work and Request for Quote for the design, documentation, and permitting for the Excavation Slurry Dewatering Pit Project was prepared and sent to on-call design consultants the week of October 19, 2020. Following selection of an on-call design consultant, the kick-off meeting and site visit were held on 11/30/20. The Draft memo was submitted for review on 2/3/21 and was reviewed by Mesa Water Staff. Mesa Water Staff has provided direction and the design of the Dewatering Pit is included in the scope of work for the Reservoirs 1 and 2 Pump Station Upgrades Project. The Final Technical Memorandum was submitted for review on 6/10/2021. The Dewatering Pit will be designed and constructed as part of the Reservoirs 1 and 2 Pump Station Upgrades Project. (2/11/22)

Project Title: Vault Rehabilitation and Abandonment

File No.: M21-220B

Description: Design and construction of abandonment of obsolete facilities and rehabilitation of one arterial valve on OC-44.

Status: NV-5 was selected as the design consultant. Project kickoff was held on September 30, 2020. Site visits for all of the vaults were conducted in October 2020. A preliminary design report was received in November 2020 and review by staff. The current project includes abandoning three vaults on OC-44 and three unused pressure relief stations, and replacing the Bonita Creek Park Arterial Valve on OC-44.

MESA WATER AND OTHER AGENCY PROJECTS STATUS REPORT
February 2022

Rehabilitation of the interties is on hold pending decisions on the need for the three interties, and will be completed in a future capital program. A CEQA evaluation of the project recommended filing a Categorical Exemption from CEQA. The Categorical Exemption was received on July 2, 2021, and filed with the County of Orange on September 3, 2021. 90% Plans and Specifications were received on July 7, 2021, and were reviewed by staff. The City of Huntington Beach asked that all work requiring an OC-44 shutdown be complete prior to December 2021 due to a planned outage of another import source. The project was put out to bid on August 27, 2021. Four bids were received on September 15, 2021. The construction contract award was awarded at the September 28, 2021 Committee meeting. Notice to Proceed to the selected contractor was provided on October 14, 2021. Contractor mobilized on November 8, 2021 and completed the Phase 1 vaults which required a complete shutdown of the OC-44 pipeline. Phase 1 construction was completed before Thanksgiving 2020, and the 8.1 mile OC-44 pipeline was successfully disinfected and returned to service on December 6, 2020. Phase 2 and Phase 3 of the project are expected to be complete in February 2022. (2/10/22)

Project Title: Operational IT Infrastructure Security Project

File No.: M21-250F

Description: The Project will align the Operational IT infrastructure and management model with Mesa Water enterprise IT system standards and CISA recommendations.

Status: The project kick-off meeting was held on 5/17/2021. The new servers, UPS, and isolated network has been installed and configured. The project team has procured the required switches and equipment. They are currently working on obtaining licenses for required software. (2/11/22)

Water Quality Call Report

January 2022

Date: 1/6/2022
Source: Phone/Visit
Address: 252 Sierks Street
Description: Customer reported having white debris in water collected from restroom sink.

Outcome: Customer had a leaky faucet repaired by a plumber who then flushed the water. White debris came out of the faucet that looks like Teflon tape. Water from the restroom sink and the front hose bib going into the house were checked and both were absent of any white debris. Both samples had chlorine residual within normal range. Explained to customer that the white debris appears to be localized to one sink and he should have the plumbing checked out if he continues to see the white debris. Customer was advised to call back should he notice the white debris in other faucets throughout the house.

Date: 1/10/2022
Source: Phone
Address: 370 Avocado Street, #5
Description: Customer e-mailed to report chlorine odor that he noticed in the shower and kitchen tap. He asked if we are adding more chlorine than before.

Outcome: Called customer and let him know that Mesa Water's operations remained the same including chlorine dosage. Customer said he is not noticing the chlorine odor anymore and will call back if he notices it again.

Date: 1/12/2022
Source: Phone/Visit
Address: 2285 Rutgers Drive
Description: Customer called regarding a chemical taste she noticed in the water on January 5, 2022.

Outcome: Customer claims it has never tasted like that and she absolutely loves the water from her tap. Staff went to check the water and did not notice any unusual odor. Asked customer to collect a water sample and call Mesa Water should the chemical odor return. Customer acknowledged that she is very sensitive to taste and odor but she has not noticed the odor before. She also commented that she feels very spoiled to have such high quality water and that she prefers it over bottled water and has been drinking it for over 63 years.

Date: 1/18/2022
Source: Phone
Address: 194 Brookline
Description: Customer reported having milky/cloudy water.

Outcome: Customer moved in two days ago and just started water service. The cloudy water has since cleared. Explained to customer that the cloudy water is air in the line and is not harmful.

Date: 1/21/2022
Source: Phone/Visit
Address: 35 Seabird Court
Description: Customer reported white residue coming from the refrigerator water dispenser. The white residue was not noticed anywhere else in the house.

Outcome: Staff checked the water from the outside hose bib and kitchen sink. Both samples were clear and free of any white residue. Issue is isolated to the appliance.

Date: 1/24/2022
Source: Phone
Address: N/A
Description: Customer had several questions regarding the Annual Water Quality (WQ) Report and was concerned with disinfection byproducts.

Outcome: Answered all of the customers WQ Report questions and explained to her about Mesa Water's comprehensive water monitoring plan and reporting process.

Date: 1/25/2022
Source: Phone
Address: 3018 Fernheath Lane
Description: Customer reported the water from the kitchen sink having a metallic taste which was not noticed at any other faucets in the home.

Outcome: Assured customer that the water meets all state and federal drinking standards. Explained to her about Mesa Water's comprehensive water monitoring program and let her know that we have made no operational changes. Customer mentioned changing the sink hoses not too long ago. Explained to her that piping and faucet materials can contribute to changes in taste and is an internal issue.

Water Operations Status Report
July 1, 2021 - January 31, 2022

Operations Department Status Report	Wk Unit	Plan Days	Act Days	Plan Qty	Act Qty	Plan Cost	Actual Cost
01 - HYDRANTS							
WD-0101 - HYDRANT MAINTENANCE	HYDRANTS	103	104	1962	2024	\$41,543	\$44,148
WD-0102 - HYDRANT PAINTING	HYDRANTS	8	11	245	128	\$3,448	\$4,404
WD-0103 - HYDRANT REPAIR	HYDRANTS	24	23	36	40	\$8,885	\$12,320
Program 01 TOTAL		135	138			\$53,876	\$60,872
02 - VALVES							
WD-0201 - DISTRIBUTION VALVE MAINTENANCE	VALVES	70	96	1395	2045	\$31,087	\$40,946
WD-0202 - NIGHT VALVE MAINTENANCE	VALVES	6	0	82	0	\$3,004	\$0
Program 02 TOTAL		76	96			\$34,091	\$40,946
03 - METERS							
CS-0301 - NEW METER INSTALLATION	METERS	11	3	60	25	\$48,289	\$9,221
CS-0302 - RAISE REPLACE METER BOX	BOXES	5	2	46	9	\$2,065	\$809
CS-0303 - METER LEAK INVESTIGATION/REPAIR	INV/REP	8	6	118	63	\$3,179	\$2,232
CS-0305 - ANGLE STOP/BALL VALVE REPLACE	REPLACE	24	45	59	106	\$14,481	\$17,160
CS-0306 - LARGE METER TEST/REPAIR - C	TESTS	14	6	68	48	\$5,484	\$2,068
WD-0305 - ANGLE STOP/BALL VALVE REPLACE	REPLACE	15	2	30	2	\$9,637	\$635
Program 03 TOTAL		75	62			\$83,135	\$32,125
04 - MAIN LINES							
WD-0401 - MAIN LINE REPAIR	REPAIRS	58	54	12	6	\$35,382	\$28,691
WD-0402 - AIR VAC MAINTENANCE/REPAIR	REPAIRS	15	19	92	210	\$6,088	\$8,049
Program 04 TOTAL		74	73			\$41,470	\$36,740
05 - SERVICE LINES							
WD-0501 - SERVICE LINE REPAIR	REPAIRS	33	55	12	13	\$17,047	\$29,059
Program 05 TOTAL		33	55			\$17,047	\$29,059
06 - CAPITAL							
CAP FH - CAPITAL HYDRANT UPGRADE	HYDRANTS	97	206	15	29	\$94,416	\$163,886
CAP MV - CAPITAL MAINLINE VALVE REPLACE	VALVES	82	76	15	12	\$65,945	\$47,341
CAP SL - CAPITAL SERVICE LINE REPLACE	SERVICES	22	9	6	1	\$14,164	\$4,143
CAP SS - CAPITAL SAMPLE STATION REPLACE	STATIONS	3	2	3	6	\$1,570	\$924
CAP WLS- CAPITAL WATER LOSS STUDY	METERS	25	28	253	192	\$34,404	\$26,212
CAP LM - CAPITAL LARGE METERS	METERS	4	0	29	1	\$11,496	\$681
CAP SM - CAPITAL SMALL METERS	METERS	10	7	146	60	\$14,056	\$8,014
CIPR- ENGINEERING WORK	HOURS	317	152	2691	1370	\$131,769	\$66,352
Program 06 TOTAL		560	481			\$367,820	\$317,553
TOTAL						\$597,439	\$517,295

Payment Listing by Class

1/1/2022 - 1/31/2022

Vendor Name	Check #/Count	Payment Date	Invoice Number	Invoice Description	Payment Amount
CAPITAL					
BUTIER CONSULTING ENGINEERS	000005493	01/20/22	C002MWD	M21-250A1 SCADA ROOM UPGRADE	\$650.00
	000005545	01/27/22	B018MWD	M18-100 CHANDLER & CRODDY	\$61,031.59
		01/27/22	C001MWD	M21250A1 SCADA ROOM UPDATES	\$1,942.50
	2				\$63,624.09
CAROLLO ENGINEERS	000005417	01/06/22	FB17922	E400-0012 GIS HYDRAULIC MODEL	\$6,036.69
	000005536	01/20/22	FB16942	E400-0012 GIS HYDRAULIC MODEL	\$7,175.01
	000005542	01/27/22	FB16145	E400-0012 GIS HYDRAULIC MODLG	\$37,374.81
		01/27/22	FB19088	E400-0012 GIS HYDRAULIC MODEL	\$2,895.88
	3				\$53,482.39
CDM SMITH, INC	000005368	01/06/22	90134638	M22-250A4 SCADA CONTRL ROOM	\$8,977.50
		01/06/22	90134637	M21-270 STAFF AUGMENTAION	\$25,228.60
		01/06/22	90134639	Receivings Transaction Entry	\$23,414.94
		01/06/22	90135400	M21-220A WILSON & 1951 COHORT	\$31,320.94
		01/06/22	90135397	M21-270 STAFF AUGMENTATION	\$17,472.50
		01/06/22	90139249	M21-270 STAFF AUGMENTATION	\$11,940.50
	000005424	01/13/22	90142031	M21-270 STAFF AUGMENTATION	\$20,352.75
		01/13/22	90142032	M21-220A WILSON & 1951 COHORT	\$18,534.68
		01/13/22	90137723	M21-270 STAFF AUGMENTATION	\$17,690.00
	000005495	01/20/22	90139247	M21-220A WILSON & 1951 COHORT	\$21,069.52
		3			
MICHAEL BAKER INTERNATIONAL	000005537	01/20/22	1131212	M20-100 METER TECHNOLOGY	\$1,925.00
		01/20/22	1131951	M20-004A OC44 APPUR RELOCATION	\$633.10

Payment Listing by Class

1/1/2022 - 1/31/2022

Vendor Name	Check #/Count	Payment Date	Invoice Number	Invoice Description	Payment Amount
MICHAEL BAKER INTERNATIONAL	000005593	01/27/22	1137096	M20-004A OC44 APPUR RELOCATION	\$1,190.00
		01/27/22	1137099	M20-100 METER TECHNOLOGY	\$4,592.50
2					\$8,340.60
MURAKAWA COMMUNICATIONS, INC.	000005565	01/27/22	MESA WATER-19	M20-109 PUBLIC OUTREACH	\$10,995.09
		1			
					\$10,995.09
NV5, INC.	000005538	01/20/22	248878	M21-220B VAULT REHAB ABANDMNT	\$11,445.00
		01/20/22	244044	M21-220B VAULT REHAB ABANDMNT	\$3,815.00
1					\$15,260.00
PAULUS ENGINEERING INC	000005419	01/06/22	20853	SHADE STRUCTURE	\$6,494.50
		1			
					\$6,494.50
TETRA TECH, INC	000005420	01/06/22	51834160	M18-100 CHANDLER & CRODDY	\$23,156.95
		000005485	01/20/22	51820081	M18-100 CHANDLER & CRODDY
	000005485	01/20/22	51836162	M21-220C MAINLINE VALVE REPLC	\$19,635.00
		01/20/22	51828988	M21-220D PLASTIC SERVICE LINE	\$5,717.50
	000005596	01/27/22	51842937	M21-220D PLASTIC SERVICE LINE	\$9,607.50
		01/27/22	51842935	M21-220A COHORT PIPELINE	\$18,715.00
3					\$104,159.70
WA RASIC CONSTRUCTION CO.	000005602	01/27/22	06	M20-100 METER TECH PILOT PROGM	\$33,664.92
		1			
					\$33,664.92
Total CAPITAL					17
					\$492,023.22
CHECK SIGNATURE EXEMPT					
SOUTHERN CALIFORNIA EDISON CO	000005369	01/06/22	700461094089N OV21	ELECTRICITY - NOVEMBER 2021	\$112,087.19
	000005428	01/13/22	2236281499MA Y21	ELECTRICITY - MAY 2021	\$77,594.11
	000005541	01/27/22	700461094089D EC21	ELECTRICITY - DECEMBER 2021	\$101,510.21
3					\$291,191.51
Total CHECK SIGNATURE EXEMPT					3
					\$291,191.51

Payment Listing by Class

1/1/2022 - 1/31/2022

Vendor Name	Check #/Count	Payment Date	Invoice Number	Invoice Description	Payment Amount
DEPARTMENT EXPENSE					
ACWA	000005548	01/27/22	INV009773	SPONSORSHIP	\$1,375.00
	1				\$1,375.00
ACWA JOINT POWERS INSURANCE AUTHORITY	000005584	01/27/22	012522	WORKERCOMP OCT-DEC 2021	\$24,243.35
	1				\$24,243.35
CALPERS BENEFIT PAYMENTS	CASH	01/06/22	16651150	MONTHLY INS PREMIUM	\$61,145.73
		01/06/22	16651167	MONTHLY INS PREMIUM	\$6,778.93
		01/20/22	121521	CALPERS PPE 12/16	\$36,503.43
		01/24/22	123021	CALPERS PPE 12/30	\$35,803.87
		01/24/22	012422	RETRO PAY	\$20.17
	1				\$140,252.13
COLONIAL LIFE & ACCIDENT INS	000005373	01/06/22	88923330111389	INSURANCE PPE 12/31/21	\$201.68
	000005498	01/20/22	88923330125701	INSURANCE PPE 1/14/22	\$201.68
	2				\$403.36
DATCO	000005552	01/27/22	166931	DOT PROGRAM - CLASS A DRIVERS	\$442.00
	1				\$442.00
G&W TOWING	000005557	01/27/22	456360	TOWING #102	\$215.00
	1				\$215.00
GUARDIAN	000005378	01/06/22	00430941JAN22	JAN 22 DENTAL INSURANCE	\$5,775.38
	000005558	01/27/22	00430941FEB22	FEB 22 DENTAL INSURANCE	\$5,620.95
	2				\$11,396.33
HOOVER PRINTING	000005380	01/06/22	97330	DESIGN WORK	\$100.00
	000005472	01/13/22	97331	PRINTING - NEWSLETTER	\$2,494.41
		01/13/22	97564	PRINTING - INSERTS	\$1,314.55
	2				\$3,908.96
RED WING BUSINESS ADVANTAGE ACCT	000005453	01/13/22	20211223009986	SAFETY SHOES	\$200.00
		01/13/22	20211230009986	SAFETY SHOES	\$200.00
	1				\$400.00

Payment Listing by Class

1/1/2022 - 1/31/2022

Vendor Name	Check #/Count	Payment Date	Invoice Number	Invoice Description	Payment Amount
SCPMA-HR	000005539	01/20/22	05497	MEMBERSHIP - DENISE	\$50.00
	1				\$50.00
TASC	000005517	01/20/22	IN2263040	FSA ADMIN FEES - DECEMBER 2021	\$155.22
	1				\$155.22
TRACKER, A DIVISION OF C2, LLC	000005571	01/27/22	21-0000-186-Q4	PORTFOLIO ACCTING & REPORTING	\$1,500.00
	1				\$1,500.00
VISION SERVICE PLAN - (CA)	000005573	01/27/22	814215237	FEB 2022 VISION INSURANCE	\$1,185.57
	1				\$1,185.57
VISTA DEL VERDE LANDSCAPE	000005404	01/06/22	35997	LANDSCAPE REPAIRS	\$814.11
	000005480	01/13/22	36050	LANSCAPE MAINT FEES - JAN	\$2,743.79
		01/13/22	36092	LANSCAPE MAINT FEES AUG-DEC	\$675.00
	000005572	01/27/22	35994	TREE TRIMMING	\$6,022.00
	3				\$10,254.90
Total DEPARTMENT EXPENSE	19				\$195,781.82
FINANCIAL OBLIGATIONS					
US BANK	000005523	01/20/22	6204011	COPS ADMIN FEES	\$4,125.00
	1				\$4,125.00
Total FINANCIAL OBLIGATIONS	1				\$4,125.00
GENERAL AND ADMINISTRATIVE					
360 BC GROUP INC.	000005432	01/13/22	30179	WEBSITE MAINTENANCE - DEC	\$2,000.00
	1				\$2,000.00
ACCO ENGINEERED SYSTEMS, INC.	000005468	01/13/22	20193159	ANNUAL MAINTENANCE	\$18,015.00
		01/13/22	20197890	ADMINISTRATION BLDG REPAIRS	\$330.00
	1				\$18,345.00
AGNEW MULTILINGUAL	000005532	01/20/22	19729	TRANSLATION SERVICE	\$220.00
		01/20/22	19694	TRANSLATION SERVICE	\$777.50
	1				\$997.50
APOLLO PRINTING & GRAPHICS	000005370	01/06/22	271361	PRINTING - BUSINESS CARDS	\$73.27

Payment Listing by Class

1/1/2022 - 1/31/2022

Vendor Name	Check #/Count	Payment Date	Invoice Number	Invoice Description	Payment Amount
1					\$73.27
AT&T MOBILITY	000005371	01/06/22	87306005081X1 2152021	WIRELESS COMM 12/08-01/07	\$338.64
	000005489	01/20/22	87295684390X1 2162021	WIRELESS COMM 12/09-01/08	\$1,985.18
	000005549	01/27/22	87306005081X0 1152022	WIRELESS COMM 01/08-02/07	\$258.26
3					\$2,582.08
ATKINSON, ANDELSON, LOYA, RUUD & ROMO	000005411	01/06/22	636530	LEGAL SERVICES - OCTOBER	\$10,740.88
		01/06/22	638944	LEGAL SERVICES - NOVEMBER	\$19,269.62
1					\$30,010.50
BLACK & VEATCH	000005534	01/20/22	1355006	M21-220B VAULT ABANDONMENT	\$21,985.00
		01/20/22	1356003	M21-220B VAULT ABANDONMENT	\$12,700.00
1					\$34,685.00
BLUECOSMO SATELLITE COMMUNICATIONS	000005550	01/27/22	BU01412578	SATELLITE PHONE SERVICE	\$92.68
1					\$92.68
BMC SOFTWARE INC.	000005551	01/27/22	1345893	TRACK IT SOFTWARE SUPPORT	\$2,688.21
1					\$2,688.21
BOLLAND AND ASSOCIATES	000005491	01/20/22	220301	REGULATORY CONSULTING FEE	\$50.00
1					\$50.00
BONSALL PETROLEUM CONSTRUCTION	000005528	01/20/22	CHEQ00099007 932	20078700 Cheque Deposits 20078	\$1,112.00
1					\$1,112.00
BRENDA DEELEY PR LLC	000005433	01/13/22	1329	CONSULTING FEE DECEMBER 2021	\$7,450.00
1					\$7,450.00
BROWN & CALDWELL	000005423	01/13/22	12418033	M21-210B2 RES 1,2 UPGRADES	\$50,518.41
		01/13/22	12421384	M21-210B2 RES 1,2 UPGRADES	\$68,761.75
	000005535	01/20/22	12431442	M22-200B DROUGHT RELIEF PROGRA	\$9,344.69
2					\$128,624.85
BRYCE SANTANIELLO	000005415	01/06/22	CHEQ00099007 924	07316600 Cheque Deposits 07316	\$19.93

Payment Listing by Class

1/1/2022 - 1/31/2022

Vendor Name	Check #/Count	Payment Date	Invoice Number	Invoice Description	Payment Amount
	1				\$19.93
BSI EHS SERVICES AND SOLUTIONS	000005434	01/13/22	70361	EHS SUPPORT SERVICES	\$8,796.00
	1				\$8,796.00
CALIFORNIA ADVOCATES INC.	000005494	01/20/22	012231	PROFESSIONAL SERVICES	\$7,700.00
	1				\$7,700.00
CANON SOLUTIONS AMERICA, INC	000005586	01/27/22	577090	COPIER USAGE 09/29-12/28	\$3,358.86
	1				\$3,358.86
CCS ORANGE COUNTY JANITORIAL INC.	000005436	01/13/22	537901	JANITORIAL SERVICES	\$3,933.67
	1				\$3,933.67
CHARTER COMMUNICATIONS HOLDINGS, LLC	000005497	01/20/22	120198601010122	INTERNET - MWRF	\$1,370.43
	1				\$1,370.43
CHRISTINA VOGUE	000005529	01/20/22	CHEQ00099007928	06750104 Cheque Deposits 06750	\$212.77
	1				\$212.77
CITY OF SANTA ANA	000005372	01/06/22	35821304NOV21	CRODDY WATER/SEWER	\$596.58
		01/06/22	35776303NOV21	CHANDLER WATER/SEWER	\$206.26
	1				\$802.84
COASTAL OCCUPATIONAL MEDICAL GROUP DBA AKESO OCCUPATIONAL HEALTH	000005469	01/13/22	320853	MEDICAL SERVICES	\$260.00
		01/13/22	320836	MEDICAL SERVICES	\$147.03
	1				\$407.03
COMPONETICS	000005500	01/20/22	1767	COPPER ROUNDER	\$1,400.75
	1				\$1,400.75
DEANNA I ROLLINS	000005465	01/13/22	CHEQ00099007925	00903700 Overpayment	\$131.87
	1				\$131.87
DEBBIE YUAN	000005527	01/20/22	CHEQ00099007929	01119304 Cheque Deposits 01119	\$18.21
	1				\$18.21
DENNIS D ROCK CONSTRUCTION (1ST ALERT)	000005553	01/27/22	22011	MONTHLY INSPECTIONS	\$900.00
	1				\$900.00
EAN SERVICES LLC	000005439	01/13/22	28769571	TRUCK RENTAL	\$4,206.74

Payment Listing by Class

1/1/2022 - 1/31/2022

Vendor Name	Check #/Count	Payment Date	Invoice Number	Invoice Description	Payment Amount
	1				\$4,206.74
ECAMSECURE	000005440	01/13/22	759861	M21-250A1 MONTHLY SERVICES	\$289.52
	1				\$289.52
ELAN ONE	CASH	01/03/22	10322	DEC CHARGES	\$16,809.23
		01/31/22	013122	JAN CHARGES	\$10,684.42
	1				\$27,493.65
EMPLOYEE RELATIONS INC	000005441	01/13/22	91961	PRE-EMPLOYMENT VEHICLE REPORT	\$8.22
	1				\$8.22
EMPOWER	000005540	01/20/22	335146	457 PLAN EXPENSE 09/16-12/15	\$6,398.25
		01/20/22	335106	401 PLAN EXPENSE 09/16-12/15	\$410.25
	CASH	01/12/22	10522 457B	CONTRIBUTION 457B	\$27,981.16
		01/12/22	10522 MATCH	CONTRIBUTION MATCH	\$6,434.05
		01/24/22	011922 457B	CONTRIBUTIONS 457B	\$21,351.62
		01/19/22	011922 MATCH	CONRTIBUTIONS MATCH	\$9,500.18
		01/19/22	011922 401A	CONTRIBUTIONS 401A	\$1,028.96
	WIRE	01/05/22	10522 401A	CONTRIBUTION 401A	\$1,028.96
	3				\$74,133.43
ENTERPRISE FM TRUST	000005375	01/06/22	3005942875	DAMAGE CLAIM 10/27/21	\$1,305.01
	000005554	01/27/22	FBN4382605	AUTO LEASES - JANUARY 2022	\$1,025.68
	2				\$2,330.69
EPIC BUSINESS ESSENTIALS, LLC	000005555	01/27/22	SI00444277	OFFICE SUPPLIES	\$110.70
	1				\$110.70
FAMOUS FOOTWEAR #99915	000005467	01/13/22	CHEQ00099007 927	30000264 Cheque Deposits 30000	\$33.40
	1				\$33.40
FERREIRA COASTAL CONSTRUCTION CO.	000005546	01/27/22	01	M18-100 CHANDLER & CRODDY	\$170,843.25
	1				\$170,843.25
FRACTION SPEND MANAGEMENT LLC	000005543	01/27/22	AR-0002453	2 YEAR SUBSCRIPTION RENEWAL	\$54,324.00

Payment Listing by Class

1/1/2022 - 1/31/2022

Vendor Name	Check #/Count	Payment Date	Invoice Number	Invoice Description	Payment Amount
	1				\$54,324.00
FRONTIER COMMUNICATIONS	000005377	01/06/22	17945DEC21	DDS LINE 12/13-1/12	\$118.84
	1				\$118.84
FULL CIRCLE RECYCLING	000005442	01/13/22	27260	RECYCLING SERVICES	\$133.50
	1				\$133.50
GANAHL LUMBER CO.	000005443	01/13/22	C2252	BOND RELEASE C2252	\$11,956.00
	1				\$11,956.00
GATEWAY PACIFIC CONTRACTORS, INC.	000005425	01/13/22	06	M18-100 CHANDLER & CRODDY	\$311,101.25
		01/13/22	05	M18-100 CHANDLER & CRODDY	\$218,310.00
	1				\$529,411.25
GRAFIX SYSTEMS	000005587	01/27/22	29690	FLEET - LOGO DECALS	\$358.72
	1				\$358.72
HATHAWAY DINWIDDIE CONSTRUCTION	000005583	01/27/22	CHEQ00099007 935	20072100 Cheque Deposits 20072	\$1,239.95
	1				\$1,239.95
IBI GROUP	000005367	01/06/22	10013444	M21-250A1 MWRP OUTREACH CENTER	\$97,117.09
	000005590	01/27/22	10013835	M21-250A1 MWRP OUTREACH CENTER	\$19,465.63
		01/27/22	10013890	M21-250A1 MWRP OUTREACH CENTER	\$9,332.02
	2				\$125,914.74
INDUSTRIAL DOOR GROUP, INC.	000005473	01/13/22	12-3-690391	GATE REPAIR	\$450.00
		01/13/22	12-27-693824	FRONT DOOR REPAIR	\$1,597.00
	1				\$2,047.00
INDUSTRIAL METAL SUPPLY CO	000005561	01/27/22	1433804	PARTS & SUPPLIES	\$45.77
	1				\$45.77
INFOSEND INC	000005381	01/06/22	204214	CUSTOMER BILLING SERVICE	\$2,370.57
		01/06/22	204043	CUSTOMER BILLING SERVICE	\$1,257.50
	000005506	01/20/22	205320	BRM PC MAILER	\$9,332.74
	000005562	01/27/22	205562	CUSTOMER BILLING SERVICE	\$1,698.99
		01/27/22	205354	CUSTOMER BILLING SERVICE	\$964.86

Payment Listing by Class

1/1/2022 - 1/31/2022

Vendor Name	Check #/Count	Payment Date	Invoice Number	Invoice Description	Payment Amount
INFOSEND INC	000005562	01/27/22	205068	CUSTOMER BILLING SERVICE	\$807.08
	3				\$16,431.74
JOANNA KLASSEN	000005580	01/27/22	CHEQ00099007 934	00211801 Cheque Deposits 00211	\$33.09
	1				\$33.09
JOHN ROBINSON CONSULTING, INC.	000005474	01/13/22	MW201901-32	CONSULTING SERVICES	\$10,800.00
		01/13/22	MW201901-33	CONSULTING SERVICES	\$10,200.00
		01/13/22	MW201902-09	CONSULTING SERVICES	\$3,000.00
		01/13/22	MW202001-14	M21-100 METER TECH EMPLMENT	\$2,400.00
	1				\$26,400.00
KIRTON McCONKIE	000005383	01/06/22	1805775	PROFESSIONAL SERVICES	\$1,392.00
	000005591	01/27/22	1810978	PROFESSIONAL SERVICES	\$2,997.00
	2				\$4,389.00
KLEEN KRAFT SERVICES	000005384	01/06/22	1091291	UNIFORMS, MATS, TOWELS	\$249.36
	000005447	01/13/22	1092585	UNIFORMS, MATS, TOWELS	\$249.36
		01/13/22	1091951	UNIFORMS, MATS, TOWELS	\$250.61
	000005508	01/20/22	1093244	UNIFORMS, MATS, TOWELS	\$249.36
	000005563	01/27/22	1093910	UNIFORMS, MATS, TOWELS	\$249.36
	4				\$1,248.05
LA CONSULTING INC	000005449	01/13/22	0015284	M21-104 WATER SYS ENHANCEMENT	\$2,477.40
		01/13/22	0015296	PERFORMANCE AUDIT FY2021	\$8,740.55
	1				\$11,217.95
LIEBERT CASSIDY WHITMORE	000005387	01/06/22	208907	PROFESSIONAL SERVICES - NOV	\$1,157.00
		01/06/22	208906	PROFESSIONAL SERVICES - NOV	\$102.00
	1				\$1,259.00
LIFECOM, INC.	000005388	01/06/22	2094966-IN	SERVICE/CALIBRATE RKI EAGLE	\$438.80

Payment Listing by Class

1/1/2022 - 1/31/2022

Vendor Name	Check #/Count	Payment Date	Invoice Number	Invoice Description	Payment Amount
LIFECOM, INC.	000005388	01/06/22	2094967-IN	SERVICE/CALIBRATE RKI EAGLE	\$65.00
		01/06/22	2094965-IN	SERVICE/CALIBRATE RKI EAGLE	\$65.00
	000005564	01/27/22	2095074-IN	SERVICE/CALIBRATE RKI EAGLE	\$65.00
		01/27/22	2095073-IN	SERVICE/CALIBRATE RKI EAGLE	\$65.00
		01/27/22	2095072-IN	SERVICE/CALIBRATE RKI EAGLE	\$65.00
	2				\$763.80
MARGARET THIBODEAU	000005579	01/27/22	CHEQ00099007 937	04608204 Overpayment	\$5,995.44
		1			\$5,995.44
MARIA MENA	000005581	01/27/22	CHEQ00099007 933	08419000 Cheque Deposits 08419	\$27.37
		1			\$27.37
MARIBEL LARIOS DBA FIDUCIARY EXPERTS LLC	000005556	01/27/22	000113-R-0002	QUARTERLY FEE - 4TH QTR	\$2,000.00
		1			\$2,000.00
MARTY YING	000005530	01/20/22	CHEQ00099007 931	06102401 Overpayment	\$1,028.15
		1			\$1,028.15
MESA SMOG	000005418	01/06/22	1086868- 121721	SMOG CHECK #34	\$42.75
		01/06/22	1241570- 121721	SMOG CHECK #26	\$42.75
		01/06/22	1396634- 121721	SMOG CHECK #22	\$42.75
		01/06/22	1272531- 121721	SMOG CHECK #22	\$42.75
	1				\$171.00
MORAN CONSULTING, INC.	000005511	01/20/22	3856	CS ONGOING SUPPORT	\$7,750.00
		1			\$7,750.00
MOUSE GRAPHICS	000005512	01/20/22	445333	PRINTING - CADD PLOTS	\$1,436.29
		1			\$1,436.29
MYERS & SONS HI-WAY SAFETY INC	000005389	01/06/22	124054	SAFETY EQUIPMENT	\$571.08
		1			\$571.08
NEXTDAY DELIVERY SERVICE, LLC	000005594	01/27/22	795795	MAIL DELIVERY SVCS	\$159.84

Payment Listing by Class

1/1/2022 - 1/31/2022

Vendor Name	Check #/Count	Payment Date	Invoice Number	Invoice Description	Payment Amount
	1				\$159.84
NTH GENERATION COMPUTING INC.	000005450	01/13/22	39425TM3	AUDIT PLAN SUPPORT	\$1,505.00
	1				\$1,505.00
O'NEIL STORAGE #0481	000005514	01/20/22	2112050	FILE STORAGE - DECEMBER 2021	\$154.44
	1				\$154.44
OSTS INC	000005391	01/06/22	56119	DEFENSIVE DRIVER TRAINING	\$3,190.00
	1				\$3,190.00
PACIFIC TRUCK EQUIPMENT INC	000005476	01/13/22	73755	VEHCILE RETROFIT	\$2,981.40
	1				\$2,981.40
PETE'S ROAD SERVICE	000005392	01/06/22	552162-00	TIRE REPAIR	\$136.65
		01/06/22	553374-00	TIRE REPAIR	\$136.65
	1				\$273.30
PILAR PERRY	000005582	01/27/22	CHEQ00099007 936	06328300 Cheque Deposits 06328	\$133.19
	1				\$133.19
PODS ENTERPRISES, LLC.	000005515	01/20/22	OGCT000557774	M21-250A1 SCADA CONTROL ROOM	\$631.31
		01/20/22	OGCT000566158	MONTHLY RENTAL CONTAINER	\$418.07
	1				\$1,049.38
PORTABLE TANK GROUP, INC. DBA ONE CLARION	000005451	01/13/22	5505	WATER OPS SUPPLIES	\$2,278.00
	1				\$2,278.00
RAFTELIS FINANCIAL CONSULTANTS	000005394	01/06/22	21772	POTABLE&RECYCLED WATER COS	\$26,683.06
	000005567	01/27/22	22056	POTABLE&RECYCLED WATER COS	\$2,501.25
	2				\$29,184.31
RAYNE WATER SYSTEMS	000005452	01/13/22	30486JAN22	SOFT WATER SERVICE - JAN 2022	\$43.50
	1				\$43.50
RODNEY CADWELL	000005531	01/20/22	CHEQ00099007 930	06350309 Cheque Deposits 06350	\$52.62
	1				\$52.62
SHARON M. BROWNING DBA SHARON BROWNING AND ASSOCIATES	000005396	01/06/22	04	BOARD FACILITATOR SERVICES	\$14,625.00
	1				\$14,625.00

Payment Listing by Class

1/1/2022 - 1/31/2022

Vendor Name	Check #/Count	Payment Date	Invoice Number	Invoice Description	Payment Amount
SWRCB	000005597	01/27/22	WD-0197393	FY22 ANNUAL PERMIT FEE	\$3,146.00
	1				\$3,146.00
T.E. ROBERTS, INC.	000005484	01/20/22	4177	M21-220B VAULT REHAB ABANDMNT	\$342,637.45
	1				\$342,637.45
T2 TECHNOLOGY GROUP, LLC	000005479	01/13/22	00307510	IT SUPPORT - NOVEMBER	\$26,978.00
	000005483	01/20/22	00307521	IT SUPPORT - DECEMBER	\$30,192.50
		01/20/22	5057	M21-250F INFRASTRUCTURE SEC	\$15,919.36
		01/20/22	00307523	M21-250A1 MWRF SCADA MIGRATION	\$17,968.00
		01/20/22	00307522	M21-250F INFRASTRUCTURE SEC	\$5,090.50
		01/20/22	00307524	IT SUPPORT - DECEMBER	\$42,320.50
	2				\$138,468.86
THE LAB	000005414	01/06/22	CHEQ00099007923	04604900 Overpayment	\$332.73
	1				\$332.73
THEODORE ROBINS FORD	000005398	01/06/22	C60650	AUTO REPAIRS & MAINTENANCE	\$82.86
		01/06/22	C61930	AUTO REPAIRS & MAINTENANCE	\$1,081.54
	000005456	01/13/22	C61960	AUTO REPAIRS & MAINTENANCE	\$430.53
	000005598	01/27/22	C62205	AUTO REPAIRS & MAINTENANCE	\$1,144.23
		01/27/22	C60773	AUTO REPAIRS & MAINTENANCE	\$50.17
		01/27/22	C60742	AUTO REPAIRS & MAINTENANCE	\$37.67
		01/27/22	C60743	AUTO REPAIRS & MAINTENANCE	\$37.67
		01/27/22	C60777	AUTO REPAIRS & MAINTENANCE	\$56.50
3				\$2,921.17	
TIME WARNER CABLE	000005399	01/06/22	1524356121521	INTERNET - MWRF	\$208.05
		01/06/22	1048224121921	INTERNET - DISTRICT	\$2,248.00

Payment Listing by Class

1/1/2022 - 1/31/2022

Vendor Name	Check #/Count	Payment Date	Invoice Number	Invoice Description	Payment Amount
TIME WARNER CABLE	000005399	01/06/22	0679649121821	INTERNET - MWRF	\$329.85
	000005518	01/20/22	0012934010322	INTERNET - DISTRICT	\$362.91
	000005599	01/27/22	1774795010622	INTERNET - DISTRICT	\$97.98
	3				\$3,246.79
TONERTOWN	000005400	01/06/22	7626	OFFICE SUPPLIES	\$1,114.14
	1				\$1,114.14
TUSTIN URGENT CARE, APC DBA XPRESS URGENT CARE HUTINGTON BEACH	000005464	01/13/22	3017	MEDICAL SERVICES	\$225.00
	000005576	01/27/22	3035	MEDICAL SERVICES	\$225.00
	2				\$450.00
UNIVERSAL WASTE SYSTEMS, INC	000005401	01/06/22	0001320036	WASTE REMOVAL - JANUARY	\$114.35
	1				\$114.35
UNUM	000005522	01/20/22	04205600016FE B22	LIFE INSURANCE - FEBRUARY 2022	\$4,282.71
	1				\$4,282.71
VERIZON WIRELESS	000005403	01/06/22	9895244468	MOBILE INTERNET 11/17-12/16	\$1,831.29
	1				\$1,831.29
WASTE MANAGEMENT OF OC	000005481	01/13/22	7955786-0149-9	TR CONTAINER RENTAL DEC21	\$542.50
	000005603	01/27/22	0397098-2884-0	TR CONTAINER RENTAL JAN22	\$1,306.88
	2				\$1,849.38
WATER SYSTEMS CONSULTING, INC.	000005422	01/06/22	6268	M21-220A WILSON PIPELINE REPLC	\$3,555.00
	1				\$3,555.00
WESTERN EXTERMINATOR COMPANY	000005461	01/13/22	3058475	PEST CONTROL - MWRF	\$101.00
		01/13/22	13058474	PEST CONTROL - DISTRICT	\$100.75
	1				\$201.75
WILLIAMS SCOTSMAN INC.	000005408	01/06/22	9012524340	M21-250A1 SCADA & LAB UPDATE	\$3,587.76
	000005575	01/27/22	9012786672	M21-250A1 SCADA & LAB UPDATE	\$3,576.98
	2				\$7,164.74
WOLF CONSULTING, INC.	000005463	01/13/22	INV-000200	DATABASE SUPPORT SERVICES	\$750.00
	1				\$750.00

Payment Listing by Class

1/1/2022 - 1/31/2022

Vendor Name	Check #/Count	Payment Date	Invoice Number	Invoice Description	Payment Amount
WORKSHOP SALON & BOUTIQUE, INC.	000005466	01/13/22	CHEQ00099007 926	01121700 Cheque Deposits 01121	\$80.53
	1				\$80.53
YORKE ENGINEERING, LLC	000005409	01/06/22	27850	AQ & ES ENVIRONMENTAL SERVICE	\$4,829.50
	000005526	01/20/22	27851	AQ & ES ENVIRONMENTAL SERVICE	\$1,293.25
	000005577	01/27/22	28179	AQ & ES ENVIRONMENTAL SERVICE	\$315.75
		01/27/22	28178	AQ & ES ENVIRONMENTAL SERVICE	\$4,692.45
	3				\$11,130.95
ZONES INC	000005578	01/27/22	K18216480101	ACROBAT PRO RENEWAL	\$6,359.37
	1				\$6,359.37
Total GENERAL AND ADMINISTRATIVE	117				\$1,928,751.97
RETIREE CHECKS					
ALAN COOK	000005486	01/20/22	010122	JAN 2022 INSURANCE SUBSIDY	\$88.83
	1				\$88.83
ART HERNANDEZ	000005488	01/20/22	010122	JAN 2022 INSURANCE SUBSIDY	\$173.08
	1				\$173.08
COLEEN L MONTELEONE	000005499	01/20/22	010122	JAN 2022 INSURANCE SUBSIDY	\$235.00
	1				\$235.00
DIANA LEACH	000005502	01/20/22	010122	JAN 2022 INSURANCE SUBSIDY	\$271.06
	1				\$271.06
LORI MULLER	000005510	01/20/22	010122	JAN 2022 INSURANCE SUBSIDY	\$88.83
	1				\$88.83
Total RETIREE CHECKS	5				\$856.80
UNASSIGNED VENDORS					
EAGLE COMMUNICATIONS	000005374	01/06/22	722560	RADIO INSTALLATION	\$343.00

Payment Listing by Class

1/1/2022 - 1/31/2022

Vendor Name	Check #/Count	Payment Date	Invoice Number	Invoice Description	Payment Amount
EAGLE COMMUNICATIONS	000005438	01/13/22	722725	RADIO INSTALLATION	\$343.00
	2				\$686.00
Total UNASSIGNED VENDORS	2				\$686.00
VARIOUS					
ACADEMY ELECTRIC INC.	000005429	01/13/22	1302-17	ELECTRICAL REPAIRS	\$2,992.00
	000005547	01/27/22	1302-18	ELECTRICAL REPAIRS	\$8,057.00
	2				\$11,049.00
AMAZON BUSINESS	000005410	01/06/22	1NL3-9VDM-11HY	OFFICE SUPPLIES	\$11.36
		01/06/22	14WL-PGTF-FGJX	OFFICE SUPPLIES	\$10.76
		01/06/22	1YWR-37KK-LKVG	OFFICE SUPPLIES	\$29.65
		01/06/22	13WD-PP36-6C7T	OFFICE SUPPLIES	\$57.42
		01/06/22	1NQ9-GNGJ-XJD9	OFFICE SUPPLIES	\$56.00
		01/06/22	1W6T-DTDN-VD77	OFFICE SUPPLIES	\$33.54
		01/06/22	1KY6-YQ6W-DN67	OFFICE SUPPLIES	\$4.36
	000005533	01/20/22	1W1X-7R1P-R3KV	OFFICE SUPPLIES	\$30.18
		01/20/22	1NL4-9G4W-RHTR	OFFICE SUPPLIES	\$10.72
		01/20/22	1131-W73X-1YLW	OFFICE SUPPLIES	\$12.92
		01/20/22	1DWP-TXNL-4JFM	OFFICE SUPPLIES	\$103.15
	000005585	01/27/22	1D1N-QG7M-P4W4	OFFICE SUPPLIES	\$34.61
		01/27/22	1VRX-VW1D-3WYX	OFFICE SUPPLIES	\$36.35
		01/27/22	1DWM-JDKG-3Y7F	OFFICE SUPPLIES	\$181.02
		01/27/22	1Y94-7K6C-3TYG	OFFICE SUPPLIES	\$14.00
		01/27/22	1NNL-GNY6-WJ1V	OFFICE SUPPLIES	\$123.99
		01/27/22	13KJ-TTTL-JHKF	OFFICE SUPPLIES	\$15.93
		01/27/22	11YR-LXTR-KP41	OFFICE SUPPLIES	\$10.44

Payment Listing by Class

1/1/2022 - 1/31/2022

Vendor Name	Check #/Count	Payment Date	Invoice Number	Invoice Description	Payment Amount
3					\$776.40
AT&T	000005431	01/13/22	0779JAN22	339-263-0779 JANUARY 2022	\$1,630.18
	000005470	01/13/22	000017447652	ACCT# 9391080870 NOVEMBER	\$0.02
		01/13/22	000017554492	ACCT# 9391061444 DECEMBER	\$66.70
		01/13/22	000017553634	ACCT# 9391055284 DECEMBER	\$4,819.61
2					\$6,516.51
COSTA MESA LOCK & KEY	000005501	01/20/22	87566	DUPLICATE KEYS	\$18.85
1					\$18.85
CPC SYSTEMS INC.	000005416	01/06/22	CSIV00760	WATER OPS PARTS	\$16,520.90
		01/06/22	CSIV00745	SERVICE FOR WELL SITES	\$11,000.00
1					\$27,520.90
FEDERAL EXPRESS CORPORATION	000005376	01/06/22	7-606-95988	SHIPPING SERVICES	\$62.65
		01/06/22	7-599-03323	SHIPPING SERVICES	\$125.93
1					\$188.58
GRAINGER	000005444	01/13/22	9146035291	SAFETY TOOLS & EQUIPMENT	\$439.74
	000005503	01/20/22	9124816167	SAFETY TOOLS & EQUIPMENT	\$445.82
	000005588	01/27/22	9177071140	SAFETY TOOLS & EQUIPMENT	\$57.70
		01/27/22	9177301059	SAFETY TOOLS & EQUIPMENT	\$519.57
3					\$1,462.83
HACH COMPANY	000005379	01/06/22	12799346	SAFETY TOOLS & EQUIPMENT	\$357.04
	000005471	01/13/22	12814905	SAFETY TOOLS & EQUIPMENT	\$1,855.64
		01/13/22	12819500	SAFETY TOOLS & EQUIPMENT	\$597.36
	000005482	01/20/22	12788774	ANNUAL MAINTENANCE SERVICE	\$72,079.74
		01/20/22	12819505	WATER QUALITY SUPPLIES	\$336.62
		01/20/22	12814226	WATER QUALITY SUPPLIES	\$5,753.49

Payment Listing by Class

1/1/2022 - 1/31/2022

Vendor Name	Check #/Count	Payment Date	Invoice Number	Invoice Description	Payment Amount
HACH COMPANY	000005589	01/27/22	12817466	WATER QUALITY SUPPLIES	\$459.02
		01/27/22	12815330	WATER QUALITY SUPPLIES	\$597.36
	4				\$82,036.27
HRCHITECT	000005446	01/13/22	2021-0977	M18-110 HRIS CONSULTANT	\$525.00
	1				\$525.00
HUB AUTO SUPPLY	000005505	01/20/22	288454	AUTO SUPPLIES	\$68.40
	000005560	01/27/22	292565	AUTO SUPPLIES	\$6.03
	2				\$74.43
JA SALAZAR CONSTRUCTION & SUPPLY	000005544	01/27/22	411-3	M21-220A WILSON PIPELINE REPLC	\$340,567.40
	1				\$340,567.40
KOFF AND ASSOCIATES	000005448	01/13/22	013978	PROFESSIONAL SERVICES	\$2,596.25
	1				\$2,596.25
LEWIS CONSULTING GROUP	000005386	01/06/22	2021-135	GOV'T RELATIONS SERVICES	\$5,000.00
	1				\$5,000.00
MEYERS NAVE, A PROFESSIONAL CORPORATION	000005426	01/13/22	186027	PROFESSIONAL SERV NOVEMBER	\$8,777.28
		01/13/22	186239	PROF SERV OCWD IRWD STORAGE	\$48.60
		01/13/22	186870	PROFESSIONAL SERV NOVEMBER	\$364.50
		01/13/22	186238	PROFESSIONAL SERV NOVEMBER	\$24,751.69
		01/13/22	185014	PROFESSIONAL SERV OCTOBER	\$37,568.26
	1				\$71,510.33
MULTIPLIER/MAVEN'S NOTEBOOK	000005397	01/06/22	625	SPONSORSHIP	\$1,000.00
	1				\$1,000.00
PRIME SYSTEMS INDUSTRIAL AUTOMATION	000005427	01/13/22	0987-01	M21-250F OPERATIONAL INFRSTCR	\$95,735.00
		01/13/22	0825-27	SCADA SYSTEM SUPPORT	\$14,609.44
	1				\$110,344.44
SOUTHERN CALIFORNIA GAS CO	000005395	01/06/22	08520813000DE C21	NATURAL GAS DISTRICT, DEC 2021	\$63.13

Payment Listing by Class

1/1/2022 - 1/31/2022

Vendor Name	Check #/Count	Payment Date	Invoice Number	Invoice Description	Payment Amount
SOUTHERN CALIFORNIA GAS CO	000005395	01/06/22	08940813002DE C21	NATURAL GAS RES 1, DEC 2021	\$1,216.65
	000005454	01/13/22	05060829008DE C21	NATURAL GAS. WELL 5, DEC 2021	\$21,207.69
	000005569	01/27/22	05200799004JA N22	NATURAL GAS, RES 2, JAN 2022	\$4,781.64
	3				\$27,269.11
SPRYPOINT SERVICES INC	000005478	01/13/22	INV-0999	COGSDALE SUPPORT	\$800.00
	1				\$800.00
STIVERS & ASSOCIATES INC.	000005421	01/06/22	12-852	MWRF LANDSCAPE CONSULTANT	\$4,500.00
	1				\$4,500.00
THE HOME DEPOT COMMERCIAL ACCT	000005559	01/27/22	1915DEC21	TOOLS & EQUIPMENT	\$1,321.71
	1				\$1,321.71
TYCO/ JOHNSON CONTROLS	000005600	01/27/22	36773062	M22-250A1 SCADA CONTROL ROOM	\$612.90
		01/27/22	36773061	M22-250A1 SCADA CONTROL ROOM	\$1,599.08
		01/27/22	36779153	INSTALL BADGE READERS	\$5,839.55
		01/27/22	10474750	QUARTERLY SECURITY SERVICE	\$9,466.96
	1				\$17,518.49
VALLEY POWER	000005601	01/27/22	B44099	WELL 5 ENGINE RPAIRS	\$3,670.23
		01/27/22	B44107	RES 1 - ENGINE REPAIR	\$2,942.08
	1				\$6,612.31
VFS FIRE & SECURITY SERVICES	000005459	01/13/22	11297118	ANNUAL FIRE SPRINKLER INSPECT	\$500.00
		01/13/22	11297066	ANNUAL FIRE SPRINKLER INSPECT	\$500.00
	1				\$1,000.00
VONAGE HOLDINGS CORPORATION	000005405	01/06/22	2140611	TELEPHONE SERVICES	\$10,669.16
	1				\$10,669.16
WECK ANALYTICAL ENVIRONMENTAL SERVICES INC.	000005407	01/06/22	70842	WATER QUALITY ANALYSIS	\$4,510.00
	000005574	01/27/22	70854	WATER QUALITY ANALYSIS	\$2,784.50
	2				\$7,294.50

Payment Listing by Class

1/1/2022 - 1/31/2022

Vendor Name	Check #/Count	Payment Date	Invoice Number	Invoice Description	Payment Amount
WESTBOUND COMMUNICATIONS	000005525	01/20/22	4647	DIGITAL & SOCIAL MEDIA STRATGY	\$6,128.75
	1				\$6,128.75
WHITTINGHAM PUBLIC AFFAIRS ADVISORS	000005462	01/13/22	001380	SCAQMD CONSULTING	\$1,512.50
	1				\$1,512.50
Total VARIOUS	40				\$745,813.72
WATER SUPPLY					
AIRGAS USA LLC	000005430	01/13/22	9985477105	CYLINDER RENTAL	\$115.24
	1				\$115.24
HILL BROTHERS CHEMICAL CO.	000005445	01/13/22	07118396	AMMONIA	\$6,188.36
	000005504	01/20/22	07119511	AMMONIA	\$5,925.25
	2				\$12,113.61
LINDE INC.	000005477	01/13/22	68046961	CARBON DIOXIDE TANK RENTAL	\$2,862.92
		01/13/22	68031066	EQUIPMENT ANNUAL PROPERY TAX	\$618.83
	1				\$3,481.75
NALCO WATER PRETREATMENT SOLUTIONS	000005566	01/27/22	2597792	MWRF GARDEN SUPPLIES	\$577.78
	1				\$577.78
OCWD	CASH	01/31/22	23833	DECEMBER GAP WATER	\$13,756.00
		01/27/22	012722	OCWD RA JULY DEC 2021	\$4,282,882.50
	1				\$4,296,638.50
PACIFIC STAR CHEMICAL DBA NORTHSTAR CHEMICAL	000005390	01/06/22	212904	SOD HYDRO	\$1,722.16
		01/06/22	212911	SODIUM BISULFITE	\$2,375.85
	000005475	01/13/22	213702	SOD HYPO	\$2,747.88
		01/13/22	213360	SOD HYPO	\$2,927.55
		01/13/22	213361	SOD HYPO	\$239.12
2				\$10,012.56	
SEPARATION PROCESSES, INC	000005455	01/13/22	10338	SUPPORT SERVICES	\$4,419.12
	1				\$4,419.12
UNITED WATERWORKS INC.	000005402	01/06/22	S100103676.002	WATER OPS SUPPLIES	\$2,496.82
		01/06/22	S100102130.003	WATER OPS SUPPLIES	\$774.08

Payment Listing by Class

1/1/2022 - 1/31/2022

Vendor Name	Check #/Count	Payment Date	Invoice Number	Invoice Description	Payment Amount
UNITED WATERWORKS INC.	000005521	01/20/22	S100102840.001	WATER OPS SUPPLIES	\$59.86
	2				\$3,330.76
Total WATER SUPPLY	11				\$4,330,689.32
WATER SYSTEM					
ALS TRUESDAIL LABORATORIES INC	000005457	01/13/22	522200036	WATER QUALITY TESTING	\$51.00
		01/13/22	522200035	WATER QUALITY TESTING	\$102.00
	000005519	01/20/22	522200106	WATER QUALITY TESTING	\$22.00
		01/20/22	522200107	WATER QUALITY TESTING	\$22.00
	2				\$197.00
ARMORCAST PRODUCTS CO	000005412	01/06/22	0219275-IN	METER BOX AND COVERS	\$20,430.17
	000005487	01/20/22	0219483-IN	METER BOX AND COVERS	\$32,963.17
	2				\$53,393.34
BADGER METER INC.	000005413	01/06/22	80089061	METER CELLULAR ENDPOINTS	\$222.50
		01/06/22	1478602	METERS	\$3,733.89
	1				\$3,956.39
BEACH CITY LIFT INC.	000005490	01/20/22	82547	FORKLIFT REPAIR	\$1,979.90
		01/20/22	82449	FORKLIFT REPAIR	\$125.00
	1				\$2,104.90
BROTHERS PLUMBING HEATING & AIR	000005492	01/20/22	85856	BACKFLOW REPAIR	\$400.00
	1				\$400.00
CHARLES P CROWLEY	000005496	01/20/22	29332	WATER OPS PARTS	\$6,974.41
	1				\$6,974.41
CLA-VAL	000005435	01/13/22	835530	M21-210B2 CONTROLLER	\$10,581.05
	1				\$10,581.05
DIG SAFE BOARD	000005437	01/13/22	DSB20206568	DIG SAFE BOARD FEES	\$317.32
	1				\$317.32
IRVINE PIPE & SUPPLY	000005382	01/06/22	1034539	PIPE FITTINGS & SUPPLIES	\$256.76
	000005507	01/20/22	1036046	PIPE FITTINGS & SUPPLIES	\$248.53

Payment Listing by Class

1/1/2022 - 1/31/2022

Vendor Name	Check #/Count	Payment Date	Invoice Number	Invoice Description	Payment Amount
IRVINE PIPE & SUPPLY	000005507	01/20/22	1035072	PIPE FITTINGS & SUPPLIES	\$505.89
	2				\$1,011.18
LARRY'S BUILDING MATERIALS	000005385	01/06/22	CM-134554	PAVING MATERIALS	\$116.69
		01/06/22	CM-134545	M21-001MV PAVING MATERIALS	\$34.21
	000005509	01/20/22	CM-134802	PAVING MATERIALS	\$150.90
	000005592	01/27/22	CM-134863	M22-001FH PAVING MATERIALS	\$46.28
		01/27/22	CM-134787	M22-001FH PAVING MATERIALS	\$58.35
	3				\$406.43
LINDE GAS & EQUIPMENT INC.	000005393	01/06/22	67875327	CARBON DIOXIDE TANK RENTAL	\$171.82
	1				\$171.82
ORANGE COUNTY SANITATION DISTRICT	000005513	01/20/22	541296	FY22 Q2 ESTIMATED USE CHARGE	\$21,972.95
	1				\$21,972.95
S & J SUPPLY CO.	000005568	01/27/22	S100184798.001	PIPELINE MATERIALS	\$7,523.11
	1				\$7,523.11
SOUTH COAST A.Q.M.D.	000005595	01/27/22	3925324	RENEWAL FEE: ICE EM ELEC GEN D	\$2,456.82
		01/27/22	3927649	FY21/22 FLAT FEE - EMISSIONS	\$142.59
	1				\$2,599.41
SOUTHERN COUNTIES LUBRICANTS, LLC	000005516	01/20/22	158359	CHEVRON HDAX 5200 LOW ASH	\$2,791.90
	1				\$2,791.90
TAMORI DESIGNS	000005570	01/27/22	1529	PRINTING - BUDGET BOOKS	\$648.22
	1				\$648.22
UNDERGROUND SERVICE ALERT/SC	000005458	01/13/22	1220210424	UNDERGROUND DIG ALERT	\$518.20
	000005520	01/20/22	1120210429	UNDERGROUND DIG ALERT	\$521.50
	2				\$1,039.70
VULCAN MATERIALS	000005406	01/06/22	73151815	M22-001FH PAVING MATERIALS	\$280.67
	000005460	01/13/22	73148216	PAVING MATERIALS	\$139.97
	000005524	01/20/22	73161507	PAVING MATERIALS	\$136.43
		01/20/22	73161508	PAVING MATERIALS	\$106.34

Payment Listing by Class

1/1/2022 - 1/31/2022

Vendor Name	Check #/Count	Payment Date	Invoice Number	Invoice Description	Payment Amount
VULCAN MATERIALS	000005524	01/20/22	73158116	PAVING MATERIALS	\$93.96
		01/20/22	73164902	PAVING MATERIALS	\$268.29
	3				\$1,025.66
Total WATER SYSTEM	26				\$117,114.79
Total Payments (All)	239				\$8,107,034.15



*Dedicated to
Satisfying our Community's
Water Needs*

MEMORANDUM

TO: Board of Directors
FROM: Marwan Khalifa, CPA, MBA, Chief Financial Officer
DATE: February 22, 2022
SUBJECT: Monthly Financial Reports

RECOMMENDATION

Receive and file the Monthly Financial Reports.

STRATEGIC PLAN

Goal #3: Be financially responsible and transparent.

PRIOR BOARD ACTION/DISCUSSION

None.

DISCUSSION

The attached Treasurer's status reports reflect the performance of Mesa Water's cash and investment accounts.

FINANCIAL IMPACT

None.

ATTACHMENTS

Attachment A: Monthly Treasurer's Status Report on Investments as of 1/31/22
Attachment B: Monthly Treasurer's Status Report on Investments as of 12/31/21

Mesa Water District
Monthly Treasurer's Status Report on Investments
1/31/2022



Investments are in compliance with the Investment Policy adopted as Resolution 1506 of the Mesa Water District Board of Directors. The liquidity of investments will meet cash flow needs for the next six months except under unforeseen catastrophic circumstances.

Investments	Maturity Date	Days to Maturity	YTM@Cost	Cost Value	% of Portfolio	Policy % Limit	Market Value
Local Agency Investment Fund (LAIF)	Liquid	1	0.23%	1,084.71	0.00%	No Limit	1,084.71
Orange County Investment Pool (OCIP)	Liquid	1	0.34%	828,026.98	2.18%	No Limit	828,026.98
Miscellaneous Cash (Petty, Emergency, etc.)	Liquid	1	0.00%	14,000.00	0.04%	N/A	14,000.00
US Bank Custody Account							
Negotiable Certificate of Deposit	Various	925	1.31%	10,178,000.00	26.78%	30.00%	10,157,802.68
US Agency Bonds	Various	1,021	0.85%	15,622,332.79	40.29%	No Limit	15,279,454.60
US Treasury Bonds	Various	1,037	0.48%	2,436,512.55	6.27%	No Limit	2,378,945.00
Sub Total / Average		987	0.99%	28,236,845.34			27,816,202.28
US Bank Custody Account	Liquid	1	0.01%	21,631.43	0.06%	No Limit	21,631.43
Pacific Premier Bank	Liquid	1	1.25%	9,248,955.18	24.38%	No Limit	9,248,955.18
Total / Average		724	1.04%	\$ 38,350,543.64	100.00%		\$ 37,929,900.58

PARS OPEB & Pension Trust	Monthly Rate of Return	Cost Value	Market Value
Public Agency Retirement Services (PARS)			
Capital Appreciation HighMark PLUS Fund			
OPEB	-3.89%	\$ 1,834,342.89	\$ 2,136,025.03
Pension Trust	-3.93%	\$ 13,524,448.73	\$ 15,860,957.19
		\$ 15,358,791.62	\$ 17,996,982.22

Local Agency Investment Fund (LAIF)

LAIF includes funds designated for allocation of working capital cash to reserves, working capital cash and advances for construction. LAIF market value on Monthly Treasurer's Status Report on Investments for months between quarters is the dollar amount invested times the fair market value Fair Value factor of prior quarter end. The general ledger LAIF carrying value reflects market value (unrealized gains and losses) only at fiscal year end. LAIF provides the Fair Value factor as of March 31, June 30, September 30 and December 31 each year. LAIF market value on this report is based on the December 2021 Fair Value Factor of 0.997439120.

Orange County Treasurer's Investment Pool (OCIP)

The MY 2021 net asset value factor is estimated at 1.00, and the interest rate is the Monthly Net Yield.

Weighted Average Return

Mesa Water® Funds | 1.04%
 Benchmark: 3 Month Treasury Bill - January 2022 | 0.15 %

Weighted Average Maturity

Years | 2.0
 Days to Maturity | 724

PARS OPEB & Pension Trust Benchmark - S & P 500 Index

1 Month | - 5.26 %

Mesa Water District
 Transactions Summary
 Monthly Treasurer's Status Report - Investment Activity
 Group By: Action
 Portfolio / Report Group: Report Group | Treasurer's Report
 Begin Date: 12/31/2021, End Date: 01/31/2022

Description	CUSIP/Ticker	YTM @ Cost	Settlement Date	Maturity Date	Face Amount/Shares	Principal	Interest/Dividends	Total
Buy								
T-Note 0.125 8/31/2023	91282CCU3	0.775	1/24/2022	8/31/2023	200,000.00	197,941.02	100.83	198,041.85
Sub Total / Average Buy					200,000.00	197,941.02	100.83	198,041.85
Matured								
First National Bank MI 2 1/20/2022	32110YJT3	0.000	1/20/2022	1/20/2022	201,000.00	201,000.00	0.00	201,000.00
Sub Total / Average Matured					201,000.00	201,000.00	0.00	201,000.00

Mesa Water District
Date To Date
Interest | Received - Monthly
Report Format: By Transaction
Group By: Asset Category
Portfolio / Report Group: Report Group | Treasurer's Report
Begin Date: 12/31/2021, End Date: 1/31/2022

Description	CUSIP/Ticker	Settlement Date	Maturity Date	Coupon Rate	Ending Face Amount/Shares	Interest/Dividends	Sell Accrued Interest
LAIF Policy - No Limit							
LAIF LGIP	LGIP0012	6/30/2010	N/A	N/A	1,084.71	0.62	0.00
Sub Total/Average					1,084.71	0.62	0.00
Orange County LGIP - OCIP Policy - No Limit							
Orange County Investment Pool LGIP	LGIP9LC	9/30/2011	N/A	N/A	828,026.98	320.58	0.00
Sub Total/Average					828,026.98	320.58	0.00
Miscellaneous Cash (Petty Emergency)							
Miscellaneous Cash	CASH	6/30/2015	N/A	N/A	14,000.00	0.00	0.00
Sub Total/Average					14,000.00	0.00	0.00
Negotiable CD 30%							
First National Bank MI 2 1/20/2022	32110YJT3	1/20/2017	1/20/2022	2.000	0.00	341.42	0.00
State Bank India NY 2.35 3/14/2022	8562846V1	3/14/2017	3/14/2022	2.350	247,000.00	0.00	0.00
American Express 2.45 4/5/2022	02587DN38	4/5/2017	4/5/2022	2.450	247,000.00	0.00	0.00
Goldman Sachs NY 3.3 1/16/2024	38148P4E4	1/16/2019	1/16/2024	3.300	245,000.00	4,075.73	0.00
Merrick Bank UT 3 7/31/2023	59013J6G9	1/30/2019	7/31/2023	3.000	249,000.00	634.44	0.00
Morgan Stanley UT 3.05 1/31/2024	61690UDV9	1/31/2019	1/31/2024	3.050	246,000.00	3,782.33	0.00
Morgan Stanley NY 3.05 1/31/2024	61760AVF3	1/31/2019	1/31/2024	3.050	246,000.00	3,782.33	0.00
Capital One VA 2.65 5/22/2024	14042RLP4	5/22/2019	5/22/2024	2.650	246,000.00	0.00	0.00
Eaglebank MD 2.5 5/24/2024	27002YEN2	5/24/2019	5/24/2024	2.500	249,000.00	528.70	0.00
Sallie Mae Bank UT 1.9 10/16/2024	7954504P7	10/17/2019	10/16/2024	1.900	247,000.00	0.00	0.00
Celtic Bank UT 1.65 10/23/2024	15118RSV0	10/23/2019	10/23/2024	1.650	249,000.00	348.94	0.00
Ally Bank UT 1.85 10/24/2022	02007GML4	10/24/2019	10/24/2022	1.850	247,000.00	0.00	0.00
Enterprise Bank & Trust 1.75 11/8/2023	29367SJR6	11/8/2019	11/8/2023	1.750	249,000.00	370.09	0.00
Raymond James Bank 1.75 11/8/2023	75472RAH4	11/8/2019	11/8/2023	1.750	247,000.00	0.00	0.00
Third Federal Savings 1.75 11/13/2023	88413QCJ5	11/12/2019	11/13/2023	1.750	247,000.00	0.00	0.00
Garnett State Bank 1.7 11/19/2024	366526AW1	11/19/2019	11/19/2024	1.700	249,000.00	359.52	0.00
Citizens State Bank 1.7 11/22/2024	176688CR8	11/22/2019	11/22/2024	1.700	249,000.00	359.52	0.00
Marlin Business Bank UT 1.7 12/4/2023	57116ATG3	12/2/2019	12/4/2023	1.700	249,000.00	359.52	0.00

Description	CUSIP/Ticker	Settlement Date	Maturity Date	Coupon Rate	Ending Face Amount/Shares	Interest/Dividends	Sell Accrued Interest
Baycoast Bank MA 0.9 3/31/2025	072727BG4	3/31/2020	3/31/2025	0.900	248,000.00	0.00	0.00
Enerbank UT 1.15 4/29/2024	29278TNY2	4/29/2020	4/29/2024	1.150	249,000.00	243.20	0.00
First Freedom Bank 1.1 4/30/2024	32027BAM9	4/30/2020	4/30/2024	1.100	249,000.00	232.63	0.00
Flagstar Bank MI 1.25 4/30/2025	33847E3A3	4/30/2020	4/30/2025	1.250	248,000.00	0.00	0.00
Apex Bank TN 0.95 5/8/2025	03753XBK5	5/8/2020	5/8/2025	0.950	249,000.00	200.91	0.00
Seattle Bank WA 0.75 6/2/2025-20	81258PKJ1	6/2/2020	6/2/2025	0.750	249,000.00	158.61	0.00
Medallion Bank UT 0.6 7/15/2025	58404DHM6	7/15/2020	7/15/2025	0.600	249,000.00	126.89	0.00
Preferred Bank CA 0.25 7/17/2023	740367LV7	7/17/2020	7/17/2023	0.250	249,000.00	52.87	0.00
Bankwell Bank CT 0.35 1/30/2024	06654BCM1	7/30/2020	1/30/2024	0.350	249,000.00	439.33	0.00
BMW Bank UT 0.5 9/25/2025	05580AXF6	9/25/2020	9/25/2025	0.500	249,000.00	0.00	0.00
BMO Harris Bank IL 0.5 3/28/2025-20	05600XAY6	9/28/2020	3/28/2025	0.500	249,000.00	0.00	0.00
First Commercial Bank MS 0.3 3/31/2025	31984GFK0	9/30/2020	3/31/2025	0.300	249,000.00	63.44	0.00
Farm Bureau Bank NV 0.25 7/9/2024	307660LK4	10/9/2020	7/9/2024	0.250	249,000.00	52.87	0.00
Texas Exchange Bank TX 0.6 12/18/2025	88241TJR2	12/18/2020	12/18/2025	0.600	249,000.00	126.89	0.00
JPMorgan Chase OH 0.5 12/29/2025-21	48128UUZ0	12/29/2020	12/29/2025	0.500	249,000.00	0.00	0.00
John Marshall Bancorp VA 0.2 12/29/2023	47804GGC1	12/30/2020	12/29/2023	0.200	249,000.00	42.30	0.00
Live Oak Banking NC 0.5 2/10/2026	538036NE0	2/10/2021	2/10/2026	0.500	249,000.00	105.74	0.00
Luana Savings Bank IA 0.2 8/19/2024	549104WN3	2/19/2021	8/19/2024	0.200	249,000.00	0.00	0.00
Homestreet Bank WA 0.1 8/22/2022	43785QPQ0	2/22/2021	8/22/2022	0.100	249,000.00	21.15	0.00
Toyota Financial Savings NV 0.95 7/29/2026	89235MLE9	7/29/2021	7/29/2026	0.950	248,000.00	1,187.68	0.00
Transportation Alliance Bank 0.4 1/30/2025	89388CFD5	8/3/2021	1/30/2025	0.400	247,000.00	83.91	0.00
UBS Bank UT 0.95 8/25/2026	90348JS50	8/25/2021	8/25/2026	0.950	249,000.00	200.91	0.00
Synchrony Bank UT 0.55 9/3/2024	87164WA73	9/3/2021	9/3/2024	0.550	249,000.00	0.00	0.00
Capital One Bank VA 1.1 11/17/2026	14042TDW4	11/17/2021	11/17/2026	1.100	248,000.00	0.00	0.00
Sub Total/Average					10,178,000.00	18,281.87	0.00
US Agency - No Limit							
FHLB 3 12/9/2022	3130AFE78	1/9/2019	12/9/2022	3.000	1,000,000.00	0.00	0.00
FAMC 3.05 9/19/2023	3132X06C0	1/9/2019	9/19/2023	3.050	500,000.00	0.00	0.00
FFCB 2.125 6/5/2023	3133EKPT7	11/8/2019	6/5/2023	2.125	500,000.00	0.00	0.00
FNMA 1.375 9/6/2022	3135G0W33	11/8/2019	9/6/2022	1.375	500,000.00	0.00	0.00
FAMC 2.15 6/5/2024	31422BGA2	11/8/2019	6/5/2024	2.150	500,000.00	0.00	0.00
FNMA 1.875 4/5/2022	3135G0T45	3/23/2020	4/5/2022	1.875	500,000.00	0.00	0.00
FHLMC 0.7 5/13/2025-21	3134GVS55	5/13/2020	5/13/2025	0.700	500,000.00	0.00	0.00
FHLMC 0.5 5/20/2024-22	3134GVXR4	5/21/2020	5/20/2024	0.500	500,000.00	0.00	0.00
FHLMC 0.45 7/8/2024-22	3134GV4S4	7/13/2020	7/8/2024	0.450	750,000.00	1,687.50	0.00
FHLMC 0.375 7/14/2023-22	3134GV5F1	7/14/2020	7/14/2023	0.375	250,000.00	468.75	0.00
FFCB 0.25 9/21/2023-22	3133EMAM4	9/24/2020	9/21/2023	0.250	500,000.00	0.00	0.00
FHLMC 0.35 9/30/2024-22	3134GWVM5	9/30/2020	9/30/2024	0.350	250,000.00	0.00	0.00

Description	CUSIP/Ticker	Settlement Date	Maturity Date	Coupon Rate	Ending Face Amount/Shares	Interest/Dividends	Sell Accrued Interest
FHLMC 0.4 9/30/2025-21	3134GWVP8	9/30/2020	9/30/2025	0.400	250,000.00	0.00	0.00
FNMA 0.54 11/3/2025-22	3135GA2G5	10/30/2020	11/3/2025	0.540	500,000.00	0.00	0.00
FFCB 0.27 11/3/2023-22	3133EMFN7	11/3/2020	11/3/2023	0.270	250,000.00	0.00	0.00
FNMA 0.375 8/25/2025	3135G05X7	11/12/2020	8/25/2025	0.375	250,000.00	0.00	0.00
FHLMC 0.3 11/13/2023-22	3134GXAY0	11/13/2020	11/13/2023	0.300	250,000.00	0.00	0.00
FNMA 0.56 11/17/2025-22	3135GA2Z3	11/17/2020	11/17/2025	0.560	325,000.00	0.00	0.00
FNMA 0.58 11/25/2025-22	3135GA5E7	11/30/2020	11/25/2025	0.580	250,000.00	0.00	0.00
FNMA 0.6 7/29/2025-22	3136G4D75	12/18/2020	7/29/2025	0.600	250,000.00	750.00	0.00
FFCB 0.47 12/22/2025-22	3133EMLC4	12/22/2020	12/22/2025	0.470	250,000.00	0.00	0.00
FFCB 0.125 5/3/2023-21	3133EMPA4	2/5/2021	5/3/2023	0.125	250,000.00	0.00	0.00
FFCB 0.32 2/3/2025-21	3133EMPV8	2/5/2021	2/3/2025	0.320	250,000.00	0.00	0.00
FHLB 0.625 2/24/2026-21	3130AL7M0	3/2/2021	2/24/2026	0.625	250,000.00	0.00	0.00
FFCB 0.45 2/2/2026-23	3133EMPD8	3/2/2021	2/2/2026	0.450	300,000.00	0.00	0.00
FFCB 0.3 11/12/2024-21	3133EMQQ8	3/2/2021	11/12/2024	0.300	250,000.00	0.00	0.00
FFCB 0.43 3/3/2025	3133EMSJ2	3/3/2021	3/3/2025	0.430	250,000.00	0.00	0.00
FHLB 0.6 3/10/2026-21	3130ALFX7	3/10/2021	3/10/2026	0.600	250,000.00	0.00	0.00
FHLB 0.5 3/10/2025-21	3130ALDZ4	3/24/2021	3/10/2025	0.500	250,000.00	0.00	0.00
FHLB 0.75 3/16/2026-21	3130ALF33	3/24/2021	3/16/2026	0.750	250,000.00	0.00	0.00
FFCB 0.25 3/1/2024-21	3133EMSD5	3/24/2021	3/1/2024	0.250	250,000.00	0.00	0.00
FHLMC 0.45 10/29/2025-21	3134GW3J3	4/22/2021	10/29/2025	0.450	250,000.00	0.00	0.00
FHLMC 1.03 4/29/2026-22	3130ALZM9	4/29/2021	4/29/2026	1.030	250,000.00	0.00	0.00
FNMA 0.5 8/14/2025-23	3135G05S8	4/29/2021	8/14/2025	0.500	250,000.00	0.00	0.00
FHLMC 0.65 10/27/2025-21	3134GW5R3	5/25/2021	10/27/2025	0.650	375,000.00	0.00	0.00
FHLB 0.875 5/26/2026-21	3130AMHB1	5/28/2021	5/26/2026	0.875	250,000.00	0.00	0.00
FFCB 0.53 9/29/2025-21	3133EMBH4	6/17/2021	9/29/2025	0.530	500,000.00	0.00	0.00
FFCB 0.9 6/15/2026-22	3133EMH21	6/17/2021	6/15/2026	0.900	250,000.00	0.00	0.00
FFCB 0.6 6/16/2025-22	3133EMH47	6/17/2021	6/16/2025	0.600	250,000.00	0.00	0.00
FHLB 0.53 2/10/2026	3130AKWW2	8/19/2021	2/10/2026	0.530	310,000.00	0.00	0.00
FHLB 0.625 2/24/2025-22	3130ANQ86	8/24/2021	2/24/2025	0.625	250,000.00	0.00	0.00
FFCB 0.8 3/9/2026-23	3133EMSU7	9/24/2021	3/9/2026	0.800	250,000.00	0.00	0.00
FFCB 0.94 9/28/2026-22	3133EM6E7	9/28/2021	9/28/2026	0.940	250,000.00	0.00	0.00
FHLB 0.85 3/30/2026-21	3130ANY79	11/10/2021	3/30/2026	0.850	250,000.00	0.00	0.00
FHLMC 0.8 10/27/2026-21	3134GW4C7	11/10/2021	10/27/2026	0.800	250,000.00	0.00	0.00
FFCB 1.46 11/30/2026-23	3133ENFP0	11/30/2021	11/30/2026	1.460	250,000.00	0.00	0.00
Sub Total/Average					15,560,000.00	2,906.25	0.00

US Treasury - No Limit

T-Note 0.25 6/30/2025	912828ZW3	4/22/2021	6/30/2025	0.250	250,000.00	0.00	0.00
T-Note 0.375 1/31/2026	91282CBH3	4/29/2021	1/31/2026	0.375	250,000.00	468.75	0.00

Description	CUSIP/Ticker	Settlement Date	Maturity Date	Coupon Rate	Ending Face Amount/Shares	Interest/Dividends	Sell Accrued Interest
T-Note 0.375 4/30/2025	912828ZL7	7/1/2021	4/30/2025	0.375	250,000.00	0.00	0.00
T-Note 0.375 4/30/2025	912828ZL7	8/19/2021	4/30/2025	0.375	250,000.00	0.00	0.00
T-Note 0.125 2/15/2024	91282CBM2	8/19/2021	2/15/2024	0.125	250,000.00	0.00	0.00
T-Note 0.25 3/15/2024	91282CBR1	9/24/2021	3/15/2024	0.250	250,000.00	0.00	0.00
T-Note 0.25 6/15/2024	91282CCG4	9/24/2021	6/15/2024	0.250	250,000.00	0.00	0.00
T-Note 0.625 7/31/2026	91282CCP4	9/24/2021	7/31/2026	0.625	250,000.00	781.25	0.00
T-Note 0.375 10/31/2023	91282CDD0	11/10/2021	10/31/2023	0.375	250,000.00	0.00	0.00
T-Note 0.125 8/31/2023	91282CCU3	1/24/2022	8/31/2023	0.125	200,000.00	0.00	0.00
Sub Total/Average					2,450,000.00	1,250.00	0.00
US Bank MM Custody Policy 50%							
US Bank Custodian MM	MM65000	7/31/2020	N/A	N/A	21,631.43	1.17	0.00
Sub Total/Average					21,631.43	1.17	0.00
Pacific Premier Bank Policy - n/a							
Pacific Premier Bank Checking Cash	MM0831	5/28/2020	N/A	N/A	9,248,955.18	0.00	0.00
Sub Total/Average					9,248,955.18	0.00	0.00
Total / Average					38,301,698.30	22,760.49	0.00

Mesa Water District
Portfolio Holdings
Investment Report | PARS Trust
Report Format: By CUSIP / Ticker
Group By: Portfolio Name
Average By: Market Value
Portfolio / Report Group: PARS OPEB Trust
As of 1/31/2022

Description	CUSIP/Ticker	Security Type	Face Amount/Shares	Cost Value	Market Value
PARS OPEB Trust					
Columbia Contrarian Fund	19766M709	Mutual Fund	5,231.35	135,092.46	172,529.37
DFA Large Cap	233203868	Mutual Fund	4,254.90	98,550.23	112,924.72
Dodge & Cox International	256206103	Mutual Fund	1,074.44	41,369.56	52,334.82
Dodge & Cox Stock Fund	256219106	Mutual Fund	583.20	106,403.94	144,815.63
Doubeline Core Fix Income	258620301	Mutual Fund	10,757.38	118,994.18	115,641.65
Harbor Capital Appreciation	411512528	Mutual Fund	1,094.97	90,360.28	97,430.25
Hartford Schroders	41665X859	Mutual Fund	5,712.27	101,799.67	109,561.58
iShares Russell Mid Cap	464287499	Mutual Fund	1,778.00	64,054.30	136,710.42
iShares SP500	464287408	Mutual Fund	436.00	56,825.10	67,157.08
MFS International	552746356	Mutual Fund	1,249.80	41,071.63	51,666.39
PGIM Total Return Bond	74440B884	Mutual Fund	8,242.72	121,171.96	116,303.85
PIMCO	693390841	Mutual Fund	3,070.68	27,732.31	26,807.02
Pimco Total Return Fund	693390700	Mutual Fund	11,559.52	121,548.26	116,173.12
Price T Rowe Growth	741479406	Mutual Fund	1,038.87	77,412.40	96,937.60
Undiscovered	904504479	Mutual Fund	1,636.60	109,479.12	136,328.33
US Bank PARS - OPEB Trust MM	MM4900	Money Market	20,030.28	20,030.28	20,030.28
Vanguard Growth & Income	921913208	Mutual Fund	3,351.98	264,633.17	333,623.78
Vanguard Real Estate	922908553	Mutual Fund	395.00	32,529.38	41,964.80
Vanguard Short Term	922031836	Mutual Fund	4,589.78	49,938.43	48,789.02
Vanguard Small Cap Growth	922908595	Mutual Fund	563.00	155,346.23	138,295.32
Sub Total / Average PARS OPEB Trust			86,650.74	1,834,342.89	2,136,025.03
Total / Average			86,650.74	1,834,342.89	2,136,025.03

Mesa Water District
Portfolio Holdings
Investment Report | PARS Trust
Report Format: By CUSIP / Ticker
Group By: Portfolio Name
Average By: Market Value
Portfolio / Report Group: PARS Pension Trust
As of 1/31/2022

Description	CUSIP/Ticker	Security Type	Face Amount/Shares	Cost Value	Market Value
PARS Pension Trust					
Columbia Contrarian Fund	19766M709	Mutual Fund	38,841.37	1,039,249.19	1,280,988.08
DFA Large Cap	233203868	Mutual Fund	31,591.66	723,665.31	838,442.55
Dodge & Cox International	256206103	Mutual Fund	7,977.43	320,329.70	388,580.23
Dodge & Cox Stock Fund	256219106	Mutual Fund	4,330.14	809,713.50	1,075,216.07
Doubeline Core Fix Income	258620301	Mutual Fund	79,871.44	879,255.52	858,617.68
Harbor Capital Appreciation	411512528	Mutual Fund	8,129.88	679,989.85	723,398.15
Hartford Schroders	41665X859	Mutual Fund	42,412.77	735,288.23	813,476.95
iShares Russell Mid Cap	464287499	Mutual Fund	13,208.00	327,603.01	1,015,563.12
iShares SP500	464287408	Mutual Fund	3,235.00	422,350.61	498,287.05
MFS International	552746356	Mutual Fund	9,279.48	312,344.81	383,614.03
PGIM Total Return Bond	74440B884	Mutual Fund	61,048.21	892,221.04	861,390.62
PIMCO	693390841	Mutual Fund	22,799.17	205,782.15	199,036.81
Pimco Total Return Fund	693390700	Mutual Fund	85,661.52	894,370.65	860,898.27
Price T Rowe Growth	741479406	Mutual Fund	7,713.25	584,971.17	719,724.57
Undiscovered	904504479	Mutual Fund	12,151.39	806,858.92	1,012,210.13
US Bank PARS - Pension Trust MM	MM4901	Money Market	152,794.12	152,794.12	152,794.12
Vanguard Growth & Income	921913208	Mutual Fund	24,887.91	1,981,380.53	2,477,093.59
Vanguard Real Estate	922908553	Mutual Fund	2,933.00	231,369.30	311,601.92
Vanguard Short Term	922031836	Mutual Fund	34,033.33	369,419.41	361,774.21
Vanguard Small Cap Growth	922908595	Mutual Fund	4,186.00	1,155,491.71	1,028,249.04
Sub Total / Average PARS Pension Trust			647,085.07	13,524,448.73	15,860,957.19
Total / Average			647,085.07	13,524,448.73	15,860,957.19

Mesa Water District
Transactions Summary
Monthly Treasurer's Status Report - Investment Activity
Group By: Action
Portfolio / Report Group: PARS OPEB Trust
Begin Date: 12/31/2021, End Date: 01/31/2022

Description	CUSIP/Ticker	YTM @ Cost	Settlement Date	Maturity Date	Face Amount/Shares	Principal	Interest/Dividends	Total
Buy								
PIMCO	693390841	0.000	1/4/2022	N/A	87.61	788.45	0.00	788.45
Hartford Schroders	41665X859	0.000	1/4/2022	N/A	171.25	3,276.02	0.00	3,276.02
Undiscovered	904504479	0.000	1/4/2022	N/A	102.58	8,817.61	0.00	8,817.61
Pimco Total Return Fund	693390700	0.000	1/4/2022	N/A	572.10	5,829.71	0.00	5,829.71
Vanguard Small Cap Growth	922908595	0.000	1/4/2022	N/A	41.00	9,932.69	0.00	9,932.69
Vanguard Small Cap Growth	922908595	0.000	1/4/2022	N/A	522.00	145,413.54	0.00	145,413.54
PGIM Total Return Bond	74440B884	0.000	1/4/2022	N/A	410.37	5,884.70	0.00	5,884.70
Price T Rowe Growth	741479406	0.000	1/4/2022	N/A	19.66	2,061.58	0.00	2,061.58
Vanguard Short Term	922031836	0.000	1/4/2022	N/A	184.71	1,985.63	0.00	1,985.63
Doubeline Core Fix Income	258620301	0.000	1/4/2022	N/A	552.02	6,016.96	0.00	6,016.96
Harbor Capital Appreciation	411512528	0.000	1/4/2022	N/A	22.25	2,224.77	0.00	2,224.77
iShares Russell Mid Cap	464287499	0.000	1/4/2022	N/A	6.00	497.36	0.00	497.36
Vanguard Growth & Income	921913208	0.000	1/26/2022	N/A	85.42	8,210.33	0.00	8,210.33
Vanguard Real Estate	922908553	0.000	1/26/2022	N/A	8.00	849.26	0.00	849.26
Price T Rowe Growth	741479406	0.000	1/26/2022	N/A	127.23	11,155.29	0.00	11,155.29
Harbor Capital Appreciation	411512528	0.000	1/26/2022	N/A	143.28	11,939.74	0.00	11,939.74
iShares Russell Mid Cap	464287499	0.000	1/26/2022	N/A	42.00	3,187.44	0.00	3,187.44
Columbia Contrarian Fund	19766M709	0.000	1/31/2022	N/A	83.13	2,635.22	0.00	2,635.22
Pimco Total Return Fund	693390700	0.000	1/31/2022	N/A	22.31	224.22	0.00	224.22
PGIM Total Return Bond	74440B884	0.000	1/31/2022	N/A	20.47	288.84	0.00	288.84
Vanguard Short Term	922031836	0.000	1/31/2022	N/A	6.02	64.04	0.00	64.04
Sub Total / Average Buy					3,229.41	231,283.40	0.00	231,283.40
Dividend								
PIMCO	693390841	0.000	1/31/2022	N/A	0.00	0.00	95.56	95.56
Pimco Total Return Fund	693390700	0.000	1/31/2022	N/A	0.00	0.00	224.22	224.22
PGIM Total Return Bond	74440B884	0.000	1/31/2022	N/A	0.00	0.00	288.84	288.84
Vanguard Short Term	922031836	0.000	1/31/2022	N/A	0.00	0.00	64.04	64.04
Sub Total / Average Dividend					0.00	0.00	672.66	672.66
Sell								
iShares SP500	464287408	0.000	1/4/2022	N/A	14.00	2,228.90	0.00	2,228.90
Vanguard Growth & Income	921913208	0.000	1/4/2022	N/A	82.66	8,689.52	0.00	8,689.52

Description	CUSIP/Ticker	YTM @ Cost	Settlement Date	Maturity Date	Face Amount/Shares	Principal	Interest/Dividends	Total
Vanguard Real Estate	922908553	0.000	1/4/2022	N/A	14.00	1,617.29	0.00	1,617.29
DFA Large Cap	233203868	0.000	1/4/2022	N/A	357.29	9,871.90	0.00	9,871.90
Dodge & Cox Stock Fund	256219106	0.000	1/4/2022	N/A	22.75	5,741.69	0.00	5,741.69
Columbia Contrarian Fund	19766M709	0.000	1/4/2022	N/A	145.09	4,986.85	0.00	4,986.85
Dodge & Cox International	256206103	0.000	1/4/2022	N/A	209.75	10,072.24	0.00	10,072.24
MFS International	552746356	0.000	1/4/2022	N/A	211.87	9,313.89	0.00	9,313.89
Victory RS	92647Q363	0.000	1/4/2022	N/A	2.77	219.54	0.00	219.54
Victory RS	92647Q363	0.000	1/4/2022	N/A	2.994	237.30	0.00	237.30
Victory RS	92647Q363	0.000	1/4/2022	N/A	11.418	904.98	0.00	904.98
Victory RS	92647Q363	0.000	1/4/2022	N/A	14.293	1,132.86	0.00	1,132.86
Victory RS	92647Q363	0.000	1/4/2022	N/A	29.408	2,330.86	0.00	2,330.86
Victory RS	92647Q363	0.000	1/4/2022	N/A	45.08	3,573.02	0.00	3,573.02
Victory RS	92647Q363	0.000	1/4/2022	N/A	56.502	4,478.32	0.00	4,478.32
Victory RS	92647Q363	0.000	1/4/2022	N/A	60.983	4,833.48	0.00	4,833.48
Victory RS	92647Q363	0.000	1/4/2022	N/A	67.156	5,322.75	0.00	5,322.75
Victory RS	92647Q363	0.000	1/4/2022	N/A	82.45	6,534.94	0.00	6,534.94
Victory RS	92647Q363	0.000	1/4/2022	N/A	88.793	7,037.68	0.00	7,037.68
Victory RS	92647Q363	0.000	1/4/2022	N/A	96.475	7,646.55	0.00	7,646.55
Victory RS	92647Q363	0.000	1/4/2022	N/A	106.424	8,435.11	0.00	8,435.11
Victory RS	92647Q363	0.000	1/4/2022	N/A	161.488	12,799.45	0.00	12,799.45
Victory RS	92647Q363	0.000	1/4/2022	N/A	277.419	21,988.07	0.00	21,988.07
Victory RS	92647Q363	0.000	1/4/2022	N/A	293.664	23,275.64	0.00	23,275.64
PIMCO	693390841	0.000	1/26/2022	N/A	126.27	1,113.72	0.00	1,113.72
Hartford Schroders	41665X859	0.000	1/26/2022	N/A	277.94	5,200.18	0.00	5,200.18
iShares SP500	464287408	0.000	1/26/2022	N/A	9.00	1,373.87	0.00	1,373.87
DFA Large Cap	233203868	0.000	1/26/2022	N/A	80.65	2,109.80	0.00	2,109.80
Undiscovered	904504479	0.000	1/26/2022	N/A	11.92	984.81	0.00	984.81
Undiscovered	904504479	0.000	1/26/2022	N/A	70.15	5,793.43	0.00	5,793.43
Dodge & Cox Stock Fund	256219106	0.000	1/26/2022	N/A	2.28	555.52	0.00	555.52
Dodge & Cox Stock Fund	256219106	0.000	1/26/2022	N/A	24.03	5,849.31	0.00	5,849.31
Pimco Total Return Fund	693390700	0.000	1/26/2022	N/A	623.64	6,248.86	0.00	6,248.86
Dodge & Cox International	256206103	0.000	1/26/2022	N/A	74.83	3,580.57	0.00	3,580.57
PGIM Total Return Bond	74440B884	0.000	1/26/2022	N/A	412.00	5,800.89	0.00	5,800.89
MFS International	552746356	0.000	1/26/2022	N/A	4.03	164.95	0.00	164.95
Vanguard Short Term	922031836	0.000	1/26/2022	N/A	0.004	0.04	0.00	0.04
Vanguard Short Term	922031836	0.000	1/26/2022	N/A	255.816	2,721.87	0.00	2,721.87
Doubeline Core Fix Income	258620301	0.000	1/26/2022	N/A	591.18	6,367.04	0.00	6,367.04
Sub Total / Average Sell					5,018.467	211,137.69	0.00	211,137.69

Mesa Water District
Transactions Summary
Monthly Treasurer's Status Report - Investment Activity
Group By: Action
Portfolio / Report Group: PARS Pension Trust
Begin Date: 12/31/2021, End Date: 01/31/2022

Description	CUSIP/Ticker	YTM @ Cost	Settlement Date	Maturity Date	Face Amount/Shares	Principal	Interest/Dividends	Total
Buy								
PIMCO	693390841	0.000	1/4/2022	N/A	491.294	4,421.65	0.00	4,421.65
Hartford Schroders	41665X859	0.000	1/4/2022	N/A	1,576.36	30,155.69	0.00	30,155.69
Vanguard Growth & Income	921913208	0.000	1/4/2022	N/A	2,566.44	269,809.84	0.00	269,809.84
Undiscovered	904504479	0.000	1/4/2022	N/A	1,105.67	95,043.72	0.00	95,043.72
Columbia Contrarian Fund	19766M709	0.000	1/4/2022	N/A	3,445.54	118,423.27	0.00	118,423.27
Pimco Total Return Fund	693390700	0.000	1/4/2022	N/A	4,037.27	41,139.82	0.00	41,139.82
Vanguard Small Cap Growth	922908595	0.000	1/4/2022	N/A	3,894.00	1,084,751.58	0.00	1,084,751.58
PGIM Total Return Bond	74440B884	0.000	1/4/2022	N/A	2,964.67	42,513.43	0.00	42,513.43
Price T Rowe Growth	741479406	0.000	1/4/2022	N/A	695.905	72,986.52	0.00	72,986.52
Vanguard Short Term	922031836	0.000	1/4/2022	N/A	1,361.78	14,639.10	0.00	14,639.10
Doubeline Core Fix Income	258620301	0.000	1/4/2022	N/A	3,555.83	38,758.58	0.00	38,758.58
Harbor Capital Appreciation	411512528	0.000	1/4/2022	N/A	1,283.65	128,339.40	0.00	128,339.40
Vanguard Growth & Income	921913208	0.000	1/26/2022	N/A	514.01	49,406.72	0.00	49,406.72
Vanguard Real Estate	922908553	0.000	1/26/2022	N/A	51.00	5,414.02	0.00	5,414.02
Vanguard Small Cap Growth	922908595	0.000	1/26/2022	N/A	292.00	70,740.13	0.00	70,740.13
Price T Rowe Growth	741479406	0.000	1/26/2022	N/A	901.798	79,069.66	0.00	79,069.66
Harbor Capital Appreciation	411512528	0.000	1/26/2022	N/A	1,005.05	83,750.38	0.00	83,750.38
iShares Russell Mid Cap	464287499	0.000	1/26/2022	N/A	250.00	18,972.85	0.00	18,972.85
Columbia Contrarian Fund	19766M709	0.000	1/31/2022	N/A	426.881	13,532.14	0.00	13,532.14
Sub Total / Average Buy					30,419.148	2,261,868.50	0.00	2,261,868.50
Dividend								
PIMCO	693390841	0.000	1/31/2022	N/A	0.00	0.00	712.75	712.75
Pimco Total Return Fund	693390700	0.000	1/31/2022	N/A	0.00	0.00	1,669.55	1,669.55
PGIM Total Return Bond	74440B884	0.000	1/31/2022	N/A	0.00	0.00	2,150.83	2,150.83
Vanguard Short Term	922031836	0.000	1/31/2022	N/A	0.00	0.00	477.60	477.60
Sub Total / Average Dividend					0.00	0.00	5,010.73	5,010.73
Sell								
iShares SP500	464287408	0.000	1/4/2022	N/A	123.00	19,582.50	0.00	19,582.50
Vanguard Real Estate	922908553	0.000	1/4/2022	N/A	132.00	15,248.72	0.00	15,248.72
DFA Large Cap	233203868	0.000	1/4/2022	N/A	2,912.88	80,482.76	0.00	80,482.76
Dodge & Cox Stock Fund	256219106	0.000	1/4/2022	N/A	116.737	29,459.75	0.00	29,459.75

Description	CUSIP/Ticker	YTM @ Cost	Settlement Date	Maturity Date	Face Amount/Shares	Principal	Interest/Dividends	Total
Dodge & Cox International	256206103	0.000	1/4/2022	N/A	1,378.03	66,172.90	0.00	66,172.90
MFS International	552746356	0.000	1/4/2022	N/A	931.55	40,951.07	0.00	40,951.07
Victory RS	92647Q363	0.000	1/4/2022	N/A	31.301	2,480.91	0.00	2,480.91
Victory RS	92647Q363	0.000	1/4/2022	N/A	62.904	4,985.77	0.00	4,985.77
Victory RS	92647Q363	0.000	1/4/2022	N/A	143.88	11,403.93	0.00	11,403.93
Victory RS	92647Q363	0.000	1/4/2022	N/A	162.674	12,893.54	0.00	12,893.54
Victory RS	92647Q363	0.000	1/4/2022	N/A	218.082	17,285.18	0.00	17,285.18
Victory RS	92647Q363	0.000	1/4/2022	N/A	341.64	27,078.38	0.00	27,078.38
Victory RS	92647Q363	0.000	1/4/2022	N/A	391.19	31,005.71	0.00	31,005.71
Victory RS	92647Q363	0.000	1/4/2022	N/A	594.004	47,080.75	0.00	47,080.75
Victory RS	92647Q363	0.000	1/4/2022	N/A	647.581	51,327.26	0.00	51,327.26
Victory RS	92647Q363	0.000	1/4/2022	N/A	658.753	52,212.75	0.00	52,212.75
Victory RS	92647Q363	0.000	1/4/2022	N/A	679.987	53,895.76	0.00	53,895.76
Victory RS	92647Q363	0.000	1/4/2022	N/A	1,152.06	91,312.26	0.00	91,312.26
Victory RS	92647Q363	0.000	1/4/2022	N/A	2,412.67	191,228.19	0.00	191,228.19
Victory RS	92647Q363	0.000	1/4/2022	N/A	3,004.152	238,109.04	0.00	238,109.04
iShares Russell Mid Cap	464287499	0.000	1/4/2022	N/A	43.00	3,559.80	0.00	3,559.80
PIMCO	693390841	0.000	1/26/2022	N/A	1,056.62	9,319.39	0.00	9,319.39
Hartford Schroders	41665X859	0.000	1/26/2022	N/A	2,287.56	42,800.25	0.00	42,800.25
iShares SP500	464287408	0.000	1/26/2022	N/A	86.00	13,128.16	0.00	13,128.16
DFA Large Cap	233203868	0.000	1/26/2022	N/A	760.55	19,895.89	0.00	19,895.89
Undiscovered	904504479	0.000	1/26/2022	N/A	666.99	55,086.37	0.00	55,086.37
Dodge & Cox Stock Fund	256219106	0.000	1/26/2022	N/A	218.112	53,088.46	0.00	53,088.46
Pimco Total Return Fund	693390700	0.000	1/26/2022	N/A	4,923.17	49,330.13	0.00	49,330.13
Dodge & Cox International	256206103	0.000	1/26/2022	N/A	598.46	28,636.41	0.00	28,636.41
PGIM Total Return Bond	74440B884	0.000	1/26/2022	N/A	3,235.70	45,558.66	0.00	45,558.66
MFS International	552746356	0.000	1/26/2022	N/A	76.72	3,137.97	0.00	3,137.97
Vanguard Short Term	922031836	0.000	1/26/2022	N/A	219.50	2,335.43	0.00	2,335.43
Vanguard Short Term	922031836	0.000	1/26/2022	N/A	1,860.45	19,795.21	0.00	19,795.21
Doubline Core Fix Income	258620301	0.000	1/26/2022	N/A	4,812.78	51,833.64	0.00	51,833.64
Sub Total / Average Sell					36,940.687	1,481,702.90	0.00	1,481,702.90

Mesa Water District
Quarterly Treasurer's Report on Investments
As of 12/31/2021



Investments are in compliance with the Investment Policy adopted as Resolution 1506 of the Mesa Water District Board of Directors. The liquidity of investments will meet cash flow needs for the next six months except under unforeseen catastrophic circumstances.

Investments	Maturity Date	Days to Maturity	Yield to Maturity @ Cost	Cost Value	% of Portfolio	Policy % Limit	Market Value	Interest Year to Date	Notes
Local Agency Investment Fund (LAIF)	Liquid	1	0.21%	1,084.09	0.00%	No Limit	1,084.09	1.54	1,4
Orange County Investment Pool (OCIP)	Liquid	1	0.34%	827,706.40	1.89%	No Limit	827,706.40	2,161.26	1,6
Miscellaneous (Petty Cash, Emergency Cash, etc.)	Liquid	1	0.00%	14,000.00	0.03%	N/A	14,000.00	0.00	
US Bank Custody Account									2,5
Negotiable CD	Various	939	1.32%	10,379,000.00	23.79%	30.00%	10,440,435.49	72,290.62	
US Agency	Various	1,047	0.84%	15,872,676.64	35.16%	No Limit	15,683,635.45	75,197.50	
US Treasury	Various	1,167	0.47%	1,988,227.68	5.02%	No Limit	1,956,802.50	2,031.25	
Sub Total / Average		1,016	0.99%	28,239,904.32			28,080,873.44	149,519.37	
US Bank Custody Account	Liquid	1	0.01%	239,858.99	0.55%	No Limit	239,858.99	24.74	
Pacific Premier Bank	Liquid	1	1.25%	14,730,553.51	33.56%	No Limit	14,730,553.51	0.00	1,3
Total Average		650	1.06%	\$44,053,107.31	100.00%		\$43,894,076.43	\$151,706.91	

PARS OPEB & Pension Trust	1 Month Rate of Return	3 Month Rate of Return	Cost Value	Market Value
Public Agency Retirement Services (PARS)				
Capital Appreciation HighMark PLUS Fund				
OPEB	2.89%	4.83%	1,833,050.67	2,223,707.09
Pension Trust	2.73%	4.71%	13,641,592.00	16,599,720.35
			15,474,642.67	18,823,427.44

Sources of Market Value Valuation - Account Statements

LAIF, OCIP & US Bank

Local Agency Investment Fund (LAIF)

District LAIF includes the funds designated for advances; construction, customer deposits, working capital cash and monies to pay COP principal/interest payments.

Weighted Average Return | 1.06 %

Benchmark: 3 Month Treasury Bill - December | .06 %

Weighted Average Maturity | 1.80 Years

Days to Maturity | 650

PARS OPEB & Pension Trust - Benchmark - S & P 500 Index

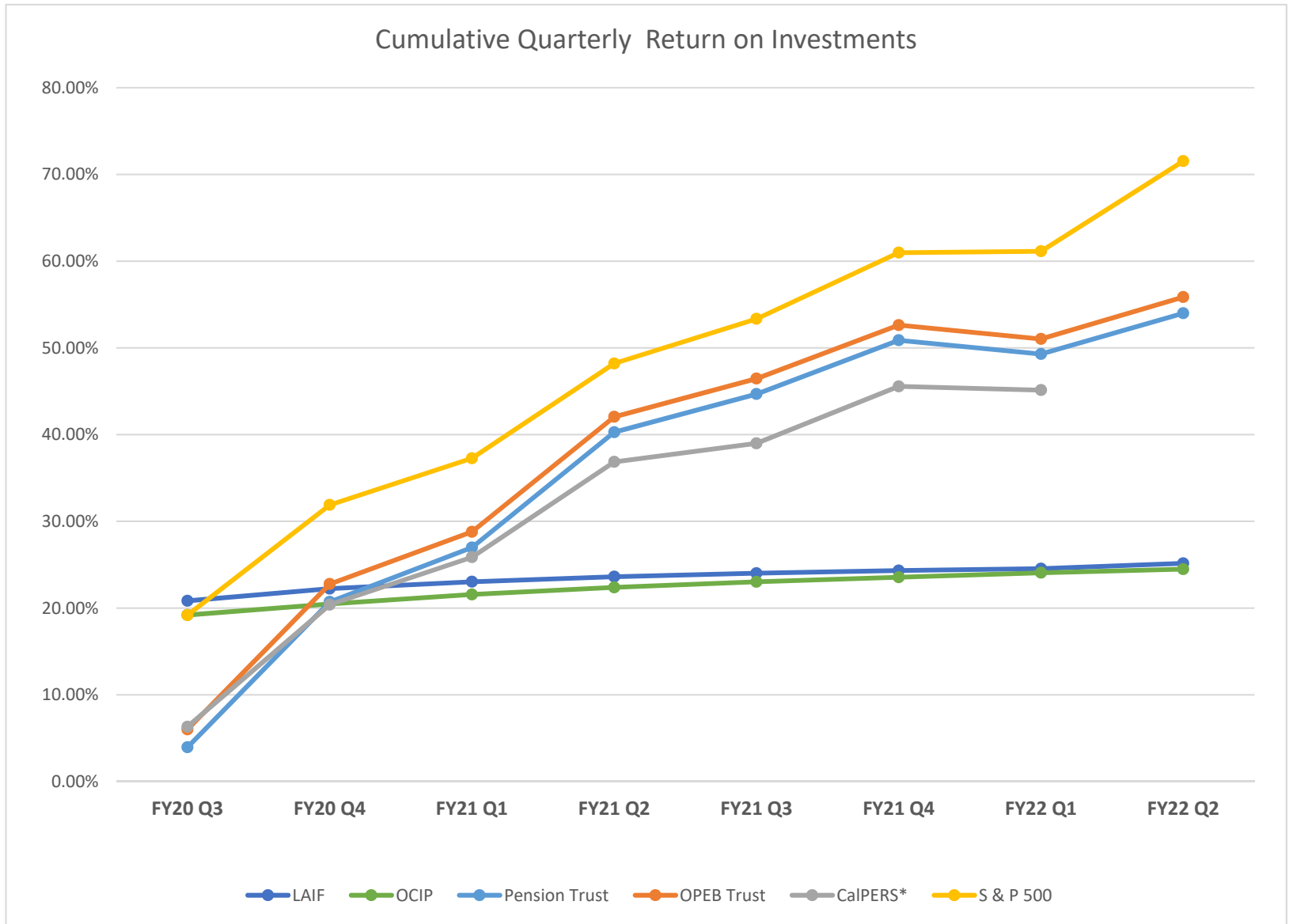
1 Month | 3.55 % 3 Month | 10.40 % 1 YEAR | 26.60 %

Notes

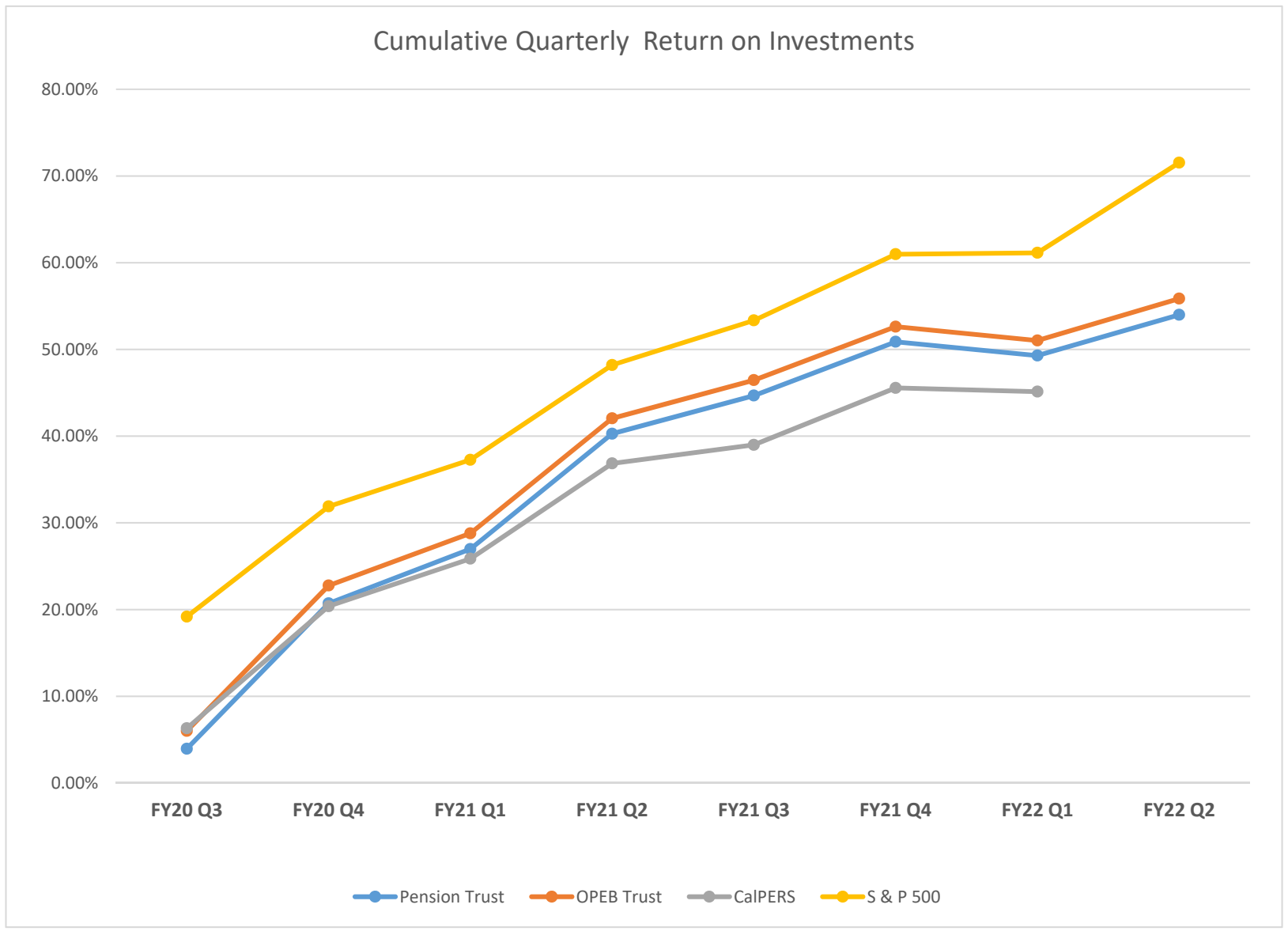
- The interest or yield shown is for the current month net of fees.
- The interest rate (Yield to Maturity @Cost) shown is the guaranteed annual interest rate for the term of the investment.
- The rate shown is the Earnings Credit Rate. These earnings are applied against bank service charges; no actual monies are received.
- LAIF general ledger carrying value reflects market value (unrealized gains/losses) only at fiscal year end. LAIF only provides the market value participation factor quarterly. The December Fair Value Factor is 0.997439120. The yield earned on the Treasurer's Reports does not reflect change in fair market value.
- US Bank Custody Account general ledger carrying value reflects market value (unrealized gains/losses). The Yield earned does not reflect change in fair market value.
- Orange County Investment Pool - December 2021 | Net Asset Value is 1.00.

I certify that this report reflects the cash and investments of Mesa Water District and is in conformity with the Government Code requirements and the District Investment Policy/Guidelines in effect at the time of the investment.

Marwan Khalifa
 Marwan Khalifa, CPA, MBA, District Treasurer



*** CalPERS FY22 Q2 data was unavailable at time of publishing.**



*** CalPERS FY22 Q2 data was unavailable at time of publishing.**

Mesa Water District
 Transactions Summary
 Quarterly Treasurer's Status Report - Investment Activity
 Group By: Action
 Portfolio / Report Group: Report Group | Treasurer's Report
 Begin Date: 09/30/2021, End Date: 12/31/2021

Description	CUSIP/Ticker	YTM @ Cost	Settlement Date	Maturity Date	Face Amount/Shares	Principal	Interest/Dividends	Total
Buy								
T-Note 0.375 10/31/2023	91282CDD0	0.305	11/10/2021	10/31/2023	250,000.00	250,343.85	25.90	250,369.75
FHLMC 0.8 10/27/2026-21	3134GW4C7	1.065	11/10/2021	10/27/2026	250,000.00	246,800.00	72.22	246,872.22
FHLB 0.85 3/30/2026-21	3130ANY79	0.950	11/10/2021	3/30/2026	250,000.00	248,927.50	236.11	249,163.61
Capital One Bank VA 1.1 11/17/2026	14042TDW4	1.100	11/17/2021	11/17/2026	248,000.00	248,000.00	0.00	248,000.00
FFCB 1.46 11/30/2026-23	3133ENFP0	1.320	11/30/2021	11/30/2026	250,000.00	251,687.50	0.00	251,687.50
Sub Total / Average Buy					1,248,000.00	1,245,758.85	334.23	1,246,093.08
Matured								
Countryside Federal CU NY 1.65 10/28/2021	22239MAL2	0.000	10/28/2021	10/28/2021	247,000.00	247,000.00	0.00	247,000.00
FHLB 2 11/10/2021-18	3130A9S44	0.000	11/10/2021	11/10/2021	750,000.00	750,000.00	0.00	750,000.00
Bank of Baroda 1.85 11/23/2021	06062QXG4	0.000	11/23/2021	11/23/2021	247,000.00	247,000.00	0.00	247,000.00
Sub Total / Average Matured					1,244,000.00	1,244,000.00	0.00	1,244,000.00

Mesa Water District
Date To Date
Quarterly Report - Interest | Received
Report Format: By Transaction
Group By: Asset Category
Portfolio / Report Group: Report Group | Treasurer's Report
Begin Date: 6/30/2021, End Date: 12/31/2021

Description	CUSIP/Ticker	Settlement Date	Maturity Date	Coupon Rate	Ending Face Amount/Shares	Interest/Dividends	Sell Accrued Interest
LAIF Policy - No Limit							
LAIF LGIP	LGIP0012	6/30/2010	N/A	N/A	1,084.09	1.54	0.00
Sub Total/Average					1,084.09	1.54	0.00
Orange County LGIP - OCIP Policy - No Limit							
Orange County Investment Pool LGIP	LGIP9LC	9/30/2011	N/A	N/A	827,706.40	2,161.26	0.00
Sub Total/Average					827,706.40	2,161.26	0.00
Miscellaneous Cash (Petty Emergency)							
Miscellaneous Cash	CASH	6/30/2015	N/A	N/A	14,000.00	0.00	0.00
Sub Total/Average					14,000.00	0.00	0.00
Negotiable CD30%							
Wells Fargo SD 1.6 8/3/2021	9497486Z5	8/3/2016	8/3/2021	1.600	0.00	660.47	0.00
Privatebank and Trust IL 1.5 8/30/2021	74267GVM6	8/29/2016	8/30/2021	1.500	0.00	1,857.58	0.00
Mercantil Commerce Bank FL 1.65 9/28/2021	58733ADJ5	9/28/2016	9/28/2021	1.650	0.00	2,054.50	0.00
Countryside Federal CU NY 1.65 10/28/2021	22239MAL2	10/28/2016	10/28/2021	1.650	0.00	1,362.22	0.00
Bank of Baroda 1.85 11/23/2021	06062QXG4	11/23/2016	11/23/2021	1.850	0.00	2,303.53	0.00
First National Bank MI 2 1/20/2022	32110YJT3	1/20/2017	1/20/2022	2.000	201,000.00	2,015.49	0.00
State Bank India NY 2.35 3/14/2022	8562846V1	3/14/2017	3/14/2022	2.350	247,000.00	2,926.10	0.00
American Express 2.45 4/5/2022	02587DN38	4/5/2017	4/5/2022	2.450	247,000.00	3,034.04	0.00
Homestreet Bank WA 0.1 8/22/2022	43785QPQ0	2/22/2021	8/22/2022	0.100	249,000.00	124.86	0.00
Ally Bank UT 1.85 10/24/2022	02007GML4	10/24/2019	10/24/2022	1.850	247,000.00	2,291.01	0.00
Preferred Bank CA 0.25 7/17/2023	740367LV7	7/17/2020	7/17/2023	0.250	249,000.00	312.09	0.00
Merrick Bank UT 3 7/31/2023	59013J6G9	1/30/2019	7/31/2023	3.000	249,000.00	3,745.23	0.00
Enterprise Bank & Trust 1.75 11/8/2023	29367SJR6	11/8/2019	11/8/2023	1.750	249,000.00	2,184.72	0.00
Raymond James Bank 1.75 11/8/2023	75472RAH4	11/8/2019	11/8/2023	1.750	247,000.00	2,179.01	0.00
Third Federal Savings 1.75 11/13/2023	88413QCJ5	11/12/2019	11/13/2023	1.750	247,000.00	2,179.01	0.00
Marlin Business Bank UT 1.7 12/4/2023	57116ATG3	12/2/2019	12/4/2023	1.700	249,000.00	2,122.32	0.00
John Marshall Bancorp VA 0.2 12/29/2023	47804GGC1	12/30/2020	12/29/2023	0.200	249,000.00	249.69	0.00
Goldman Sachs NY 3.3 1/16/2024	38148P4E4	1/16/2019	1/16/2024	3.300	245,000.00	4,009.27	0.00

Description	CUSIP/Ticker	Settlement Date	Maturity Date	Coupon Rate	Ending Face Amount/Shares	Interest/Dividends	Sell Accrued Interest
Bankwell Bank CT 0.35 1/30/2024	06654BCM1	7/30/2020	1/30/2024	0.350	249,000.00	432.17	0.00
Morgan Stanley UT 3.05 1/31/2024	61690UDV9	1/31/2019	1/31/2024	3.050	246,000.00	3,720.67	0.00
Morgan Stanley NY 3.05 1/31/2024	61760AVF3	1/31/2019	1/31/2024	3.050	246,000.00	3,720.67	0.00
Enerbank UT 1.15 4/29/2024	29278TNY2	4/29/2020	4/29/2024	1.150	249,000.00	1,435.68	0.00
First Freedom Bank 1.1 4/30/2024	32027BAM9	4/30/2020	4/30/2024	1.100	249,000.00	1,373.25	0.00
Capital One VA 2.65 5/22/2024	14042RLP4	5/22/2019	5/22/2024	2.650	246,000.00	3,286.29	0.00
Eaglebank MD 2.5 5/24/2024	27002YEN2	5/24/2019	5/24/2024	2.500	249,000.00	3,121.02	0.00
Farm Bureau Bank NV 0.25 7/9/2024	307660LK4	10/9/2020	7/9/2024	0.250	249,000.00	312.09	0.00
Luana Savings Bank IA 0.2 8/19/2024	549104WN3	2/19/2021	8/19/2024	0.200	249,000.00	246.95	0.00
Synchrony Bank UT 0.55 9/3/2024	87164WA73	9/3/2021	9/3/2024	0.550	249,000.00	0.00	0.00
Sallie Mae Bank UT 1.9 10/16/2024	7954504P7	10/17/2019	10/16/2024	1.900	247,000.00	2,352.93	0.00
Celtic Bank UT 1.65 10/23/2024	15118RSV0	10/23/2019	10/23/2024	1.650	249,000.00	2,059.86	0.00
Garnett State Bank 1.7 11/19/2024	366526AW1	11/19/2019	11/19/2024	1.700	249,000.00	2,122.32	0.00
Citizens State Bank 1.7 11/22/2024	176688CR8	11/22/2019	11/22/2024	1.700	249,000.00	2,122.32	0.00
Transportation Alliance Bank 0.4 1/30/2025	89388CFD5	8/3/2021	1/30/2025	0.400	247,000.00	414.15	0.00
BMO Harris Bank IL 0.5 3/28/2025-20	05600XAY6	9/28/2020	3/28/2025	0.500	249,000.00	624.21	0.00
Baycoast Bank MA 0.9 3/31/2025	072727BG4	3/31/2020	3/31/2025	0.900	248,000.00	1,119.06	0.00
First Commercial Bank MS 0.3 3/31/2025	31984GFK0	9/30/2020	3/31/2025	0.300	249,000.00	374.52	0.00
Flagstar Bank MI 1.25 4/30/2025	33847E3A3	4/30/2020	4/30/2025	1.250	248,000.00	1,554.25	0.00
Apex Bank TN 0.95 5/8/2025	03753XBK5	5/8/2020	5/8/2025	0.950	249,000.00	1,185.99	0.00
Seattle Bank WA 0.75 6/2/2025-20	81258PKJ1	6/2/2020	6/2/2025	0.750	249,000.00	936.30	0.00
Medallion Bank UT 0.6 7/15/2025	58404DHM6	7/15/2020	7/15/2025	0.600	249,000.00	749.04	0.00
BMW Bank UT 0.5 9/25/2025	05580AXF6	9/25/2020	9/25/2025	0.500	249,000.00	627.62	0.00
Texas Exchange Bank TX 0.6 12/18/2025	88241TJR2	12/18/2020	12/18/2025	0.600	249,000.00	749.04	0.00
JPMorgan Chase OH 0.5 12/29/2025-21	48128UUZ0	12/29/2020	12/29/2025	0.500	249,000.00	624.21	0.00
Live Oak Banking NC 0.5 2/10/2026	538036NE0	2/10/2021	2/10/2026	0.500	249,000.00	624.21	0.00
Toyota Financial Savings NV 0.95 7/29/2026	89235MLE9	7/29/2021	7/29/2026	0.950	248,000.00	0.00	0.00
UBS Bank UT 0.95 8/25/2026	90348JS50	8/25/2021	8/25/2026	0.950	249,000.00	790.66	0.00
Capital One Bank VA 1.1 11/17/2026	14042TDW4	11/17/2021	11/17/2026	1.100	248,000.00	0.00	0.00
Sub Total/Average					10,379,000.00	72,290.62	0.00

US Agency - No Limit

FHLB 2 11/10/2021-18	3130A9S44	11/10/2016	11/10/2021	2.000	0.00	7,500.00	0.00
FNMA 1.875 4/5/2022	3135G0T45	3/23/2020	4/5/2022	1.875	500,000.00	4,687.50	0.00
FNMA 1.375 9/6/2022	3135G0W33	11/8/2019	9/6/2022	1.375	500,000.00	3,437.50	0.00
FHLB 3 12/9/2022	3130AFE78	1/9/2019	12/9/2022	3.000	1,000,000.00	15,000.00	0.00
FFCB 0.125 5/3/2023-21	3133EMPA4	2/5/2021	5/3/2023	0.125	250,000.00	156.25	0.00
FFCB 2.125 6/5/2023	3133EKPT7	11/8/2019	6/5/2023	2.125	500,000.00	5,312.50	0.00
FHLMC 0.375 7/14/2023-22	3134GV5F1	7/14/2020	7/14/2023	0.375	250,000.00	468.75	0.00

Description	CUSIP/Ticker	Settlement Date	Maturity Date	Coupon Rate	Ending Face Amount/Shares	Interest/Dividends	Sell Accrued Interest
FAMC 3.05 9/19/2023	3132X06C0	1/9/2019	9/19/2023	3.050	500,000.00	7,625.00	0.00
FFCB 0.25 9/21/2023-22	3133EMAM4	9/24/2020	9/21/2023	0.250	500,000.00	625.00	0.00
FHLMC 0.4 10/23/2023-21	3134GV6D5	7/23/2020	10/23/2023	0.400	0.00	500.00	0.00
T-Note 0.375 10/31/2023	91282CDD0	11/10/2021	10/31/2023	0.375	250,000.00	0.00	0.00
FFCB 0.27 11/3/2023-22	3133EMFN7	11/3/2020	11/3/2023	0.270	250,000.00	337.50	0.00
FHLMC 0.3 11/13/2023-22	3134GXAY0	11/13/2020	11/13/2023	0.300	250,000.00	375.00	0.00
FFCB 0.25 3/1/2024-21	3133EMSD5	3/24/2021	3/1/2024	0.250	250,000.00	312.50	0.00
FHLMC 0.5 5/20/2024-22	3134GVXR4	5/21/2020	5/20/2024	0.500	500,000.00	1,250.00	0.00
FAMC 2.15 6/5/2024	31422BGA2	11/8/2019	6/5/2024	2.150	500,000.00	5,375.00	0.00
FHLMC 0.45 7/8/2024-22	3134GV4S4	7/13/2020	7/8/2024	0.450	750,000.00	1,687.50	0.00
FHLMC 0.35 9/30/2024-22	3134GWVM5	9/30/2020	9/30/2024	0.350	250,000.00	437.50	0.00
FFCB 0.3 11/12/2024-21	3133EMQQ8	3/2/2021	11/12/2024	0.300	250,000.00	375.00	0.00
FFCB 0.32 2/3/2025-21	3133EMPV8	2/5/2021	2/3/2025	0.320	250,000.00	400.00	0.00
FHLB 0.625 2/24/2025-22	3130ANQ86	8/24/2021	2/24/2025	0.625	250,000.00	0.00	0.00
FFCB 0.43 3/3/2025	3133EMSJ2	3/3/2021	3/3/2025	0.430	250,000.00	537.50	0.00
FHLB 0.5 3/10/2025-21	3130ALDZ4	3/24/2021	3/10/2025	0.500	250,000.00	625.00	0.00
FHLMC 0.7 5/13/2025-21	3134GVSY5	5/13/2020	5/13/2025	0.700	500,000.00	1,750.00	0.00
FFCB 0.6 6/16/2025-22	3133EMH47	6/17/2021	6/16/2025	0.600	250,000.00	750.00	0.00
FNMA 0.6 7/29/2025-22	3136G4D75	12/18/2020	7/29/2025	0.600	250,000.00	750.00	0.00
FNMA 0.5 8/14/2025-23	3135G05S8	4/29/2021	8/14/2025	0.500	250,000.00	625.00	0.00
FNMA 0.375 8/25/2025	3135G05X7	11/12/2020	8/25/2025	0.375	250,000.00	468.75	0.00
FFCB 0.53 9/29/2025-21	3133EMBH4	6/17/2021	9/29/2025	0.530	500,000.00	1,325.00	0.00
FHLMC 0.4 9/30/2025-21	3134GWVP8	9/30/2020	9/30/2025	0.400	250,000.00	500.00	0.00
FHLMC 0.65 10/27/2025-21	3134GW5R3	5/25/2021	10/27/2025	0.650	375,000.00	1,218.75	0.00
FHLMC 0.45 10/29/2025-21	3134GW3J3	4/22/2021	10/29/2025	0.450	250,000.00	562.50	0.00
FNMA 0.54 11/3/2025-22	3135GA2G5	10/30/2020	11/3/2025	0.540	500,000.00	1,350.00	0.00
FNMA 0.56 11/17/2025-22	3135GA2Z3	11/17/2020	11/17/2025	0.560	325,000.00	910.00	0.00
FNMA 0.58 11/25/2025-22	3135GA5E7	11/30/2020	11/25/2025	0.580	250,000.00	725.00	0.00
FFCB 0.47 12/22/2025-22	3133EMLC4	12/22/2020	12/22/2025	0.470	250,000.00	587.50	0.00
FFCB 0.45 2/2/2026-23	3133EMPD8	3/2/2021	2/2/2026	0.450	300,000.00	675.00	0.00
FHLB 0.53 2/10/2026	3130AKWW2	8/19/2021	2/10/2026	0.530	310,000.00	0.00	0.00
FHLB 0.625 2/24/2026-21	3130AL7M0	3/2/2021	2/24/2026	0.625	250,000.00	781.25	0.00
FFCB 0.8 3/9/2026-23	3133EMSU7	9/24/2021	3/9/2026	0.800	250,000.00	0.00	0.00
FHLB 0.6 3/10/2026-21	3130ALFX7	3/10/2021	3/10/2026	0.600	250,000.00	750.00	0.00
FHLB 0.75 3/16/2026-21	3130ALF33	3/24/2021	3/16/2026	0.750	250,000.00	937.50	0.00
FHLB 0.85 3/30/2026-21	3130ANY79	11/10/2021	3/30/2026	0.850	250,000.00	0.00	0.00
FHLMC 1.03 4/29/2026-22	3130ALZM9	4/29/2021	4/29/2026	1.030	250,000.00	1,287.50	0.00
FHLB 0.875 5/26/2026-21	3130AMHB1	5/28/2021	5/26/2026	0.875	250,000.00	1,093.75	0.00
FFCB 0.9 6/15/2026-22	3133EMH21	6/17/2021	6/15/2026	0.900	250,000.00	1,125.00	0.00

Description	CUSIP/Ticker	Settlement Date	Maturity Date	Coupon Rate	Ending Face Amount/Shares	Interest/Dividends	Sell Accrued Interest
FFCB 0.94 9/28/2026-22	3133EM6E7	9/28/2021	9/28/2026	0.940	250,000.00	0.00	0.00
FHLMC 0.8 10/27/2026-21	3134GW4C7	11/10/2021	10/27/2026	0.800	250,000.00	0.00	0.00
FFCB 1.46 11/30/2026-23	3133ENFP0	11/30/2021	11/30/2026	1.460	250,000.00	0.00	0.00
Sub Total/Average					15,810,000.00	75,197.50	0.00
US Treasury - No Limit							
T-Note 0.125 2/15/2024	91282CBM2	8/19/2021	2/15/2024	0.125	250,000.00	0.00	0.00
T-Note 0.25 3/15/2024	91282CBR1	9/24/2021	3/15/2024	0.250	250,000.00	0.00	0.00
T-Note 0.25 6/15/2024	91282CCG4	9/24/2021	6/15/2024	0.250	250,000.00	312.50	0.00
T-Note 0.375 4/30/2025	912828ZL7	7/1/2021	4/30/2025	0.375	250,000.00	468.75	0.00
T-Note 0.375 4/30/2025	912828ZL7	8/19/2021	4/30/2025	0.375	250,000.00	468.75	0.00
T-Note 0.25 6/30/2025	912828ZW3	4/22/2021	6/30/2025	0.250	250,000.00	312.50	0.00
T-Note 0.375 1/31/2026	91282CBH3	4/29/2021	1/31/2026	0.375	250,000.00	468.75	0.00
T-Note 0.625 7/31/2026	91282CCP4	9/24/2021	7/31/2026	0.625	250,000.00	0.00	0.00
Sub Total/Average					2,000,000.00	2,031.25	0.00
US Bank MM Custody Policy 50%							
US Bank Custodian MM	MM65000	7/31/2020	N/A	N/A	239,858.99	24.74	0.00
Sub Total/Average					239,858.99	24.74	0.00
Pacific Premier Bank Policy - n/a							
Pacific Premier Bank Checking Cash	MM0831	5/28/2020	N/A	N/A	14,730,553.51	0.00	0.00
Sub Total/Average					14,730,553.51	0.00	0.00
Total / Average					44,002,202.99	151,706.91	0.00

Mesa Water District
Portfolio Holdings
Investment Report | PARS Trust
Report Format: By CUSIP / Ticker
Group By: Portfolio Name
Average By: Market Value
Portfolio / Report Group: PARS OPEB Trust
As of 12/31/2021

Description	CUSIP/Ticker	Security Type	Face Amount/Shares	Cost Value	Market Value
PARS OPEB Trust					
Columbia Contrarian Fund	19766M709	Mutual Fund	5,293.31	135,780.28	180,342.50
DFA Large Cap	233203868	Mutual Fund	4,692.84	107,681.28	128,536.54
Dodge & Cox International	256206103	Mutual Fund	1,359.02	52,773.77	64,266.94
Dodge & Cox Stock Fund	256219106	Mutual Fund	632.26	115,982.18	155,069.29
Doubeline Core Fix Income	258620301	Mutual Fund	10,796.54	119,343.00	118,113.93
Harbor Capital Appreciation	411512528	Mutual Fund	929.44	76,195.77	93,780.29
Hartford Schroders	41665X859	Mutual Fund	5,818.96	102,617.71	110,909.57
iShares Russell Mid Cap	464287499	Mutual Fund	1,730.00	60,369.50	143,607.30
iShares SP500	464287408	Mutual Fund	459.00	59,816.59	71,893.17
MFS International	552746356	Mutual Fund	1,465.70	46,962.22	63,977.40
PGIM Total Return Bond	74440B884	Mutual Fund	8,223.88	120,936.41	119,163.01
PIMCO	693390841	Mutual Fund	3,109.34	28,085.34	28,077.33
Pimco Total Return Fund	693390700	Mutual Fund	11,588.75	121,950.50	119,016.40
Price T Rowe Growth	741479406	Mutual Fund	891.98	64,195.53	94,853.89
Undiscovered	904504479	Mutual Fund	1,616.09	105,294.40	134,894.60
US Bank PARS - OPEB Trust MM	MM4900	Money Market	40,355.85	40,355.85	40,355.85
Vanguard Growth & Income	921913208	Mutual Fund	3,349.22	262,155.70	349,291.39
Vanguard Real Estate	922908553	Mutual Fund	401.00	32,980.77	46,520.01
Vanguard Short Term	922031836	Mutual Fund	4,654.86	50,579.99	50,132.64
Victory RS	92647Q363	Mutual Fund	1,397.31	128,993.88	110,905.04
Sub Total / Average PARS OPEB Trust			108,765.35	1,833,050.67	2,223,707.09
Total / Average			108,765.35	1,833,050.67	2,223,707.09

Mesa Water District
Portfolio Holdings
Investment Report | PARS Trust
Report Format: By CUSIP / Ticker
Group By: Portfolio Name
Average By: Market Value
Portfolio / Report Group: PARS Pension Trust
As of 12/31/2021

Description	CUSIP/Ticker	Security Type	Face Amount/Shares	Cost Value	Market Value
PARS Pension Trust					
Columbia Contrarian Fund	19766M709	Mutual Fund	34,968.95	907,293.78	1,191,391.78
DFA Large Cap	233203868	Mutual Fund	35,265.09	800,256.33	965,910.69
Dodge & Cox International	256206103	Mutual Fund	9,953.91	410,822.00	470,720.52
Dodge & Cox Stock Fund	256219106	Mutual Fund	4,664.99	877,393.62	1,144,134.21
Doubeline Core Fix Income	258620301	Mutual Fund	81,128.39	892,248.08	887,544.32
Harbor Capital Appreciation	411512528	Mutual Fund	5,841.18	467,900.07	589,376.68
Hartford Schroders	41665X859	Mutual Fund	43,123.97	738,828.30	821,942.91
iShares Russell Mid Cap	464287499	Mutual Fund	13,001.00	308,630.16	1,079,213.01
iShares SP500	464287408	Mutual Fund	3,444.00	449,534.13	539,433.72
MFS International	552746356	Mutual Fund	10,287.74	346,020.86	449,060.64
PGIM Total Return Bond	74440B884	Mutual Fund	61,319.24	896,225.21	888,516.16
PIMCO	693390841	Mutual Fund	23,364.50	210,912.34	210,981.45
Pimco Total Return Fund	693390700	Mutual Fund	86,547.42	903,284.36	888,841.99
Price T Rowe Growth	741479406	Mutual Fund	6,115.55	432,914.99	650,328.66
Undiscovered	904504479	Mutual Fund	11,712.71	749,166.63	977,659.23
US Bank PARS - Pension Trust MM	MM4901	Money Market	1,012,982.12	1,012,982.12	1,012,982.12
Vanguard Growth & Income	921913208	Mutual Fund	21,807.46	1,662,163.97	2,274,299.91
Vanguard Real Estate	922908553	Mutual Fund	3,014.00	238,005.34	349,654.14
Vanguard Short Term	922031836	Mutual Fund	34,751.50	376,650.36	374,273.51
Victory RS	92647Q363	Mutual Fund	10,500.86	960,359.35	833,454.70
Sub Total / Average PARS Pension Trust			1,513,794.58	13,641,592.00	16,599,720.35
Total / Average			1,513,794.58	13,641,592.00	16,599,720.35

Mesa Water District
Transactions Summary
Quarterly Treasurer's Status Report - Investment Activity
Group By: Action
Portfolio / Report Group: PARS OPEB Trust
Begin Date: 09/30/2021, End Date: 12/31/2021

Description	CUSIP/Ticker	YTM @ Cost	Settlement Date	Maturity Date	Face Amount/Shares	Principal	Interest/Dividends	Total
Buy								
Pimco Total Return Fund	693390700	0.000	10/31/2021	N/A	21.569	222.38	0.00	222.38
PGIM Total Return Bond	74440B884	0.000	10/31/2021	N/A	18.416	268.14	0.00	268.14
Vanguard Short Term	922031836	0.000	10/31/2021	N/A	6.516	70.76	0.00	70.76
PIMCO	693390841	0.000	11/12/2021	N/A	112.962	1,020.05	0.00	1,020.05
Hartford Schroders	41665X859	0.000	11/12/2021	N/A	239.345	4,885.04	0.00	4,885.04
DFA Large Cap	233203868	0.000	11/12/2021	N/A	175.041	4,906.39	0.00	4,906.39
Pimco Total Return Fund	693390700	0.000	11/12/2021	N/A	424.723	4,374.65	0.00	4,374.65
Dodge & Cox International	256206103	0.000	11/12/2021	N/A	9.205	456.29	0.00	456.29
PGIM Total Return Bond	74440B884	0.000	11/12/2021	N/A	297.763	4,326.50	0.00	4,326.50
MFS International	552746356	0.000	11/12/2021	N/A	19.176	908.93	0.00	908.93
Vanguard Short Term	922031836	0.000	11/12/2021	N/A	6.756	73.10	0.00	73.10
Vanguard Short Term	922031836	0.000	11/12/2021	N/A	161.194	1,747.34	0.00	1,747.34
Doubeline Core Fix Income	258620301	0.000	11/12/2021	N/A	424.395	4,681.08	0.00	4,681.08
Pimco Total Return Fund	693390700	0.000	11/30/2021	N/A	21.655	223.48	0.00	223.48
PGIM Total Return Bond	74440B884	0.000	11/30/2021	N/A	19.88	289.45	0.00	289.45
Pimco Total Return Fund	693390700	0.000	12/1/2021	N/A	21.561	221.43	0.00	221.43
PGIM Total Return Bond	74440B884	0.000	12/1/2021	N/A	19.464	282.04	0.00	282.04
Vanguard Short Term	922031836	0.000	12/1/2021	N/A	6.406	68.99	0.00	68.99
Hartford Schroders	41665X859	0.000	12/2/2021	N/A	101.283	1,985.15	0.00	1,985.15
DFA Large Cap	233203868	0.000	12/2/2021	N/A	65.961	1,755.22	0.00	1,755.22
Undiscovered	904504479	0.000	12/2/2021	N/A	61.592	5,128.79	0.00	5,128.79
Dodge & Cox Stock Fund	256219106	0.000	12/2/2021	N/A	14.021	3,377.31	0.00	3,377.31
Dodge & Cox International	256206103	0.000	12/2/2021	N/A	27.407	1,284.03	0.00	1,284.03
MFS International	552746356	0.000	12/2/2021	N/A	3.036	137.49	0.00	137.49
Price T Rowe Growth	741479406	0.000	12/2/2021	N/A	11.296	1,306.54	0.00	1,306.54
Victory RS	92647Q363	0.000	12/2/2021	N/A	96.475	8,898.83	0.00	8,898.83
Harbor Capital Appreciation	411512528	0.000	12/2/2021	N/A	0.997	121.26	0.00	121.26
iShares Russell Mid Cap	464287499	0.000	12/2/2021	N/A	24.00	1,924.88	0.00	1,924.88
Columbia Contrarian Fund	19766M709	0.000	12/10/2021	N/A	639.641	21,408.78	0.00	21,408.78
MFS International	552746356	0.000	12/10/2021	N/A	96.626	4,167.48	0.00	4,167.48
Undiscovered	904504479	0.000	12/15/2021	N/A	38.998	3,176.01	0.00	3,176.01
Price T Rowe Growth	741479406	0.000	12/16/2021	N/A	78.148	8,219.65	0.00	8,219.65

Description	CUSIP/Ticker	YTM @ Cost	Settlement Date	Maturity Date	Face Amount/Shares	Principal	Interest/Dividends	Total
Undiscovered	904504479	0.000	12/20/2021	N/A	18.575	1,449.79	0.00	1,449.79
Dodge & Cox International	256206103	0.000	12/20/2021	N/A	34.409	1,559.05	0.00	1,559.05
Vanguard Growth & Income	921913208	0.000	12/21/2021	N/A	447.107	44,603.35	0.00	44,603.35
Dodge & Cox Stock Fund	256219106	0.000	12/21/2021	N/A	11.522	2,722.57	0.00	2,722.57
Harbor Capital Appreciation	411512528	0.000	12/21/2021	N/A	152.093	14,602.47	0.00	14,602.47
PGIM Total Return Bond	74440B884	0.000	12/23/2021	N/A	24.128	349.38	0.00	349.38
Pimco Total Return Fund	693390700	0.000	12/28/2021	N/A	27.82	285.71	0.00	285.71
Hartford Schroders	41665X859	0.000	12/29/2021	N/A	80.566	1,521.89	0.00	1,521.89
Vanguard Short Term	922031836	0.000	12/30/2021	N/A	16.959	182.48	0.00	182.48
Sub Total / Average Buy					4,078.687	159,194.15	0.00	159,194.15

Dividend								
PIMCO	693390841	0.000	10/31/2021	N/A	0.00	0.00	105.77	105.77
DFA Large Cap	233203868	0.000	10/31/2021	N/A	0.00	0.00	795.32	795.32
Pimco Total Return Fund	693390700	0.000	10/31/2021	N/A	0.00	0.00	222.38	222.38
PGIM Total Return Bond	74440B884	0.000	10/31/2021	N/A	0.00	0.00	268.14	268.14
Vanguard Short Term	922031836	0.000	10/31/2021	N/A	0.00	0.00	70.76	70.76
Doubeline Core Fix Income	258620301	0.000	10/31/2021	N/A	0.00	0.00	267.05	267.05
Doubeline Core Fix Income	258620301	0.000	11/1/2021	N/A	0.00	0.00	265.44	265.44
PIMCO	693390841	0.000	11/30/2021	N/A	0.00	0.00	103.40	103.40
Pimco Total Return Fund	693390700	0.000	11/30/2021	N/A	0.00	0.00	223.48	223.48
PGIM Total Return Bond	74440B884	0.000	11/30/2021	N/A	0.00	0.00	289.45	289.45
Vanguard Short Term	922031836	0.000	11/30/2021	N/A	0.00	0.00	73.10	73.10
PIMCO	693390841	0.000	12/1/2021	N/A	0.00	0.00	134.58	134.58
Pimco Total Return Fund	693390700	0.000	12/1/2021	N/A	0.00	0.00	221.43	221.43
PGIM Total Return Bond	74440B884	0.000	12/1/2021	N/A	0.00	0.00	282.04	282.04
Vanguard Short Term	922031836	0.000	12/1/2021	N/A	0.00	0.00	68.99	68.99
Doubeline Core Fix Income	258620301	0.000	12/1/2021	N/A	0.00	0.00	280.13	280.13
Columbia Contrarian Fund	19766M709	0.000	12/2/2021	N/A	0.00	0.00	17,938.98	17,938.98
Doubeline Core Fix Income	258620301	0.000	12/7/2021	N/A	0.00	0.00	326.92	326.92
Columbia Contrarian Fund	19766M709	0.000	12/9/2021	N/A	0.00	0.00	2,515.90	2,515.90
MFS International	552746356	0.000	12/9/2021	N/A	0.00	0.00	585.73	585.73
MFS International	552746356	0.000	12/9/2021	N/A	0.00	0.00	2,917.45	2,917.45
Columbia Contrarian Fund	19766M709	0.000	12/10/2021	N/A	0.00	0.00	953.90	953.90
MFS International	552746356	0.000	12/10/2021	N/A	0.00	0.00	664.30	664.30
Undiscovered	904504479	0.000	12/13/2021	N/A	0.00	0.00	1,119.79	1,119.79
Undiscovered	904504479	0.000	12/13/2021	N/A	0.00	0.00	2,056.22	2,056.22
Price T Rowe Growth	741479406	0.000	12/14/2021	N/A	0.00	0.00	5,957.21	5,957.21
Price T Rowe Growth	741479406	0.000	12/14/2021	N/A	0.00	0.00	2,262.44	2,262.44
DFA Large Cap	233203868	0.000	12/15/2021	N/A	0.00	0.00	1,268.98	1,268.98

Description	CUSIP/Ticker	YTM @ Cost	Settlement Date	Maturity Date	Face Amount/Shares	Principal	Interest/Dividends	Total
Victory RS	92647Q363	0.000	12/16/2021	N/A	0.00	0.00	17,284.80	17,284.80
iShares SP500	464287408	0.000	12/17/2021	N/A	0.00	0.00	349.53	349.53
iShares Russell Mid Cap	464287499	0.000	12/17/2021	N/A	0.00	0.00	444.18	444.18
Vanguard Growth & Income	921913208	0.000	12/20/2021	N/A	0.00	0.00	11,216.72	11,216.72
Vanguard Growth & Income	921913208	0.000	12/20/2021	N/A	0.00	0.00	31,211.49	31,211.49
Undiscovered	904504479	0.000	12/20/2021	N/A	0.00	0.00	1,449.79	1,449.79
Dodge & Cox Stock Fund	256219106	0.000	12/20/2021	N/A	0.00	0.00	2,098.11	2,098.11
Dodge & Cox Stock Fund	256219106	0.000	12/20/2021	N/A	0.00	0.00	2,098.11	2,098.11
Dodge & Cox Stock Fund	256219106	0.000	12/20/2021	N/A	0.00	0.00	84.42	84.42
Dodge & Cox International	256206103	0.000	12/20/2021	N/A	0.00	0.00	1,559.05	1,559.05
Harbor Capital Appreciation	411512528	0.000	12/20/2021	N/A	0.00	0.00	14,602.47	14,602.47
Vanguard Growth & Income	921913208	0.000	12/21/2021	N/A	0.00	0.00	2,175.14	2,175.14
Dodge & Cox Stock Fund	256219106	0.000	12/21/2021	N/A	0.00	0.00	540.04	540.04
PGIM Total Return Bond	74440B884	0.000	12/23/2021	N/A	0.00	0.00	349.38	349.38
Pimco Total Return Fund	693390700	0.000	12/28/2021	N/A	0.00	0.00	285.71	285.71
Hartford Schroders	41665X859	0.000	12/29/2021	N/A	0.00	0.00	1,521.89	1,521.89
Vanguard Short Term	922031836	0.000	12/29/2021	N/A	0.00	0.00	182.48	182.48
Vanguard Real Estate	922908553	0.000	12/30/2021	N/A	0.00	0.00	422.29	422.29
Doubeline Core Fix Income	258620301	0.000	12/31/2021	N/A	0.00	0.00	274.29	274.29
Sub Total / Average Dividend					0.00	0.00	130,389.17	130,389.17

Sell

iShares SP500	464287408	0.000	11/12/2021	N/A	6.00	926.18	0.00	926.18
Vanguard Growth & Income	921913208	0.000	11/12/2021	N/A	56.82	6,710.46	0.00	6,710.46
Undiscovered	904504479	0.000	11/12/2021	N/A	85.99	7,572.46	0.00	7,572.46
Dodge & Cox Stock Fund	256219106	0.000	11/12/2021	N/A	12.56	3,161.23	0.00	3,161.23
Columbia Contrarian Fund	19766M709	0.000	11/12/2021	N/A	16.20	623.41	0.00	623.41
Price T Rowe Growth	741479406	0.000	11/12/2021	N/A	13.79	1,706.14	0.00	1,706.14
Victory RS	92647Q363	0.000	11/12/2021	N/A	3.81	387.67	0.00	387.67
Harbor Capital Appreciation	411512528	0.000	11/12/2021	N/A	15.45	1,974.95	0.00	1,974.95
iShares Russell Mid Cap	464287499	0.000	11/12/2021	N/A	47.00	3,978.86	0.00	3,978.86
PIMCO	693390841	0.000	12/2/2021	N/A	89.46	797.13	0.00	797.13
iShares SP500	464287408	0.000	12/2/2021	N/A	3.00	446.65	0.00	446.65
Vanguard Growth & Income	921913208	0.000	12/2/2021	N/A	37.77	4,357.00	0.00	4,357.00
Vanguard Real Estate	922908553	0.000	12/2/2021	N/A	9.00	968.03	0.00	968.03
Columbia Contrarian Fund	19766M709	0.000	12/2/2021	N/A	1.07	39.74	0.00	39.74
Pimco Total Return Fund	693390700	0.000	12/2/2021	N/A	538.82	5,555.27	0.00	5,555.27
PGIM Total Return Bond	74440B884	0.000	12/2/2021	N/A	363.61	5,301.49	0.00	5,301.49
Vanguard Short Term	922031836	0.000	12/2/2021	N/A	18.35	198.18	0.00	198.18
Vanguard Short Term	922031836	0.000	12/2/2021	N/A	19.31	208.55	0.00	208.55

Description	CUSIP/Ticker	YTM @ Cost	Settlement Date	Maturity Date	Face Amount/Shares	Principal	Interest/Dividends	Total
Vanguard Short Term	922031836	0.000	12/2/2021	N/A	25.79	278.58	0.00	278.58
Vanguard Short Term	922031836	0.000	12/2/2021	N/A	134.24	1,449.74	0.00	1,449.74
Doubeline Core Fix Income	258620301	0.000	12/2/2021	N/A	462.05	5,087.15	0.00	5,087.15
Sub Total / Average Sell					1,960.09	51,728.87	0.00	51,728.87

Mesa Water District
Transactions Summary
Quarterly Treasurer's Status Report - Investment Activity
Group By: Action
Portfolio / Report Group: PARS Pension Trust
Begin Date: 09/30/2021, End Date: 12/31/2021

Description	CUSIP/Ticker	YTM @ Cost	Settlement Date	Maturity Date	Face Amount/Shares	Principal	Interest/Dividends	Total
Buy								
PIMCO	693390841	0.000	11/12/2021	N/A	636.68	5,749.20	0.00	5,749.20
Hartford Schroders	41665X859	0.000	11/12/2021	N/A	1,429.098	29,167.90	0.00	29,167.90
DFA Large Cap	233203868	0.000	11/12/2021	N/A	1,012.302	28,374.83	0.00	28,374.83
Pimco Total Return Fund	693390700	0.000	11/12/2021	N/A	2,703.26	27,843.57	0.00	27,843.57
PGIM Total Return Bond	74440B884	0.000	11/12/2021	N/A	1,949.99	28,333.40	0.00	28,333.40
MFS International	552746356	0.000	11/12/2021	N/A	51.23	2,428.38	0.00	2,428.38
Vanguard Short Term	922031836	0.000	11/12/2021	N/A	990.91	10,741.48	0.00	10,741.48
Doubeline Core Fix Income	258620301	0.000	11/12/2021	N/A	2,446.03	26,979.73	0.00	26,979.73
Hartford Schroders	41665X859	0.000	12/2/2021	N/A	565.875	11,091.15	0.00	11,091.15
DFA Large Cap	233203868	0.000	12/2/2021	N/A	331.766	8,828.29	0.00	8,828.29
Undiscovered	904504479	0.000	12/2/2021	N/A	411.416	34,258.60	0.00	34,258.60
Dodge & Cox Stock Fund	256219106	0.000	12/2/2021	N/A	84.433	20,337.35	0.00	20,337.35
Dodge & Cox International	256206103	0.000	12/2/2021	N/A	160.311	7,510.55	0.00	7,510.55
Price T Rowe Growth	741479406	0.000	12/2/2021	N/A	56.698	6,557.73	0.00	6,557.73
Victory RS	92647Q363	0.000	12/2/2021	N/A	679.987	62,721.96	0.00	62,721.96
iShares Russell Mid Cap	464287499	0.000	12/2/2021	N/A	135.00	10,827.46	0.00	10,827.46
Sub Total / Average Buy					13,644.986	321,751.58	0.00	321,751.58
Dividend								
PIMCO	693390841	0.000	10/31/2021	N/A	0.00	0.00	805.95	805.95
DFA Large Cap	233203868	0.000	10/31/2021	N/A	0.00	0.00	6,059.99	6,059.99
Pimco Total Return Fund	693390700	0.000	10/31/2021	N/A	0.00	0.00	1,691.69	1,691.69
PGIM Total Return Bond	74440B884	0.000	10/31/2021	N/A	0.00	0.00	2,039.08	2,039.08
Vanguard Short Term	922031836	0.000	10/31/2021	N/A	0.00	0.00	538.17	538.17
Doubeline Core Fix Income	258620301	0.000	10/31/2021	N/A	0.00	0.00	2,034.87	2,034.87
Doubeline Core Fix Income	258620301	0.000	11/1/2021	N/A	0.00	0.00	2,022.57	2,022.57
PIMCO	693390841	0.000	11/30/2021	N/A	0.00	0.00	783.92	783.92
Pimco Total Return Fund	693390700	0.000	11/30/2021	N/A	0.00	0.00	1,691.55	1,691.55
PGIM Total Return Bond	74440B884	0.000	11/30/2021	N/A	0.00	0.00	2,190.47	2,190.47
Vanguard Short Term	922031836	0.000	11/30/2021	N/A	0.00	0.00	553.47	553.47
PIMCO	693390841	0.000	12/1/2021	N/A	0.00	0.00	1,011.50	1,011.50
Pimco Total Return Fund	693390700	0.000	12/1/2021	N/A	0.00	0.00	1,660.69	1,660.69

Description	CUSIP/Ticker	YTM @ Cost	Settlement Date	Maturity Date	Face Amount/Shares	Principal	Interest/Dividends	Total
PGIM Total Return Bond	74440B884	0.000	12/1/2021	N/A	0.00	0.00	2,115.08	2,115.08
Vanguard Short Term	922031836	0.000	12/1/2021	N/A	0.00	0.00	517.74	517.74
Doubeline Core Fix Income	258620301	0.000	12/1/2021	N/A	0.00	0.00	2,114.93	2,114.93
Columbia Contrarian Fund	19766M709	0.000	12/2/2021	N/A	0.00	0.00	134,798.95	134,798.95
Doubeline Core Fix Income	258620301	0.000	12/7/2021	N/A	0.00	0.00	2,456.57	2,456.57
Columbia Contrarian Fund	19766M709	0.000	12/9/2021	N/A	0.00	0.00	18,905.25	18,905.25
MFS International	552746356	0.000	12/9/2021	N/A	0.00	0.00	21,922.92	21,922.92
MFS International	552746356	0.000	12/9/2021	N/A	0.00	0.00	4,401.41	4,401.41
Columbia Contrarian Fund	19766M709	0.000	12/10/2021	N/A	0.00	0.00	7,167.93	7,167.93
MFS International	552746356	0.000	12/10/2021	N/A	0.00	0.00	4,991.83	4,991.83
Undiscovered	904504479	0.000	12/13/2021	N/A	0.00	0.00	8,415.58	8,415.58
Undiscovered	904504479	0.000	12/13/2021	N/A	0.00	0.00	15,453.15	15,453.15
Price T Rowe Growth	741479406	0.000	12/14/2021	N/A	0.00	0.00	17,001.28	17,001.28
Price T Rowe Growth	741479406	0.000	12/14/2021	N/A	0.00	0.00	44,765.95	44,765.95
DFA Large Cap	233203868	0.000	12/15/2021	N/A	0.00	0.00	9,536.03	9,536.03
Victory RS	92647Q363	0.000	12/16/2021	N/A	0.00	0.00	129,896.66	129,896.66
iShares SP500	464287408	0.000	12/17/2021	N/A	0.00	0.00	2,622.59	2,622.59
iShares Russell Mid Cap	464287499	0.000	12/17/2021	N/A	0.00	0.00	3,338.03	3,338.03
Vanguard Growth & Income	921913208	0.000	12/20/2021	N/A	0.00	0.00	84,285.86	84,285.86
Vanguard Growth & Income	921913208	0.000	12/20/2021	N/A	0.00	0.00	234,532.76	234,532.76
Dodge & Cox Stock Fund	256219106	0.000	12/20/2021	N/A	0.00	0.00	15,767.61	15,767.61
Dodge & Cox Stock Fund	256219106	0.000	12/20/2021	N/A	0.00	0.00	634.44	634.44
Harbor Capital Appreciation	411512528	0.000	12/20/2021	N/A	0.00	0.00	109,729.17	109,729.17
Vanguard Growth & Income	921913208	0.000	12/21/2021	N/A	0.00	0.00	16,344.70	16,344.70
Undiscovered	904504479	0.000	12/21/2021	N/A	0.00	0.00	10,629.63	10,629.63
Dodge & Cox Stock Fund	256219106	0.000	12/21/2021	N/A	0.00	0.00	4,058.53	4,058.53
Dodge & Cox International	256206103	0.000	12/21/2021	N/A	0.00	0.00	11,715.74	11,715.74
PGIM Total Return Bond	74440B884	0.000	12/24/2021	N/A	0.00	0.00	2,618.95	2,618.95
Vanguard Short Term	922031836	0.000	12/29/2021	N/A	0.00	0.00	1,369.21	1,369.21
Hartford Schroders	41665X859	0.000	12/30/2021	N/A	0.00	0.00	11,436.95	11,436.95
Vanguard Real Estate	922908553	0.000	12/30/2021	N/A	0.00	0.00	3,174.04	3,174.04
Pimco Total Return Fund	693390700	0.000	12/30/2021	N/A	0.00	0.00	2,142.91	2,142.91
Doubeline Core Fix Income	258620301	0.000	12/31/2021	N/A	0.00	0.00	2,061.06	2,061.06
Sub Total / Average Dividend					0.00	0.00	964,007.36	964,007.36

Sell

iShares SP500	464287408	0.000	11/12/2021	N/A	87.00	13,429.51	0.00	13,429.51
Vanguard Growth & Income	921913208	0.000	11/12/2021	N/A	638.50	75,400.58	0.00	75,400.58
Vanguard Real Estate	922908553	0.000	11/12/2021	N/A	40.00	4,385.42	0.00	4,385.42
Undiscovered	904504479	0.000	11/12/2021	N/A	759.53	66,883.77	0.00	66,883.77

Description	CUSIP/Ticker	YTM @ Cost	Settlement Date	Maturity Date	Face Amount/Shares	Principal	Interest/Dividends	Total
Dodge & Cox Stock Fund	256219106	0.000	11/12/2021	N/A	129.41	32,561.35	0.00	32,561.35
Columbia Contrarian Fund	19766M709	0.000	11/12/2021	N/A	451.58	17,372.40	0.00	17,372.40
Dodge & Cox International	256206103	0.000	11/12/2021	N/A	20.33	1,007.86	0.00	1,007.86
Price T Rowe Growth	741479406	0.000	11/12/2021	N/A	161.15	19,942.56	0.00	19,942.56
Victory RS	92647Q363	0.000	11/12/2021	N/A	119.79	12,189.04	0.00	12,189.04
Harbor Capital Appreciation	411512528	0.000	11/12/2021	N/A	172.00	21,985.17	0.00	21,985.17
iShares Russell Mid Cap	464287499	0.000	11/12/2021	N/A	482.00	40,804.56	0.00	40,804.56
PIMCO	693390841	0.000	12/2/2021	N/A	785.24	6,996.49	0.00	6,996.49
iShares SP500	464287408	0.000	12/2/2021	N/A	35.00	5,210.94	0.00	5,210.94
Vanguard Growth & Income	921913208	0.000	12/2/2021	N/A	387.88	44,741.84	0.00	44,741.84
Vanguard Real Estate	922908553	0.000	12/2/2021	N/A	35.00	3,764.58	0.00	3,764.58
Vanguard Real Estate	922908553	0.000	12/2/2021	N/A	38.00	4,087.26	0.00	4,087.26
Columbia Contrarian Fund	19766M709	0.000	12/2/2021	N/A	172.79	6,412.35	0.00	6,412.35
Pimco Total Return Fund	693390700	0.000	12/2/2021	N/A	4,475.60	46,143.42	0.00	46,143.42
PGIM Total Return Bond	74440B884	0.000	12/2/2021	N/A	3,033.18	44,223.76	0.00	44,223.76
MFS International	552746356	0.000	12/2/2021	N/A	26.01	1,177.99	0.00	1,177.99
Vanguard Short Term	922031836	0.000	12/2/2021	N/A	179.06	1,933.80	0.00	1,933.80
Vanguard Short Term	922031836	0.000	12/2/2021	N/A	1,477.32	15,955.15	0.00	15,955.15
Doubeline Core Fix Income	258620301	0.000	12/2/2021	N/A	3,870.44	42,613.54	0.00	42,613.54
Harbor Capital Appreciation	411512528	0.000	12/2/2021	N/A	19.89	2,419.91	0.00	2,419.91
Sub Total / Average Sell					17,596.70	531,643.25	0.00	531,643.25



MONTHLY COMMITTEE

Major Staff Projects

Title	Comments	Status
Human Resource Information System/Payroll System	Human Resource Information System/Payroll System	In Process
Water Rate Study	Water Rate Study	In Process
2023 Budget	2023 Budget	In Process



*Dedicated to
Satisfying our Community's
Water Needs*

MEMORANDUM

TO: Board of Directors
FROM: Stacy Taylor, Water Policy Manager
DATE: February 22, 2022
SUBJECT: State Advocacy Update

RECOMMENDATION

Receive and file the State Advocacy Update.

STRATEGIC PLAN

Goal #7: Actively participate in regional and statewide water issues.

PRIOR BOARD ACTION/DISCUSSION

This item is provided at the monthly Board of Directors Committee meeting.

DISCUSSION

An updated State Advocacy report will be provided at the February 22, 2022 meeting.

FINANCIAL IMPACT

In Fiscal Year 2022, \$235,000 is budgeted for Support Services; \$109,265 has been spent to date.

ATTACHMENTS

None.



*Dedicated to
Satisfying our Community's
Water Needs*

MEMORANDUM

TO: Board of Directors
FROM: Stacy Taylor, Water Policy Manager
DATE: February 22, 2022
SUBJECT: Orange County Update

RECOMMENDATION

Receive and file the Orange County Update.

STRATEGIC PLAN

Goal #7: Actively participate in regional and statewide water issues.

PRIOR BOARD ACTION/DISCUSSION

This item is provided at the monthly Board of Directors Committee meeting.

DISCUSSION

The Mesa Water District (Mesa Water®) governmental relations program includes monitoring local and regional political issues and policy-setting authorities (i.e., County of Orange, Orange County Local Agency Formation Commission, etc.). An updated Orange County report will be provided at the February 22, 2022 meeting.

FINANCIAL IMPACT

In Fiscal Year 2022, \$235,000 is budgeted for Support Services; \$109,265 has been spent to date.

ATTACHMENTS

None.



*Dedicated to
Satisfying our Community's
Water Needs*

MEMORANDUM

TO: Board of Directors
FROM: Celeste Carrillo, Public Affairs Coordinator
DATE: February 22, 2022
SUBJECT: Outreach Update

RECOMMENDATION

Receive and file the Outreach Update.

STRATEGIC PLAN

Goal #4: Increase public awareness about Mesa Water and about water.
Goal #6: Provide outstanding customer service.
Goal #7: Actively participate in regional and statewide water issues.

PRIOR BOARD ACTION/DISCUSSION

This item is provided at the monthly Board of Directors Committee meeting.

DISCUSSION

Mesa Water District's (Mesa Water®) outreach program aims to connect Mesa Water with its constituents in order to achieve Goal #4 of the Board of Directors' (Board) Strategic Plan. Outreach activities are also designed to achieve the Strategic Plan goals related to customer service and/or regional water issues involvement by educating and informing the District's constituents about Mesa Water, water issues, and water in general. Mesa Water's constituents include external audiences, such as customers, community members, elected officials, industry colleagues, media, water districts and special districts – as well as internal audiences, such as staff, retirees and Board members.

Upcoming Fiscal Year 2022 Events

- Water Issues Study Group - Saturday, April 23, 2022

The benefits of Mesa Water's outreach program include:

- Informing constituents about Southern California's perpetual drought, the historical drought facing California, and the importance of developing local and cost-effective sources of safe, reliable water for Mesa Water's service area and the region at large;
- Educating constituents about the importance of water and water stewardship, in order to sustain Southern California's population, quality of life, business, and economy;
- Educating constituents about Mesa Water's stewardship of ratepayer funds and financial responsibility to fund, invest in, and save for the current and future provision of safe and reliable water for the District's service area;
- Informing constituents of the District's infrastructure improvements to ensure water quality and water reliability for its service area;



- Learning from constituents and evolving as a well-informed Board of Directors;
- Promoting water use efficiency to Mesa Water's customers and community members to help them save water, money, and the environment;
- Ensuring, for public health and safety reasons, that Mesa Water customers and community members identify the District as their water provider and as the source of information about water in emergency situations;
- Supporting Mesa Water's service area as an actively involved participant in programs that provide added value and benefits to the community;
- Informing the media of Mesa Water's activities that benefit the District's customers and community;
- Empowering Mesa Water's Board and staff with information that will help them provide the best possible service to the District's customers and community members; and,
- Strengthening Mesa Water's industry relations to provide opportunities for improving the District's business and operations -- including the areas of financial and human resources strength, infrastructure and technological innovation, and setting/supporting policies that have a positive impact on Mesa Water's service area -- so that the District can continue to provide safe, high-quality, reliable, and affordable water to its customers.

FINANCIAL IMPACT

In Fiscal Year 2022, \$590,920 is budgeted for Public Affairs Support Services; \$305,140 has been spent to date.

ATTACHMENTS

None.



*Dedicated to
Satisfying our Community's
Water Needs*

MEMORANDUM

TO: Board of Directors
 FROM: Marwan Khalifa, CPA, MBA, Chief Financial Officer
 DATE: February 22, 2022
 SUBJECT: Fiscal Year 2022 Second Quarter Financial Update

RECOMMENDATION

Receive and file the Fiscal Year 2022 Second Quarter Financial Update.

STRATEGIC PLAN

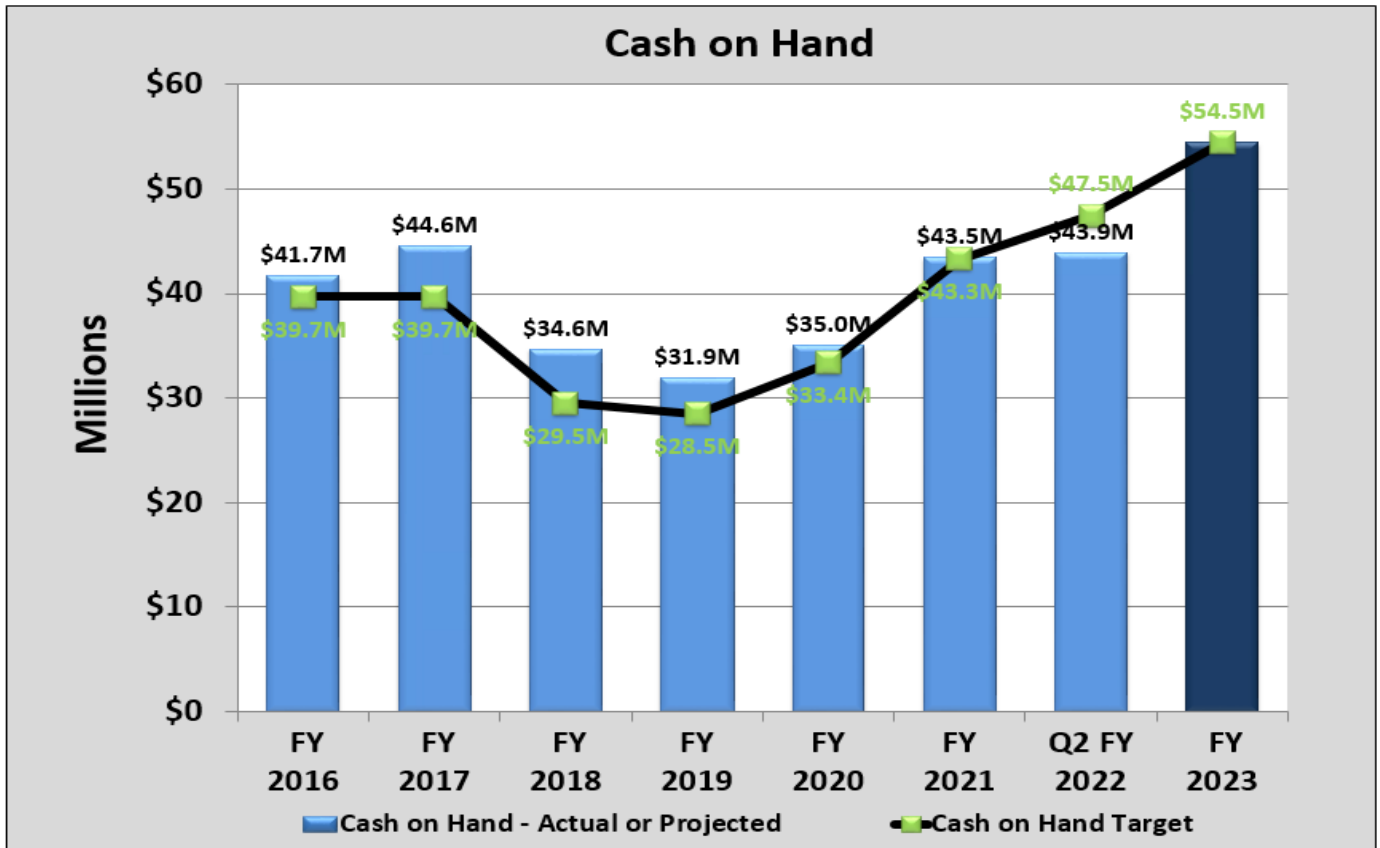
- Goal #1: Provide a safe, abundant, and reliable water supply.
- Goal #2: Practice perpetual infrastructure renewal and improvement.
- Goal #3: Be financially responsible and transparent.

PRIOR BOARD ACTION/DISCUSSION

At its May 13, 2021 meeting, the Board of Directors (Board) approved the Fiscal Year (FY) 2022 Budget.

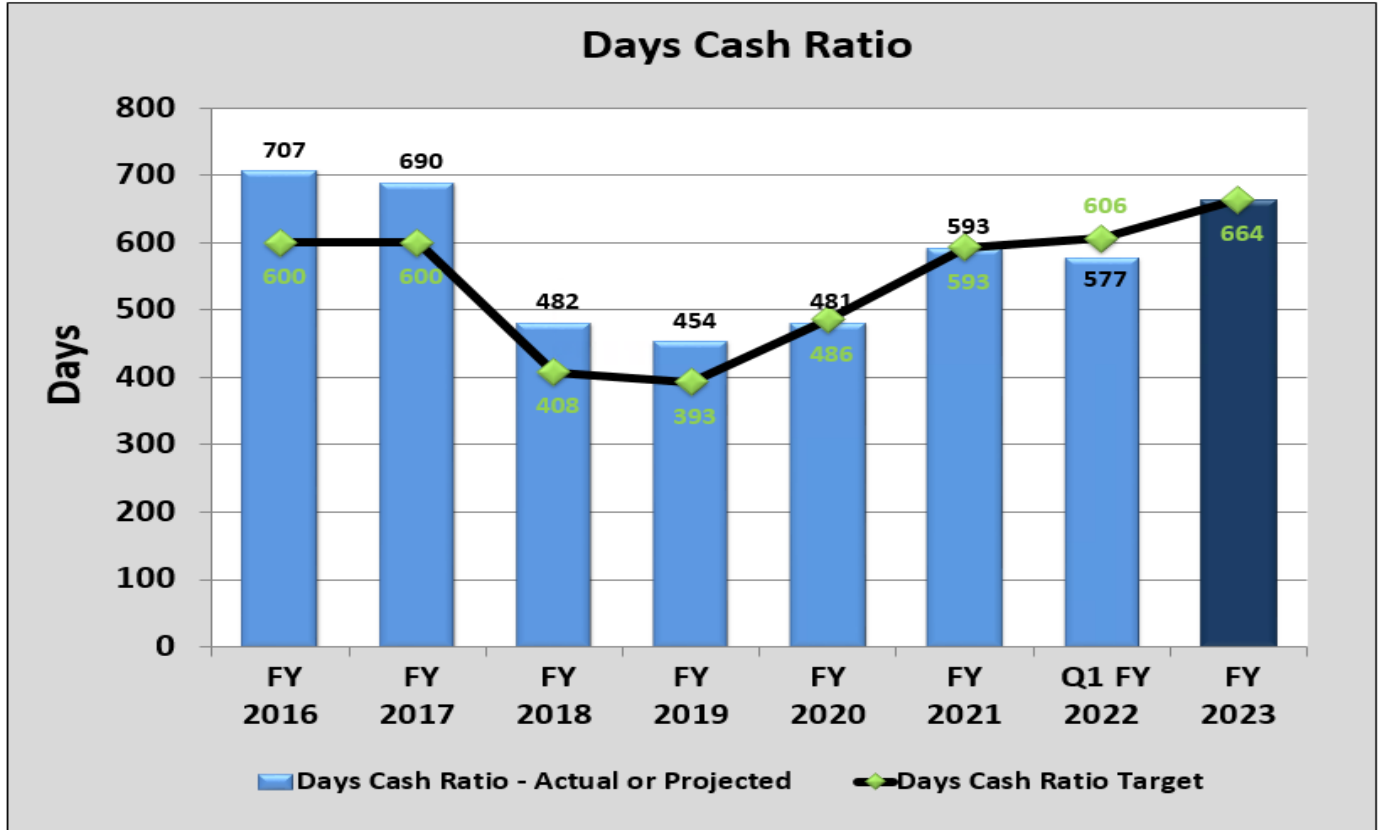
DISCUSSION

Through the second quarter of FY 2022, Cash on Hand totaled \$43,894,076. Cash on Hand of \$43,894,076 is below the budgeted year-end cash balance of \$47,458,438.





Additionally, 577 Days Cash is below the forecasted Days Cash estimate of 606 days at year end by 29 days.



Water production is below budget through the second quarter by approximately 1.4%. However, water sales are greater than budget due to timing of invoices and accruals.

The mix of water production between clear and amber water has varied which is depicted in the table below:

	Acre Feet		
	Budgeted	Actual	Variance
Clear Water	6,594	6,610	16
Amber Water	1,970	1,837	(133)
Basin Managed (CPTP) Water	-	-	-
Import Water	-	-	-
In-Lieu Water	-	-	-
Total	8,564	8,448	(117)



Clear and amber water costs have a combined favorable variance of \$383,573 due to production pumping being slightly below budgeted. There was no CPTP budgeted for FY 2022.

Total operating revenues year-to-date have an unfavorable balance of \$12,758 or approximately -0.6%. This is a result of recycled water consumption being lower than expected and the timing of accrual entries. Additionally, operating expenses through the second quarter have a favorable balance of \$1,081,169 or approximately 7.2%. This is predominately a result of lower than budgeted General and Administrative expenses and water production costs. As a result, operating income through December 31, 2021 has a favorable balance of \$982,124 or approximately 30.4%.

In addition, non-operating revenue, net of expenses, through the second quarter of FY 2022 has a favorable balance of \$86,472 or approximately 7.8%. This is mostly due to investment earnings slightly over-performing.

Overall, the Change in Net Position has a favorable balance of \$921,341 or approximately 33.2% through December 31, 2021.

ATTACHMENTS

Attachment A: Statement of Revenues, Expenses, and Changes in Net Position for the Six Months Ended 12/31/2021



Statement of Revenues, Expenses, and Changes in Net Position For the Six Months Ended 12/31/2021

	FY2022 YTD BUDGET	FY2022 YTD ACTUAL	Variance
OPERATING REVENUES:			
Water consumption sales	\$ 15,744,856	\$ 16,038,669	\$ 293,813
Monthly meter service charge	4,455,072	4,352,202	(102,870)
Recycled water sales	842,082	721,752	(120,330)
Concession from governmental agencies (CPTP)	-	-	-
Other charges and services	197,500	114,129	(83,371)
TOTAL OPERATING REVENUES	21,239,510	21,226,752	(12,758)
OPERATING EXPENSES:			
Imported sources of supply	231,850	209,895	21,955
Basin managed water	25,000	-	25,000
Clear water cost	4,198,335	3,936,681	261,654
Amber water cost	1,812,402	1,690,483	121,919
Recycled water	596,395	462,663	133,732
Transmission and distribution	3,487,735	3,382,619	105,116
General and administrative	4,732,083	4,320,290	411,793
TOTAL OPERATING EXPENSES	15,083,800	14,002,631	1,081,169
OPERATING INCOME BEFORE DEPRECIATION AND AMORTIZATION:	6,155,710	7,224,121	1,068,411
Depreciation and amortization	(2,925,000)	(3,011,287)	(86,287)
OPERATING INCOME (LOSS)	3,230,710	4,212,834	982,124
NONOPERATING REVENUES / (EXPENSES):			
Bond issuance costs	-	-	-
Investment earnings	225,000 *	275,931 *	50,931
Interest expense - long term debt	(1,324,601)	(1,283,053)	41,548
Impairment of capital assets & termination of lease	(7,500)	-	7,500
Other non-operating, net	-	(13,507)	(13,507)
NONOPERATING REVENUES / (EXPENSES)	(1,107,101)	(1,020,629)	86,472
INCOME BEFORE CAPITAL CONTRIBUTIONS	2,123,609	3,192,205	1,068,596
CAPITAL CONTRIBUTIONS:			
Capacity and installation charges	195,000	-	(195,000)
Capital Grant (includes LRP)	332,700	286,352	(46,348)
Developers and others	125,000	219,093	94,093
TOTAL CAPITAL CONTRIBUTIONS	652,700	505,445	(147,255)
CHANGE IN NET POSITION	\$ 2,776,309	\$ 3,697,650	\$ 921,341

* Includes Pension Trust Earnings.



*Dedicated to
Satisfying our Community's
Water Needs*

MEMORANDUM

TO: Board of Directors
FROM: Celeste Carrillo, Public Affairs Coordinator
DATE: February 22, 2022
SUBJECT: 100% Local Public Awareness Campaign

RECOMMENDATION

Receive the presentation.

STRATEGIC PLAN

Goal #4: Increase public awareness about Mesa Water and about water.
Goal #6: Provide outstanding customer service.
Goal #7: Actively participate in regional and statewide water issues.

PRIOR BOARD ACTION

None.

DISCUSSION

In recognition of the 10th anniversary of Mesa Water District (Mesa Water®) providing 100% local water to its customers, staff will implement a public awareness campaign about the significance of this milestone and the benefits of local water. The campaign, planned to launch in early March 2022, will include:

- Newsletter article
- Direct-mail oversized postcard
- Press release
- Social media (year-long)

Staff will provide a presentation regarding the public awareness campaign at the February 22, 2022 meeting.

FINANCIAL IMPACT

In Fiscal Year 2022, \$590,920 is budgeted for Public Affairs Support Services; \$305,140 has been spent to date.

ATTACHMENTS

None.



*Dedicated to
Satisfying our Community's
Water Needs*

MEMORANDUM

TO: Board of Directors
FROM: Phil Lauri, P.E., Assistant General Manager
DATE: February 22, 2021
SUBJECT: Mainline Valve Replacement Project

RECOMMENDATION

Award a contract to Big Ben Engineering, Inc. for \$1,512,800 and a 10% contingency of \$151,280 for a total contract amount not to exceed \$1,664,080 to provide construction for the Mainline Valve Replacement Project Package 1, and authorize execution of the contract.

STRATEGIC PLAN

- Goal #1: Provide a safe, abundant, and reliable water supply.
- Goal #2: Practice perpetual infrastructure renewal and improvement.

PRIOR BOARD ACTION/DISCUSSION

At its March 12, 2020 meeting, the Board of Directors (Board) approved the Capital Improvement Program Renewal (CIPR) which includes the design and construction of the Mainline Valve Replacement Project.

At its January 25, 2022 Committee meeting, the Board received a presentation regarding the CIPR Program Quarterly Update which included the status of the Mainline Valve Replacement Project.

BACKGROUND

The Mainline Valve Replacement Project will replace or abandon approximately 160 mainline valves that have been identified as inoperable through the routine valve maintenance program and in accordance with Mesa Water District’s (Mesa Water®) Mainline Valve Spacing Policy. As part of the CIPR, these valves will be replaced in two separate bid packages.

DISCUSSION

The Request for Bids (RFB) for the Mainline Valve Replacement Project was sent to 16 general contractors who specialize in pipeline and distribution system construction. Four of the contractors attended the pre-bid meeting and bids were received from seven qualified contractors. The bids are summarized as follows:

Rank	Bidder	Amount
1	Big Ben Engineering, Inc.	\$ 1,512,800
2	Stephen Doreck Equipment Rentals, Inc.	\$ 1,753,905
3	GCI Construction, Inc.	\$ 2,038,843
4	Paulus Engineering, Inc.	\$ 2,695,050
5	CCL Contracting, Inc.	\$ 2,804,850
6	Mike Bubalo Construction Co., Inc.	\$ 3,244,250
7	T.E. Roberts, Inc.	\$ 4,450,673



The low bid submitted by Big Ben Engineering, Inc. was reviewed by Legal Counsel and the bid documents were found to be in compliance with all requirements. Reference checks indicated that Big Ben Engineering, Inc. is an experienced contractor for municipal pipelines and does excellent work while adhering to the approved project schedule. Big Ben Engineering, Inc.'s bid was 8% more than the Engineer's Estimate of \$1,400,000.

Staff recommends that the Board award a contract to Big Ben Engineering, Inc. for \$1,512,800 and a 10% contingency of \$151,280 for a total contract amount not to exceed \$1,664,080 to provide construction for the Mainline Valve Replacement Project Package 1, and authorize execution of the contract.

FINANCIAL IMPACT

In Fiscal Year 2022, \$1,100,000, is budgeted for the Mainline Valve Replacement Project; \$118,000 has been spent to date.

	Project Estimate <u>Amounts</u>	Project Cost <u>Amounts</u>
Initial Project Estimate	\$2,500,000	
Original Contracts		\$864,860
Change/Task Orders		\$ 0
Requested Funding		<u>\$1,664,080</u>
Revised Contracts		<u>\$2,528,940</u>
Actual Spent to Date		\$ 314,493
Revised Project Estimate	<u>\$2,640,000</u>	

ATTACHMENTS

None.



*Dedicated to
Satisfying our Community's
Water Needs*

MEMORANDUM

TO: Board of Directors
FROM: Marwan Khalifa, CPA, MBA, Chief Financial Officer
DATE: February 22, 2022
SUBJECT: Financial Auditor Selection

RECOMMENDATION

Determine the firms to be interviewed and direct staff to schedule an Adjourned Regular Board Meeting for March 8, 2022 to conduct the Financial Auditing Services interviews.

STRATEGIC PLAN

- Goal #1: Provide a safe, abundant, and reliable water supply.
- Goal #2: Practice perpetual infrastructure renewal and improvement.
- Goal #3: Be financially responsible and transparent.
- Goal #4: Increase public awareness about Mesa Water and about water.
- Goal #5: Attract and retain skilled employees.
- Goal #6: Provide outstanding customer service.
- Goal #7: Actively participate in regional and statewide water issues.

PRIOR BOARD ACTION

At its October 12, 2004 meeting, the Board of Directors (Board) adopted Resolution No. 1307 Establishing a Policy to Solicit Proposals for Outside Auditing Services Superseding Resolution No. 1226. Under Resolution No. 1307, at the discretion of the Board and upon conclusion of the initial three-year term, the Board may authorize up to two additional one-year renewals with the current firm. In addition, the policy imposed a limit of five consecutive annual audits by the same firm.

At its March 21, 2016 meeting, the Finance Committee reviewed Professional Auditing Services proposals from four firms and directed staff to agendize Financial Auditor Selection at the next Board Meeting.

At its April 14, 2016 meeting, the Board awarded a contract to White Nelson Diehl Evans LLP (WNDE) to perform annual financial audit services for fiscal years ending June 30, 2016, June 30, 2017 and June 30, 2018 with two optional one-year extensions.

At its April 18, 2016 workshop, the Board directed staff to agendize Financial Auditor Selection at a future Board meeting to reconsider the approved motion from the April 14, 2016 meeting.

At its May 19, 2016 meeting, the Board deferred Financial Auditor Selection to a future Finance Committee for further discussion.

At its June 20, 2016 meeting, the Finance Committee approved the scope of work within the existing Professional Auditing Services Request For Proposals, developed a scope of work and budget to conduct a Fraud Audit, and awarded a contract to WNDE to perform annual financial audit services for fiscal years ending June 30, 2016, June 30, 2017 and June 30, 2018 with two optional one-year extensions.



At its June 8, 2017 meeting, the Board adopted Resolution No. 1501 Establishing a Policy for the Selection Process for the Appointment of General Legal Counsel and Independent Auditor, Superseding Resolution No. 1307.

At its April 11, 2019 meeting, the Board approved two additional one-year renewals with WNDE to perform annual financial audit services for the fiscal years ending June 30, 2019 and June 30, 2020.

At its April 8, 2021 meeting, the Board approved a one-year contract extension, due to COVID-19 protocols, to CliftonLarsonAllen (formerly WNDE) to perform annual financial audit services for the fiscal year ending June 30, 2021.

At its January 25, 2022 Committee meeting, the Board received an information item on the Financial Auditor Selection.

DISCUSSION

CliftonLarsonAllen (CLA), formerly WNDE, has completed the last six annual financial audits and preparation of the Annual Comprehensive Financial Report (ACFR) for fiscal years ending June 30, 2016, June 30, 2017, June 30, 2018, June 30, 2019, June 30, 2020, and June 30, 2021.

According to Resolution No. 1501, the Board requires mandatory audit rotation when the then-present audit firm has completed five consecutive annual financial audits. Due to the ongoing COVID-19 pandemic, the Board made an exception and approved a one-year contract extension to CLA in April 2021.

Mesa Water District (Mesa Water®) solicited proposals in December 2021 from ten qualified firms to perform financial audit services for fiscal years ending June 30, 2022, June 30, 2023 and June 30, 2024 with one-year renewal options for each of the two following years.

The following three firms submitted proposals:

- Lance, Soll & Lunghard, LLP
- Nigro & Nigro, PC
- Vasquez + Company LLP

The successful firm shall possess sufficient resources to ensure that the demands of the District's audit needs will be met on a timely basis. This relationship will be on a contractual basis, as opposed to a staff position.

The recommended process to procure Financial Auditing Services is as follows:

- January 31, 2022 – Proposals will delivered to the Board;
- February 22, 2022 – At its Committee meeting, the Board will review, discuss rankings, and provide direction to staff on which firms will be interviewed; and,
- Week of March 7, 2022 – The Board will conduct interviews and make a final selection.



At its February 22, 2022 Committee meeting, the Board will review, discuss rankings, and provide direction to staff on which audit firms will be interviewed.

FINANCIAL IMPACT

In Fiscal Year 2023, \$40,000 will be budgeted for Financial Auditing Services in the proposed Fiscal Year 2023 budget.

ATTACHMENTS

None.

REPORTS:

15. REPORT OF THE GENERAL MANAGER

REPORTS:

16. DIRECTORS' REPORTS AND COMMENTS

There are no support materials for this item.