



*Dedicated to
Satisfying our Community's
Water Needs*

**AGENDA
MESA WATER DISTRICT
BOARD OF DIRECTORS
Tuesday, May 24, 2022
1965 Placentia Avenue, Costa Mesa, CA 92627
3:30 p.m. Adjourned Regular Board Meeting**

BOARD OF DIRECTORS COMMITTEE MEETING

CALL TO ORDER

PLEDGE OF ALLEGIANCE

PUBLIC COMMENTS

Items Not on the Agenda: Members of the public are invited to address the Board regarding items which are not appearing on the posted agenda. Each speaker shall be limited to three minutes. The Board will set aside 30 minutes for public comments for items not appearing on the posted agenda.

Items on the Agenda: Members of the public shall be permitted to comment on agenda items before action is taken, or after the Board has discussed the item. Each speaker shall be limited to three minutes. The Board will set aside 60 minutes for public comments for items appearing on the posted agenda.

ITEMS TO BE ADDED, REMOVED, OR REORDERED ON THE AGENDA

At the discretion of the Board, all items appearing on this agenda, whether or not expressly listed as an Action Item, may be deliberated and may be subject to action by the Board.

CONSENT CALENDAR ITEMS:

Approve all matters under the Consent Calendar by one motion unless a Board member, staff, or a member of the public requests a separate action.

1. Receive and file the Developer Project Status Report.
2. Receive and file the Mesa Water and Other Agency Projects Status Report.
3. Receive and file the Water Quality Call Report.
4. Receive and file the Water Operations Status Report.
5. Receive and file the Accounts Paid Listing.
6. Receive and file the Monthly Financial Reports.
7. Receive and file the Major Staff Projects.
8. Receive and file the State Advocacy Update.
9. Receive and file the Orange County Update.
10. Receive and file the Outreach Update.
11. Receive and file the Fiscal Year 2022 Third Quarter Financial Update.



PRESENTATION AND DISCUSSION ITEMS:

12. COMMUNITY CHOICE AGREEMENTS:

Recommendation: Receive the presentation.

13. CUSTOMER ANNIVERSARY PROGRAM:

Recommendation: Receive the presentation.

ACTION ITEMS:

NONE

REPORTS:

14. REPORT OF THE GENERAL MANAGER

15. DIRECTORS' REPORTS AND COMMENTS

INFORMATION ITEMS:

16. OTHER (NO ENCLOSURE)

CLOSED SESSION:

17. CONFERENCE WITH SPECIAL LEGAL COUNSEL – EXISTING LITIGATION:
Pursuant to California Government Code Sections 54956.9 (a) and 54957.1 (a) (2) -
based on existing facts and circumstances, the Board is meeting with Special Legal
Counsel.

Number of Cases: 1

In compliance with California law and the Americans with Disabilities Act, if you need disability-related modifications or accommodations, including auxiliary aids or services in order to participate in the meeting, or if you need the agenda provided in an alternative format, please call the District Secretary at (949) 631-1205. Notification 48 hours prior to the meeting will enable Mesa Water District (Mesa Water®) to make reasonable arrangements to accommodate your requests.

Members of the public desiring to make verbal comments using a translator to present their comments into English shall be provided reasonable time accommodations that are consistent with California law.

Agenda materials that are public records, which have been distributed to a majority of the Mesa Water Board of Directors (Board), will be available for public inspection at the District Boardroom, 1965 Placentia Avenue, Costa Mesa, CA and on Mesa Water's website at www.MesaWater.org. If materials are distributed to the Board less than 72 hours prior or during the meeting, the materials will be available at the time of the meeting.

**ADJOURN TO A REGULAR BOARD MEETING SCHEDULED FOR WEDNESDAY, JUNE 8,
2022 AT 4:30 P.M.**

DEVELOPER PROJECT STATUS REPORT

PROJECT STATUS - DEVELOPER PROJECTS			
FILE NO.	PROJECT ADDRESS	PROJECT DESCRIPTION	PROJECT NOTES/STATUS
C0013-22-01	Randolph Avenue and Saint Clair Street		Application for New Services received on 10/27/2020 and plan check fees are waived. 1st Plan check submitted on 8/25/21 and returned on 8/30/21. 2nd Plan check submitted on 9/14/21 and returned on 9/18/21. Permit issued on 11/29/21. Precon held on 12/7/21. Services located for Contractor on 1/6/22. Hot tap completed on 2/16/22. Meters installed and Backflows tested on 3/1/22. (5/13/22)
C0014-21-01	1170 Baker Street, Units C and D	Commercial Building	Plans received on 7/15/20 and plan check fees paid on 7/20/20. Redlines returned on 7/23/20. 2nd Plan check submitted 8/13/20 and redlines returned on 8/14/20. 3rd Plan check submitted 8/31/20 and returned on 9/6/20. Permit issued on 10/23/20. Inspector visited site on 11/16/21 to check status of project. No work is being done at this time. Waiting for Contractor to call for Inspection. (5/13/22)
C0071-20-01	2277 Harbor Boulevard	Apartment Complex	Plans received and plan check fees paid on 3/17/20 and redlines returned on 3/26/20. 2nd Plan check received on 3/31/20. 2nd plan check submitted on 4/5/20 and redlines returned on 4/8/20. Quitclaim exemption on 10/9/20. Permit issued on 12/22/20. Precon held on 4/22/21. Future hydrant placement inspected on 5/13/21. Hot Tapping inspected on 6/23/21. Second Precon with new Contractor held on 7/14/21. Shutdown for Abandonment on 8/10/21. Pressure test and thrust block placement on 10/11/21. Chlorination swab and Flow Thru tests performed on 10/13/21. Bac-T tests completed on 10/28/21. (5/13/22)
C0092-19-01	2089 Harbor Blvd. (Harbor and Hamilton)	28 New Townhomes	Plans received and plan check fees paid on 4/23/19. 1st plan check submitted 4/23/19 and redlines to be picked up on 5/6/19. 2nd plan check submitted on 6/11/19 and redlines picked up on 6/18/19. 3rd Plan Check submitted on 11/25/19 and redlines returned to customer on 11/27/19. 4th Plan Check submitted on 2/4/20 and redlines emailed to customer on 2/12/20. Permit issued 6/6/20. Precon meeting held on 6/25/20. Hot taps done on 10/9/20, 10/12/20, 10/13/20. 29 Meters installed on 10/15/20. Shutdown to tie in the fireline on 10/15/20. Two Backflows tested on 10/23/20. Abandonment completed on 10/28/20. Meter install on 11/2/20. Service abandonments performed on 1/7/21. Flow tests performed on two buildings on 3/18/21. Flow thru test for seven homes completed on 8/18/21, and another 10 homes on 10/11/21, and again on tested on 10/13/21. Flowthru tests completed on 2/3/22. Chlorination flushing, pressure tests, Bac-T tess done on 2/8/22. Final Flowthru tests completed on 3/24/22. (5/13/22)

DEVELOPER PROJECT STATUS REPORT

PROJECT STATUS - DEVELOPER PROJECTS			
FILE NO.	PROJECT ADDRESS	PROJECT DESCRIPTION	PROJECT NOTES/STATUS
C0102-20-02	3550 Cadillac Avenue	Commercial	Plans received and plan check fees paid on 11/25/19. 1st Plan check submitted 11/25/19 and redlines emailed on 12/4/19. Issued plan check application termination to Owner due to non-responsiveness to complete plan check process. 2nd Plan check submitted on 7/2/20 and returned on 7/5/20. 3rd Plan check submitted on 7/25/21 and returned on 7/31/21. 4th Plan check submitted on 8/24/21 and returned on 8/29/21. 5th Plan check submitted on 10/11/21 and returned on 10/12/21. 6th Plan check submitted on 10/22/21 and returned on 10/23/21. 7th Plan Check received 2/15/22 and returned on 2/17/22. (5/13/22)
C0105-20-01	3333 Avenue of the Arts	Commercial	Plans received and plan check fees paid on 7/24/19. 1st Plan check submitted 7/26/19 and redlines to be picked up on 7/26/19. 2nd Plan check submitted on 8/30/19 and resubmitted on 9/11/19. 3rd plan check resubmitted on 10/8/19. Permit approved and final fees paid on 10/24/19. Precon held on 11/24/19. Temporary RW pipeline inspected and approved on 11/27/19 and report sent to DDW on 12/4/19. Precon meeting conducted on 3/5/21. Mainline and Fireline excavations inspected on 3/12/21. Services installed on 4/1/21. Meters installed on 4/6/21. Backflow tests performed on 4/7/21. Backfill and compaction completed on 4/8/21. Meter installed and locked off on 5/17/21. Cross connection test #1 of #2 completed 1/12/22. Shutdown to tie-in to Backflow on 1/19/22. Backflow tests passed on 4/7/22. Shutdown to tie-into Backflow on 1/19/22. Hydrant work Precon held on 4/28/22. Excavating done on 5/2/22 and 5/3/22. (5/13/22)
C0137-20-01	3001 Murray Lane	Single Family Home	Plans received and plan check fees paid on 2/28/20. 1st Plan check submitted on 2/28/20 and redlines returned on 3/9/20. 2nd submittal submitted on 9/30/20 and returned on 10/11/20. 3rd Plan check submitted on 4/30/21 and returned on 5/2/21. 3rd Plan check submitted on 5/2/21 and returned on 5/2/21. Permit issued on 10/5/21. Waiting for Owner to call for Inspection. (5/13/22)
C0150-20-02	165 Merrill Place	Single Family Home	Plans received on 7/3/20 and plan check fees paid on 6/25/20. 1st Plan check submitted on 6/25/20 and redlines returned on 7/5/20. Rescinded permit on 9/16/20. 2nd Plan check submitted 9/28/20 and returned on 9/29/20. Issued permit on 10/27/20. Precon held on 3/17/21. Inspector visited site on 11/15/21 to check status of project. Waiting for Contractor to call for Inspection. (5/13/22)

DEVELOPER PROJECT STATUS REPORT

PROJECT STATUS - DEVELOPER PROJECTS			
FILE NO.	PROJECT ADDRESS	PROJECT DESCRIPTION	PROJECT NOTES/STATUS
C0152-21-01	369 Costa Mesa Street	Single Family Home	Plans received on 7/21/20 and plan check fees paid on 7/15/20. 1st Plan check submitted on 7/22/20 and redlines returned on 7/22/20. 2nd Plan check submitted on 8/6/21 and returned on 8/13/21. Permit issued 11/9/21. Precon held on 4/27/22. (5/13/22)
C0158-21-01	396 E. 21st Street	Mobile Home Park	Plan check fees paid on 8/13/20 and Application for New Service submitted on 8/7/20. 1st Plan check submitted on 7/30/20 and returned on 8/15/20. 2nd Plan check submitted on 9/2/20 was rejected. Revised 2nd Plan check submitted on 9/10/20 and returned on 9/12/20. Issued permit on 10/27/20. Precon held on 5/27/21. Inspector visited site on 11/15/21 to check status of project. Just vacant land currently. Waiting for Contractor to call for next inspection and extending permit for 6 months. (5/13/22)
C0165-21-01	2110 Monrovia Avenue	Single Family Home	Plan check fees paid and Application for New Service submitted on 9/3/20. 1st Plan check submitted on 9/2/20 and returned on 9/6/20. Issued permit on 9/17/20. Inspector visited site on 11/15/21 to check status of project. No work is being done at this time. Waiting for Contractor to call for next inspection and extending permit for 6 months. (5/13/22)
C0169-21-01	785 Center Street	Single Family Home	Plan check fees paid and Application for New Service submitted on 9/14/20. 1st Plan check submitted on 9/14/20 and returned on 9/18/20. 2nd Plan check submitted on 9/24/20 and returned on 9/25/20. Issued permit on 10/5/20. Site presurvey completed on 12/28/20. Inspector visited site on 11/15/21 to check status of project. No work is being done at this time. Waiting for Contractor to call for next inspection and extending permit for 6 months. (5/13/22)
C0176-21-01	752-756 W. 19th Street	Mix Use	Application for New Service and plan Check Fees submitted on 12/21/20. 1st Plan check submitted on 12/21/20 and returned on 12/23/20. 2nd Plan check submitted 1/25/21 and returned on 2/2/21. 3rd Plan check submitted on 2/15 and returned on 2/15/21. 4th Plan check submitted on 11/16/21 and returned on 11/20/21. 5th Plan check submitted on 11/21/21 and returned on 11/21/21. 6th Plan check resubmitted on 11/23/21 and returned on 11/23/21. 7th Plan Check submitted on 11/29/21 and returned on 11/30/21. 8th Plan Check submitted on 12/3 and returned on 12/4. Permit issued on 1/10/22. Precon held on 2/22/22. Hot Tap and Services installed on 4/18/22. (5/13/22)

DEVELOPER PROJECT STATUS REPORT

PROJECT STATUS - DEVELOPER PROJECTS			
FILE NO.	PROJECT ADDRESS	PROJECT DESCRIPTION	PROJECT NOTES/STATUS
C0177-21-01	2141 Orange Avenue	Single Family Home	Application for New Service and Plan Check Fee submitted on 12/21/20 and returned on 12/23/20. 2nd Plan check submitted on 12/24/20 and returned on 12/24/20. Issued permit on 1/5/21. Inspector visited site on 11/15/21 to check status of project. Waiting for Contractor to call for inspection. (5/13/22)
C0183-21-01	148 E. 22nd Street	St. Mary Armenian Church	Plan Check Fee received on 2/4/21 and Application for New Service received on 6/22/21. 1st Plan check submitted on 6/22/21 and returned on 7/3/21. 2nd Plan check submitted on 9/15/21 and returned on 9/18/21. Permit issued on 11/16/21. Precon completed 2/7/22 and project to be built in 2 phases. Test shutdown on 2/11/22. Shutdown to Cut-in Tee completed on 2/14/22. Chlorination flush, swab, pressure test done on 2/22/22, and Chlorination flush again on 2/23/22. (5/13/22)
C0184-21-01	238 Flower Street	Single Family Home	Application for New Service submitted on 02/2/21 and Plan Check Fee received on 02/01/21. 1st Plan check submitted on 02/16/21 and redlines returned on 2/20/21. 2nd Plan Check submitted on 2/25/21 and returned on 2/28/21. Issued permit on 3/5/21. Inspector visited site on 11/12/21 to check status of project. Waiting for Contractor to call for inspection. (5/13/22)
C0186-21-01	2033 Lemnos Drive	Single Family Home	Application for New Service submitted on 02/27/21 and Plan Check Fee received on 02/26/21. 1st Plan check submitted on 2/26/21 and returned on 2/28/21. Issued permit on 3/17/21. Precon meeting held on 5/25/21. Trench excavations inspected on 5/26/21. Inspector visited site on 11/12/21 to check status of project. Waiting for Contractor to call for next inspection. (5/13/22)
C0188-21-01	3190 Pullman Street	Commercial Property	Application for New Service submitted on 3/1/21 and Plan Check Fee received on 3/4/21. 1st Plan check submitted on 3/2/21 and returned on 3/5/21. 2nd Plan check submitted on 3/12/21 and returned on 3/14/21. Consultant working on 3rd submittal as of 3/4/22. (5/13/22)

DEVELOPER PROJECT STATUS REPORT

PROJECT STATUS - DEVELOPER PROJECTS			
FILE NO.	PROJECT ADDRESS	PROJECT DESCRIPTION	PROJECT NOTES/STATUS
C0189-21-01	975 West 18th Street	Commercial Property	Application for New Service submitted on 03/04/21 and Plan Check Fee received on 03/04/21. 1st Plan check submitted on 3/4/21 and returned on 3/5/21. Inspector visited jobsite to check status with nothing new to report on 3/9/21. 2nd Plan check submitted on 3/18/21 and returned on 3/19/21. 3rd Plan check submitted on 6/13/21 and returned on 6/13/21. 4th Plan Check submitted on 7/29/21 and returned on 7/30/21. Permit issued on 9/1/21. Precon meeting held on 9/9/21. Meter installed and locked off on 9/16/21. Chlorination flush completed on 9/22/21. Reinspected Backflow device and size on 4/29/22. Backflow tested on 5/12/22. Bac-T test and Backflow test on 5/16/22, and again on 5/17/22. (5/17/22)
C0191-21-01	1939 Continental Place	Single Family Home	Application for New Service submitted and Plan Check Fee received on 4/8/21. 1st Plan check submitted on 4/8/21 and returned on 4/9/21. 2nd Plan check submitted on 4/16/21 and returned on 4/17/21. Issued permit on 2/28/22. Precon held on 3/1/22. Waiting for Contractor to call for Inspection. (5/13/22)
C0192-21-01	1750 Santa Ana Avenue	Single Family Home	Application for New Service submitted on 4/16/21 and Plan Check Fee received on 4/17/21. 1st Plan check submitted on 5/3/21 and returned on 5/3/21. 2nd Plan check submitted on 6/2/21 and returned on 6/4/21. (5/13/22)
C0193-21-01	908 Magellan Street	Single Family Home	Application for New Service submitted on 4/19/21 and Plan Check Fee received on 4/19/21. 1st Plan check submitted on 4/19/21 and returned on 5/3/21. 2nd Plan check submitted on 10/5/21 and returned on 10/5/21. 3rd Plan check submitted on 1/22/22 and returned on 1/22/22. Permit issued on 2/15/22. Waiting for Contractor to call for Inspection. (5/13/22)
C0194-21-01	981 Presidio Drive	Single Family Home	Application for New Service submitted on 4/20/21 and Plan Check Fee received on 4/20/21. 1st Plan check submitted on 9/7/21 and returned on 9/8/21. 2nd Plan check submitted on 10/8/21 and returned on 10/10/21. Permit issued 3/7/22. (5/13/22)
C0195-21-01	2247 Donnie Road	Single Family Home	Application for New Service submitted on 4/22/21 and Plan Check Fee received on 6/27/21. 1st Plan check submitted on 6/24/21 and returned on 6/25/21. 2nd Plan check submitted on 6/24/21 and returned on 6/25/21. Permit issued 7/9/21. Precon held on 7/14/21. Waiting for Contractor to call for Inspection. (5/13/22)

DEVELOPER PROJECT STATUS REPORT

PROJECT STATUS - DEVELOPER PROJECTS			
FILE NO.	PROJECT ADDRESS	PROJECT DESCRIPTION	PROJECT NOTES/STATUS
C0198-21-01	257 Knox Place	Single Family Home	Application for New Service submitted on 5/7/21 and Plan Check Fee received on 5/7/21. 1st Plan check submitted on 5/8/21 and returned on 5/9/21. 2nd Plan check submitted on 5/16/21 and returned on 5/17/21. Issued Permit on 6/4/21. Inspector visited site on 11/10/21 to check status of project. Waiting for Contractor to call for Inspection. (5/13/22)
C0201-21-01	3370 Harbor Blvd. (The Press)	Commercial Property	Application for New Service submitted on 5/12/21 and Plan Check Fee submitted on 5/26/21. 1st Plan check submitted on 5/12/21 and returned on 6/6/21. 2nd Plan check submitted on 6/22/21 and returned on 6/25/21. 3rd Plan Check submitted on 8/10/21 and returned on 8/13/21. Waiting for City follow up with Mesa Water District. (5/13/22)
C0202-21-01	1910 Federal Ave	Single Family Home	Application for New Service submitted on 5/18/21 and Plan Check Fee submitted on 5/18/21. 1st Plan check submitted on 5/25/21 and returned on 6/3/21. 2nd Plan check submitted on 8/30/21 and returned on 8/30/21. 3rd Plan check submitted on 8/31/21 and returned on 9/1/21. Permit issued on 3/7/22. (5/13/22)
C0203-21-01	762 Center Street	Single Family Home	Application for New Service submitted on 4/14/21 and Plan Check Fee submitted on 5/26/21. 1st Plan check submitted on 5/26/21 and returned on 6/4/21. (5/13/22)
C0204-21-01	3106 Fernheath Lane	Single Family Home	Application for New Service submitted on 6/2/21 and Plan Check Fee submitted on 6/2/21. 1st Plan check submitted on 6/2/21 and returned on 6/4/21. 2nd Plan check submitted on 6/22/21 and returned on 6/25/21. 3rd Plan check submitted on 6/30/21 and returned on 7/1/21. Permit issued on 9/1/21. Precon held on 11/30/21. Waiting for Contractor to call for Inspection. (5/13/22)
C0206-21-01	2168 Placentia Avenue	Single Family Home	Application for New Service and Plan Check Fee submitted on 6/11/21. 1st Plan check submitted on 6/11/21 and returned on 6/13/21. 2nd Plan check submitted on 6/23/21 and returned on 6/25/21. 3rd Plan Check submitted on 6/28/21 and returned on 6/28/21. Permit issued on 8/13/21. Precon held on 8/17/21. Waiting for Contractor to call for Inspection. (5/13/22)
C0207-22-01	3078 Roanoke Lane	Single Family Home	Application for New Service and Plan Check Fee submitted on 7/6/21. 1st Plan check submitted on 7/6/21 and returned on 7/9/21. 2nd Plan Check submitted on 12/9/21 and returned on 2/10/22. Permit issued on 2/22/22. Waiting for Contractor to call for Inspection. (5/13/22)

DEVELOPER PROJECT STATUS REPORT

PROJECT STATUS - DEVELOPER PROJECTS			
FILE NO.	PROJECT ADDRESS	PROJECT DESCRIPTION	PROJECT NOTES/STATUS
C0208-22-01	1951 Rosemary Place	Single Family Home	Application for New Service and Plan Check Fee submitted on 7/7/21. 1st Plan check submitted on 7/7/21 and returned on 7/9/21. 2nd Plan check submitted on 7/15/21 and returned on 7/15/21. Permit issued on 8/13/21. Inspector visited site on 11/10/21 to check status of project. Waiting for Contractor to call for Inspection. (5/13/22)
C0210-22-01	1730 Bonaire Way	Single Family Home	Application for New Service and Plan Check Fee submitted on 7/21/21. 1st Plan check submitted on 8/3/21 and returned on 8/13/21. 2nd Plan Check submitted on 8/27/21 and returned on 8/27/21. Permit issued on 3/11/22. Precon held on 3/21/22. Meter upgraded and locked off on 3/28/22. Waiting for Contractor to call for next Inspection. (5/13/22)
C0211-22-01	274 Cecil Pl.	Single Family Home	Waiting for Application for New Service. Plan Check Fee submitted on 7/21/21. 1st Plan check submitted on 7/22/21 and returned on 7/30/21. 2nd Plan check submitted on 10/14/21 and returned on 10/15/21. Permit issued on 12/22/21. Waiting for Contractor to call for Inspection. (5/13/22)
C0212-22-02	900 W. 20th Street	Single Family Home	Application for New Service and Plan Check Fee submitted on 11/13/21. 1st Plan Check submitted on 11/13/21 and returned on 11/14/21. 2nd Plan Check submitted on 3/9/22 and returned on 3/12/22. Permit issued on 4/29/22. Precon held on 5/9/22. (5/13/22)
C0213-22-01	366 Esther Avenue	Single Family Home	Application for New Service and Plan Check Fee submitted on 7/6/21. 1st Plan check submitted on 7/6/21 and returned on 7/9/21. 2nd Plan check submitted on 8/19/21 and returned on 8/20/21. 3rd Plan Check submitted on 2/10/22 and returned on 2/10/22. (5/13/22)
C0214-22-01	366 Ralcam Place	Single Family Home	Application for New Service submitted on 7/22/21 and Plan Check Fee submitted on 7/29/21. 1st Plan check submitted on 8/2/21 and returned on 8/2/21. 2nd Plan check submitted on 9/7/21 and returned on 9/8/21. (5/13/22)
C0215-22-01	320 Colleen Place	Single Family Home	Application for New Service submitted on 8/2/21 and Plan Check Fee submitted on 8/20/21. 1st Plan check submitted on 8/2/21 and returned on 8/20/21. 2nd Plan check submitted 9/3/21 and returned on 9/5/21. 3rd Plan check submitted on 2/10/22 and returned on 2/10/22. Permit issued on 3/11/22. Precon held on 3/24/22, and a refresher Precon with new Contractor held on 5/10/22. (5/13/22)

DEVELOPER PROJECT STATUS REPORT

PROJECT STATUS - DEVELOPER PROJECTS			
FILE NO.	PROJECT ADDRESS	PROJECT DESCRIPTION	PROJECT NOTES/STATUS
C0216-22-01	2750 Harbor Blvd	Commercial Property	Application for New Service submitted on 8/17/21 and waiting for Plan Check Fee. 1st Plan check submitted on 8/17/21 and returned on 8/20/21. 2nd Plan check submitted on 8/20/21 and returned on 9/7/21. (5/13/22)
C0217-22-01	1921 & 1923 Church Street	Two (2) Single Family Homes	Application for New Service submitted on 8/22/21. Plan Check Fee submitted on 1/10/22. 1st Plan check submitted on 8/21/21 and returned on 1/15/22. 2nd Plan check submitted 1/19/22 and returned on 1/23/22. 3rd Plan check submitted on 1/23/22 and returned on 1/23/22. Permit issued on 3/29/22. Precon held on 4/4/22. Hot tap and services installed on 4/11/22. Meters installed and locked off on 4/14/22. (5/13/22)
C0220-22-01	3109 Lincoln Way	Single Family Home	Application for New Service and Plan Check Fee submitted on 9/8/21. 1st Plan check submitted on 9/8/21 and returned on 9/8/21. 2nd Plan check submitted on 9/8/21 and returned on 9/14/21. 3rd Plan check submitted on 1/19/22 and returned on 1/19/22. Permit issued on 2/22/22. Waiting for Contractor to call for Inspection. (5/13/22)
C0221-22-01	1370 Adams Avenue	Coast Community College District	Application for New Service submitted on 9/9/21. 1st Plan check submitted on 9/9/21 and returned on 9/10/21. (5/13/22)
C0222-22-01	257 Flower Street	Single Family Home	Application for New Service submitted on 9/9/21. and Plan Check Fee submitted on 9/14/21. 1st Plan check submitted on 10/11/21 and returned on 10/11/21. 2nd Plan check submitted on 10/20 and returned on 10/20/21. 3rd Plan Check submitted on 2/16/22 and returned on 2/17/22. Permit issued on 3/11/22. Waiting for Contractor to call for Inspection. (5/13/22)
C0223-22-01	2425 Windward Lane	Single Family Home	Application for New Service submitted on 9/9/21. and Plan Check Fee submitted on 9/14/21. 1st Plan check submitted on 10/20/21 and returned on 10/20/21. 2nd Plan Check submitted on 2/16/22 and returned on 2/17/22. Permit issued on 3/7/22. Waiting for Contractor to call for Inspection. (5/13/22)
C0227-22-01	246 Cecil Place	Single Family Home	Application for New Service submitted on 9/27/21 and Plan Check Fee submitted on 9/28/21. 1st Plan Check submitted on 9/27/21 and returned on 10/9/21. Permit issued on 1/6/22. Waiting for Contractor to call for Inspection. (5/13/22)

DEVELOPER PROJECT STATUS REPORT

PROJECT STATUS - DEVELOPER PROJECTS			
FILE NO.	PROJECT ADDRESS	PROJECT DESCRIPTION	PROJECT NOTES/STATUS
C0228-22-01	319 E. 16th Place	Single Family Home	Application for New Service submitted on 9/29/21 and waiting on the Plan Check Fee submittal. 1st Plan Check submitted on 9/30/21 and returned on 10/9/21. Revised 1st submittal and resubmitted on 10/15/21. 2nd Plan Check submitted on 10/26/21 and returned on 10/29/21. Permit issued on 11/30/21. Waiting for Contractor to call for Inspection. (5/13/22)
C0230-22-01	1945 Placentia Avenue (Units B, F & G)	Commercial	Application for New Service submitted on 10/06/21 and the waiting for Plan Check Fee. 1st Plan Check submitted on 10/05/21 and returned 10/9/21. 2nd Plan Check submitted 11/11/21 and returned on 11/18/21. Permit issued on 2/15/22. Precon held on 3/23/22. Waiting for Contractor to call for next Inspection. (5/13/22)
C0231-22-01	456 Esther Street	Single Family Home	Application for New Service and Plan Check Fee submitted on 10/06/21. 1st Plan Check submitted on 10/06/21 and returned on 10/10/21. 2nd Plan check submitted on 10/14/21 and returned on 10/15/21. Permit issued on 11/9/21. Waiting for Contractor to call for Inspection. (5/13/22)
C0233-22-01	473 Ogle Street	Single Family Home	Application for New Service submitted on 10/25/21. Plan Check Fee submitted on 11/1/21. 1st Plan Check submitted on 10/25/21 and returned on 10/29/21. 2nd Plan check submitted on 11/3/21 and returned on 11/5/21. Permit issued on 11/16/21. Precon held on 4/26/22. (5/13/22)
C0234-22-01	1750 Newport Beach	Commercial	Application for New Service submitted on 10/22/21. Plan Check Fee submitted on 11/15/21. 1st Plan Check submitted on 10/25/21 and returned on 11/18/21. 2nd Plan Check submitted on 11/29/21 and returned on 11/30/21. (5/13/22)
C0235-22-01	2000 Kornat Drive	Single Family Home	Application for New Service submitted on 10/29/21. Plan Check Fee submitted on 10/22/21. 1st Plan Check submitted on 10/29/21 and returned on 10/29/21. 2nd Plan Check submitted on 3/29/22 and returned on 4/2/22. 3rd Plan Check submitted on 5/15/22 and returned on 5/16/22. (5/16/22)
C0237-22-01	862 18th Street	Commercial	Application for New Service submitted on 10/12/21. Plan Check Fee submitted on 11/2/21. 1st Plan Check submitted on 11/5/21 and returned on 11/5/21. 2nd Plan Check submitted on 11/11/21 and returned on 11/13/21. 3rd Plan Check submitted on 1/19/22 and returned on 1/23/22. (5/13/22)

DEVELOPER PROJECT STATUS REPORT

PROJECT STATUS - DEVELOPER PROJECTS			
FILE NO.	PROJECT ADDRESS	PROJECT DESCRIPTION	PROJECT NOTES/STATUS
C0238-22-01	236 Loyola Road	Single Family Home	Application for New Service submitted on 11/1/21. Plan Check Fee submitted on 11/2/21. 1st Plan Check submitted on 11/1/21 and returned on 11/5/21. 2nd Plan Check submitted on 11/14/21 and returned on 11/14/21. 3rd Plan Check submitted on 11/16/21 and returned on 11/18/21. Permit issued on 2/28/22. Precon meeting held on 4/5/22. (5/13/22)
C0239-22-01	2263 Rutgers Drive	Single Family Home	Application for New Service and Plan Check Fee submitted on 11/4/21. 1st Plan Check submitted on 11/4/21 and returned on 11/5/21. 2nd Plan Check submitted on 12/23/21 and returned to 12/24/21. 3rd Plan Check submitted on 2/6/22 and returned on 2/8/22. Revised 3rd Plan Check submitted 3/7/22 and returned on 3/8/22. (5/13/22)
C0241-22-01	2245 Raleigh Ave	Single Family Home	Application for New Service and Plan Check Fee submitted on 11/8/21. 1st Plan Check submitted on 11/4/21 and returned on 11/14/21. 2nd Plan Check provided on 11/21/21 and returned on 11/23/21. 3rd Plan Check provided on 2/8/22 and returned on 2/8/22. Permit issued on 3/11/22. Precon held on 3/17/22. (5/13/22)
C0244-22-01	355 Princeton Drive	Single Family Home	Application for New Service submitted on 11/18/21. Waiting for Plan Check Fee. 1st Plan Check submitted on 11/18/21 and returned on 11/23/21. 2nd Plan Check submitted on 12/1/21 and returned on 12/2/21. Permit issued on 12/21/21. Waiting for Contractor to call for Inspection. (5/13/22)
C0248-22-01	1396 Galway Lane	Single Family Home	Application for New Service submitted on 1/5/22. Plan Check Fee submitted on 12/23/21. 1st Plan Check submitted on 12/14/21 and returned on 12/24. 2nd Plan Check submitted on 1/5/22 and returned on 1/6/22. Permit issued on 2/15/22. Waiting for Contractor to call for Inspection. (5/13/22)
C0249-22-01	2293 La Playa Drive N	Single Family Home	Waiting for Application for New Service. Plan Check Fee submitted on 12/23/21. Waiting for 1st Plan Check submittal. (5/15/22)
C0250-22-01	1008 West Wilson & 2255 Canyon Dr.	Two Single Family Home	Application for New Service submitted on 1/14/22 and Plan Check Fee submitted on 1/12/22. 1st Plan Check submitted on 1/14/22 and returned on 1/15/22. 2nd Plan Check submitted on 2/7/22 and returned on 2/10/22. 3rd Plan Check submitted on 3/15/22 and returned on 3/18/22. 4th Plan Check submitted on 3/23/22 and returned on 3/26/22. (5/13/22)

DEVELOPER PROJECT STATUS REPORT

PROJECT STATUS - DEVELOPER PROJECTS			
FILE NO.	PROJECT ADDRESS	PROJECT DESCRIPTION	PROJECT NOTES/STATUS
C0254-22-01	154 Albert Place	Single Family Home	Application for New Service submitted on 1/28/22 and Plan Check Fee submitted on 2/6/22. 1st Plan Check submitted on 1/28/22 was voided. 1st Plan Check revised and returned on 2/15/22. 2nd Plan Check submitted on 3/4/22 and returned on 3/6/22. 3rd Plan Check submitted on 3/8/22 and returned on 3/12/22. Permit issued on 4/4/22. Precon held on 4/25/22. Service installed on 4/26/22. Meter installed on 4/28/22. Mainline excavation on 5/3/22. (5/13/22)
C0255-22-01	218 E. 18th Street	Single Family Home	Application for New Service submitted on 1/28/22 and Plan Check Fee submitted on 2/6/22. 1st Plan Check submitted on 1/28/22 and returned on 2/11/22. Revised 1st Plan Check submitted on 2/16/22 and returned on 2/17/22. (5/13/22)
C0256-22-01	970 Governor Street	Single Family Home	Application for New Service submitted on 1/28/22 and Plan Check Fee submitted on 2/6/22. 1st Plan Check submitted on 1/28/22 and returned on 2/11/22. 2nd Plan Check submitted on 3/7/22 and returned on 3/8/22. (5/13/22)
C0257-22-01	3143 Bermuda Drive	Single Family Home	Application for New Service and Plan Check Fee submitted on 2/9/22. 1st Plan Check submitted on 2/6/22 and returned on 2/11/22. 2nd Plan Check submittal on 4/14/22 and returned on 4/15/22. (5/13/22)
C0258-22-01	2930 Bristol Street	Commercial (The LAB)	Application for New Service and Plan Check Fee submitted on 1/27/22. 1st Plan Check submitted on 3/25/22 and returned on 3/26/22. 2nd Plan Check submitted on 4/12/22 and returned on 4/15/22. (5/13/22)
C0259-22-01	530 W. Wilson St	Apartment Complex	Application for New Service submitted on 2/14/22 and Plan Check Fee submitted on 2/15/22. 1st Plan Check submitted on 2/16/22 and returned on 2/22/22. 2nd Plan Check submitted on 3/7/22 and returned on 3/12/22. 3rd Plan Check submitted on 3/21/22 and returned on 3/26/22. (5/13/22)
C0261-22-01	2040 Paloma Drive	Single Family Home	Application for New Service submitted on 2/20/22. Plan Check Fee submitted on 2/28/22. 1st Plan Check to be submitted on 2/20/22 and returned on 2/28/22. 2nd Plan Check submitted on 5/9/22 and returned on 5/10/22. (5/13/22)
C0262-22-01	264 E. 20th Street	Single Family Home	Application for New Service and Plan Check Fee submitted on 3/7/22. 1st Plan Check submitted on 3/7/22 and returned on 3/8/22. 2nd Plan Check submitted on 3/12/22 and returned on 3/12/22. (5/13/22)

DEVELOPER PROJECT STATUS REPORT

PROJECT STATUS - DEVELOPER PROJECTS			
FILE NO.	PROJECT ADDRESS	PROJECT DESCRIPTION	PROJECT NOTES/STATUS
C0263-22-01	257 Sierks Street	Single Family Home	Application for New Service submitted on 3/17/22 and Plan Check Fee submitted on 3/18/22. 1st Plan Check submitted on 3/17/22 and returned on 3/26/22. (5/13/22)
C0264-22-01	376 16th Place	Single Family Home	Application for New Service submitted on 3/9/22 and Plan Check Fee submitted on 3/23/22. 1st Plan Check submitted on 3/14/22 and returned on 3/26/22. 2nd Plan Check submitted on 3/31/22 and returned on 4/2/22. (5/13/22)
C0265-22-01	1424 Shamrock Lane	Single Family Home	Application for New Service submitted on 3/15/22 and Plan Check Fee submitted on 3/16/22. 1st Plan Check submitted on 3/16/22 and returned on 3/26/22. 2nd Plan Check submitted on 4/4/22 and returned on 4/7/22. Permit issued on 5/16/22. (5/16/22)
C0266-22-01	3505 Cadillac Ave., Suite F-7	Commercial	Application for New Service submitted on 12/10/21 and Plan Check Fee submitted on 3/17/22. 1st Plan Check submitted on 3/24/22 and returned on 3/26/22. 2nd Plan Check submitted on 5/15/22 and returned on 5/16/22. (5/16/22)
C0267-22-01	2296 Orange Ave	Single Family Home	Application for New Service submitted on 3/23/22 and Plan Check Fee submitted on 3/22/22. 1st Plan Check submitted on 4/6/22 and returned on 4/7/22. 2nd Plan Check submitted on 4/13/22 and returned on 4/15/22. Permit issued on 5/16/22. (5/16/22)
C0268-22-01	1040 Spinnaker Run	Single Family Home	Application for New Service submitted on 4/5/22 and Plan Check Fee submitted on 4/6/22. 1st Plan Check submitted on 4/2/22 and returned on 4/7/22. 2nd Plan Check submitted on 4/14/22 and returned on 4/15/22. (5/13/22)
C0269-22-01	1749 Newport Blvd	Commercial	Application for New Service submitted on 3/9/22 and Plan Check Fee submitted on 4/6/22. 1st Plan Check submitted on 3/9/22 and returned on 4/9/22. 2nd Plan Check submitted on 4/19/22 and returned on 4/20/22. Permit issued on 5/13/22. (5/13/22)
C0270-22-01	2113 Thurin St	Single Family Home	Application for New Service submitted on 3/18/22 and Plan Check Fee submitted on 4/14/22. 1st Plan Check to be submitted on 3/18/22 and returned on 4/15/22. (5/13/22)
C0271-22-01	2039 Pomona Ave	Apartment Complex	Application for New Service submitted on 4/6/22 and Plan Check Fee submitted on 4/19/22. 1st Plan Check submitted on 4/25/22 and returned on 4/29/22. (5/13/22)

DEVELOPER PROJECT STATUS REPORT

PROJECT STATUS - DEVELOPER PROJECTS			
FILE NO.	PROJECT ADDRESS	PROJECT DESCRIPTION	PROJECT NOTES/STATUS
C0272-22-01	2941 Java Road	Single Family Home	Application for New Service and Plan Check Fee submitted on 4/14/22. 1st Plan Check submitted on 4/14/22 and returned on 4/15/22. (5/13/22)
C0273-22-01	811 Saint Clair Street	Single Family Home	Application for New Service submitted on 4/26/22 and Plan Check Fee submitted on 4/29/22. 1st Plan Check submitted on 4/25/22 and returned on 4/29/22. (5/13/22)
C0274-22-01	120 Albert Place	Apartment Complex	Application for New Service submitted on 4/19/22 and Plan Check Fee submitted on 4/29/22. 1st Plan Check submitted on 4/19/22 and returned on 4/29/22. (5/13/22)
C0275-22-01	453 Costa Mesa Street	Single Family Home	Application for New Service submitted on 5/12/22 and Plan Check Fee submitted on 5/12/22. 1st Plan Check submitted on 5/12/22 and returned on 5/20/22. (5/13/22)

MESA WATER AND OTHER AGENCY PROJECTS STATUS REPORT
May 2022

Project Title: OC-44 Replacement and Rehabilitation Evaluation and Cathodic Protection Study

File No.: M 2034

Description: Evaluate potential repair and replacement options.

Status: Request for Bid sent out to contractors in February 2019. Six (6) bids received in March 2019. The Board awarded a contract to lowest bidder E.J. Meyer Company in April 2019. Kick-off meeting held in April 2019. Reviewed submittals. Met with SARWQB in May 2019 and discussed permit requirements with Susan Beeson. In May 2019, met with OCSD and went over requirements for the Special Purpose Discharge Permit (SPDP). Project progress meeting in June 2019 and coordination meeting with MWD in June 2019. Held permit status meeting in July 2019, traffic coordination meeting with Fletcher Jones and project progress meeting in July 2019. Submitted application package to OCSD for SPDP in July 2019. Received SPDP from OCSD in September 2019. Coordination meeting with Fletcher Jones and project progress meeting held in September 2019. Contractor mobilized in September 2019 and started dewatering efforts. Project is substantially complete and line is ready for use. Native planting is complete and the contractor is providing maintenance of planted vegetation. The post-construction walk-through meeting was held in April 2020. Planting establishment and 120-day maintenance period completed in July 2020. The final inspection and walk-through meeting was held in July 2020. Planting establishment and maintenance report submitted to the regulatory agencies in September 2020. Non-native plant herbiciding was performed in November 2020, May 2021, and September 2021. (5/12/22)

Project Title: Pipeline Testing Program

File No.: MC 2141

Description: Implement Resolution No. 1525 Replacement of Assets to annually perform non-destructive testing of 1% of the distribution system, and destructive testing of segments that are shown to have less than 70% of original wall thickness by non-destructive testing.

Status: Three (3) miles of AC pipe constructed in 1956 were selected for non-destructive wall thickness measurement in January 2019. The report was received in February 2019. Five (5) AC pipe samples were sent to the testing lab in May 2019, and the wall thickness measurement report was received in June 2019. With more data collected from AC pipe samples, a proposed update of Resolution No. 1442 Replacement of Assets was approved by the Board in October 2019. Staff developed a process for classifying pipeline breaks, and provided a class to the Distribution crews in November 2019. Four (4) AC pipe samples collected during valve replacements were sent for EDS testing in January 2020. Lab reports were received in March 2020 and evaluation of the lab results was received in June 2020. MWDOC performed approximately forty (40) miles of leak detection and found one (1) suspected pipeline leak. Staff performed a follow up leak detection and could not replicate the suspected

MESA WATER AND OTHER AGENCY PROJECTS STATUS REPORT

May 2022

leak. Thirteen (13) AC pipe samples collected by staff during valve replacements and break responses were sent for wall thickness measurement, EDS testing, and remaining useful life estimates. Wall thickness lab reports and useful life estimate report were received in February 2021. MWDOC staff performed thirty (30) miles of leak detection for main lines and service laterals in January 2021. A report of their findings found no mainline leaks. Thirty (30) additional miles of leak detection was received in March 2021. No mainline leaks were reported. Fourteen (14) samples of AC Pipe were collected as part of valve and hydrant replacements and were shipped to the lab for wall thickness measurements in January 2022. The report was received in April 2022 and no pipeline replacements were recommended. Leak detection for ninety (90) miles of main line started in April 2022 and is continuing. The report is expected in June 2022. AC Pipe and samples collected by the contractor as part of the Wilson Street Pipeline Replacement were shipped to the lab for wall thickness measurements in April 2022. The report is expected in June 2022. (5/15/2022)

Project Title: Chandler & Croddy Wells and Pipeline Project

File No.: M18-113

Description: Design, documentation, permitting, and construction of two (2) new wells located on Chandler Avenue and Croddy Way in the City of Santa Ana and the distribution pipeline connecting the wells to Mesa Water's supply system.

Status: The Chandler and Croddy Wells and Pipeline Project Team includes Design Engineer TetraTech, Construction Manager Butier Engineering, and Community Outreach Consultant Murakawa & Associates. The project has four (4) phases, with a construction bid package for each phase. The status of each phase is below.

Phase 1 Demolition: Demolition of the existing office buildings at the well site properties was awarded to Standard Demolition in July 2020 and was completed in October 2020.

Phase 2 Well Drilling: Well Drilling was awarded to Zim Industries dba Bakersfield Well & Pump in August 2020. Permits for well drilling were received from Orange County Heath Care Agency (OCHCA) in October 2020. Mobilization for drilling at the Croddy Well site started in October 2020. Sound walls were constructed at both sites. Croddy Well drilling is complete. Test pumping produced 4,000 gallons per minute. Water quality depth and well blend sample results indicate good water quality. Chandler Well pilot hole was drilled and samples for the aquifer and the groundwater indicate good water quality to 970 feet. The pilot hole reaming and casing installing was completed in May 2021. Test pumping of Chandler Well produced 4,320 gallons per minute. Water quality depth samples and well blend samples indicate good water quality.

Phase 3 Well Equipping: A contract award to Gateway Pacific was approved at the February 2021 Board meeting. A project team kickoff meeting was held in March 2021. The team has identified the long lead time items, and is in the submittal process for these items. Mobilization occurred in May 2021. Underground work and concrete forming is mostly complete at both sites. This was facilitated by the receipt of the long awaited SCE permit for the Chandler Well site in March 2022. Well pedestals have been completed and approved by OCHCA. Permits from AQMD for the backup generators and ammonia scrubbers have been issued. Long lead time items affected

MESA WATER AND OTHER AGENCY PROJECTS STATUS REPORT

May 2022

by the global supply chain continue to arrive. Most of the instrumentation has been received. Chemical tanks were received and set in the chemical facilities in February 2022. Backup diesel generators are expected in March 2022. The well pumps passed witness testing in February 2022. The electrical buildings, well buildings, and site perimeter walls at both sites are being constructed.

Phase 4 Pipeline: The Board awarded a construction contract with Ferreira Construction at the April 2021 Committee meeting. Notice to Proceed with the potable water transmission pipeline construction was issued in June 2021. A preconstruction meeting was held in June 2021. The team identified the long lead time items and is in the submittal process. Encroachment permits were obtained by the contractor from the City of Santa Ana in August 2021. The contractor potholed the pipeline alignment to confirm the location and depths to buried utilities in the area. A minor realignment of the Chandler Pipeline was designed to avoid unexpected natural gas pipeline and services. Materials for the Croddy Storm Drain arrived in December 2021, and construction of the Croddy Storm Drain was completed in March 2022. Poor soil conditions were encountered during the Croddy Storm Drain construction, and the project team is evaluating alternate shoring and dewatering methods for the Croddy Pipeline. Materials for the 30" and 16" transmission lines arrived in January and February 2022. Construction of the 30" transmission pipeline on MacArthur Boulevard began in March 2022, and is progressing from Croddy Way to the tie in to the distribution system at MacArthur and Hyland. (5/16/22)

Project Title: SCADA Control Room and Wet Labs Upgrade Project

File No.: M20-105

Description: Relocation of the SCADA Control Room and laboratory, including the addition of an education center.

Status: In November 2019, the Board directed staff to proceed with Design Concept #2 of the Mesa Water Reliability Facility (MWRF) Outreach Center. Mesa Water obtained a cost Fas from IBI Group. The Scope of Work also incorporates the design of two MWRF spare parts storage buildings (located at the MWRF) and wells spare parts storage building (located at Well No. 7) as part of the design services. The Board approved this item at the April 2020 Board meeting. The pre-design kick-off meeting was held in April 2020. The conceptual design was reviewed in June 2020 and preliminary cost estimate discussed in July 2020. At the August 2020 Committee meeting, the Mesa Water Education Center building concept was approved by the Board. Additionally, a contract was awarded to Mad Systems for the exhibit design. In September 2020, a final design kick-off meeting was held with the architect and exhibit design teams. In October 2020, the Mesa Water team toured the Albert Robles Center for Water Recycling and Environmental Learning with Mad Systems. In October 2020, the design team held a site visit at the MWRF to discuss landscaping and courtyard concepts. A preliminary landscaping concept was received in November 2020. The 50% design submittal was received in December 2020. The comments to the submittal were discussed during progress meetings in January 2021 and February 2021. 50% Construction Documents were submitted in March 2021. The project team held detailed design meetings

MESA WATER AND OTHER AGENCY PROJECTS STATUS REPORT

May 2022

regarding storage buildings, the IT Server Room, and transitional plans to keep the MWRf in service during construction. In June 2021, staff reviewed and selected finishes for the Education Center and Administration Building. Transitional plans to keep the MWRf in service were finalized and the delivery and setup of the temporary facilities began in October 2021. Mesa Water received proposals for construction management services for the project in early June 2021. A construction manager was selected in June 2021 and they have begun reviewing construction documents. The draft 100% Construction Documents were submitted in July 2021. Staff reviewed the submittal and provided comments. The revised Construction Documents were submitted in September 2021. The Request for Bid for construction was sent out in September 2021 and bids were received in October 2021. Three (3) bids were received from qualified contractors, and the Board awarded a contract to Hamel Contracting, Inc. at the October 2021 Committee meeting. The kick-off meeting was held in November 2021. The contractor has completed the demolition, sub-grade preparation, plumbing rough-ins, electrical duct bank installation, and the blocking layout of the Education Center Building. The contractor is currently working on the Administration Building electrical rough-in and building foundations and sub-grade preparation for the Southwest Storage Building and Well No. 7 Storage Building. (5/17/22)

Project Title: Wilson Street Pipeline Replacement Project

File No.: M21-220A

Description: Design, documentation, and permitting for replacement of pipeline in Wilson Street between Newport Boulevard and Harbor Boulevard.

Status: Scope of Work and Request for Quote for the design, documentation, and permitting for the Wilson Street Pipeline Replacement Project was prepared and sent to the design consultants in July 2020. Received five (5) proposals in August 2020. Selected Water Systems Consultants, Inc. to prepare the design. The kick-off meeting was held in August 2020. Technical Memorandum No. 1, providing alternative pipeline layouts, was submitted for review in October 2020. The 50% Design package was submitted for review in December 2020. The comments to the submittal were analyzed and discussed in February 2021. The consultant completed the 90% Design Submittal in March 2021. The Request for Bid was sent out to contractors in March 2021. Eight (8) bids were received in April 2021. The Board awarded a construction contract to J.A. Salazar at the May 2021 Board meeting. The contract with J.A. Salazar was executed and the pre-construction meeting for the project was held in June 2021. The pre-construction meeting with the City of Costa Mesa was held in August 2021 and the contractor started potholing in August 2021. Following review of the potholing results, the installation of the mainline started in October 2021. The contractor has completed the installation of the 12-inch PVC line in Wilson Street from Harbor Boulevard to Newport Boulevard, has constructed all of the tie-ins to the distribution system, and has completed all service line connections to the new 12-inch line. The project is substantially complete and punchline items are scheduled to be completed in May 2022. (5/12/22)

MESA WATER AND OTHER AGENCY PROJECTS STATUS REPORT

May 2022

Project Title: 1951 Cohort Pipeline Replacement Project

File No.: M21-220A

Description: Design, documentation, and permitting for replacement of 3.5 miles of pipeline in Hamilton Street, Pomona Avenue, Wallace Avenue, Anaheim Avenue, and Maple Avenue.

Status: Scope of Work and Request for Proposal for providing Construction Management (CM) Services for the Wilson Street and 1951 Cohort Pipeline Replacement Projects sent out to On-Call Consultants in November 2020. Five (5) proposals received in December 2020. CDM Smith was selected to provide the CM Services.

Scope of Work and Request for Proposal for providing design services for the 1951 Cohort Pipeline Replacement sent out to on-call consultants in December 2020. Two (2) proposals were received in December 2020. Tetra Tech was selected to prepare the design. The project kick-off meeting was held in February 2021. The Consultant delivered Technical Memorandum No. 1 – Alignment Options and Recommendations and the Preliminary Design Report in July 2021. Mesa Water staff has reviewed Technical Memorandum No. 1 and the Preliminary Design Report. The project's 50% Design Submittal was submitted in October 2021 and reviewed by Mesa Water staff. The project team is currently working to complete the 90% Design Submittal. The construction of the 1951 Cohort Pipeline Replacement Project has been moved to the years following the CIPR Program. (5/12/22)

Project Title: Mainline Valve Replacement Project Phases I through IV

File No.: M21-220C

Description: Design, documentation, and permitting for replacement of mainline valves within the distribution system per the Mainline Valve Spacing Policy.

Status: At the October 2020 Board meeting, the Mainline Valve Spacing Policy was approved by the Board. A Scope of Work and Request for Quote for the design, documentation, and permitting for the Mainline Valve Replacement Project was prepared and was sent to on-call design consultants in October 2020. Four (4) proposals were received in November 2020. Tetra Tech was selected to prepare the final design. The project kick-off meeting was held in January 2021. The Consultant developed the project's permit plan. The 50% Design Submittal was delivered for review in May 2021. Mesa Water staff has completed the testing of shutdowns required for the Phases 1 and 2 valve replacement in September 2021. The Consultant submitted the 90% Design Submittal for Phase 1 in October 2021. Staff reviewed the Phase 1 90% and 100% Design Submittals. A Request for Bid for Phase 1 was sent out in January 2022 and a pre-bid meeting was held in January 2022. Seven (7) bids were received from qualified contractors in February 2022. Mesa Water staff reviewed the bids and checked references of the low bid contractor. At the February 2022 Committee meeting, the Board awarded a contract to Big Ben Engineering. The pre-construction meeting for Phase 1 of the project was held in April 2022. The contractor is currently working on permitting, submittals, and procurement. Construction of Phase 1 is

MESA WATER AND OTHER AGENCY PROJECTS STATUS REPORT

May 2022

scheduled to begin in May 2022 (after receiving Encroachment Permit from the City of Costa Mesa). For the Phase 2 design, staff has reviewed and returned comments on the Phase 2 90% Design Submittal. The 100% Design Submittal is scheduled for June 2022. The Request for Bid for Phase 2 will be held until construction bids have been received for the Reservoirs 1 and 2 Pump Station Upgrades Project. (5/12/22)

Project Title: Reservoirs 1 and 2 Pump Station Upgrades Project

File No.: M21-210B2

Description: The Reservoir Upgrades Project has several components to increase the efficiency and reliability of Reservoirs 1 and 2: Chemical storage and feed systems (sodium hypochlorite and aqueous ammonia) to help reduce nitrification issues in the distribution system; Pump replacement and conversion of drivers from gas engines to electrical motors; Upgrades to reservoir electrical service through SCE; Installation of diesel generator systems to power the reservoirs in the event of an emergency; Miscellaneous system rehabilitation and upgrades including electrical gear replacement, pipeline rehabilitation, pipeline modifications, and instrument replacement based on the results of site visits and related analyses; and Slurry Dewatering Pit upgrades located at the Reservoir 1 site.

Status: Following the approval of the recommendations of the Water, Power, and Supply Chain Reliability Assessment, Mesa Water developed a design Scope of Work for the Reservoirs 1 and 2 Upgrades Project. A proposal was solicited from a CIPR on-call design consultant and the project's Preliminary and Final Design kicked off in May 2021. A site visit for the project was held with the consultant in May 2021. The project team performed a 3-D scan of Reservoirs 1 and 2 in June 2021. The consultant delivered a draft version of Technical Memorandum No.1 – Reservoir 1 Site Master Plan and the draft Permit Plan in July 2021. Following Mesa Water's review of TM1 and the Permit Plan, the consultant began work on the Preliminary Design Report. The Preliminary Design Report was delivered in November 2021 and the Preliminary Design Report Workshop was held in September 2021. The design team submitted the 60% Design Submittal in December 2021. Staff reviewed and provided comments on the 60% Design Submittal. The 90% Design Submittal was received in March 2022. Staff has reviewed the submittal and provided comments to the design team. Staff received pre-qualification packages from five (5) contractors in May 2022. Staff is currently reviewing the pre-qualification packages to develop a list of qualified contracts that will receive the bidding documents. The design team has solicited pre-purchase packages for long lead-time equipment (Reservoir 1 Vertical Turbine Pumps, Electrical Switchgear, and Back-up Generator). Bids for the long lead-time equipment are due in June 2022 and the 100% Design Submittal is scheduled for May 2022. (5/17/22)

MESA WATER AND OTHER AGENCY PROJECTS STATUS REPORT

May 2022

Project Title: Excavation Slurry Dewatering Pit Project

File No.: M21-250D

Description: Design, documentation, and permitting for a dewatering process that will be constructed in Mesa Water's Operations Yard to provide dewatering for the hydrovac excavation slurry.

Status: A Scope of Work and Request for Quote for the design, documentation, and permitting for the Excavation Slurry Dewatering Pit Project was prepared and sent to on-call design consultants in October 2020. Following selection of an on-call design consultant, the kick-off meeting and site visit were held in November 2020. The draft memo was submitted for review in February 2021 and was reviewed by Mesa Water staff. Mesa Water staff has provided direction and the design of the Dewatering Pit is included in the Scope of Work for the Reservoirs 1 and 2 Pump Station Upgrades Project. The Final Technical Memorandum was submitted for review in June 2021. The Dewatering Pit will be designed and constructed as part of the Reservoirs 1 and 2 Pump Station Upgrades Project. (5/12/22)

Project Title: Vault Rehabilitation and Abandonment

File No.: M21-220B

Description: Design and construction of abandonment of obsolete facilities and rehabilitation of one arterial valve on OC-44.

Status: NV-5 was selected as the design consultant. Project kickoff was held in September 2020. Site visits for all of the vaults were conducted in October 2020. A preliminary design report was received in November 2020 and reviewed by staff. The current project includes abandoning three (3) vaults on OC-44 and three (3) unused pressure relief stations, and replacing the Bonita Creek Park Arterial Valve on OC-44. Rehabilitation of the interties is on hold pending decisions on the need for the three interties, and will be completed in a future capital program. A CEQA evaluation of the project recommended filing a Categorical Exemption from CEQA. The Categorical Exemption was received in July 2021 and filed with the County of Orange in September 2021. 90% Plans and Specifications were received in July 2021 and were reviewed by staff. The City of Huntington Beach asked that all work requiring an OC-44 shutdown be completed prior to December 2021 due to a planned outage of another import source. The project was put out to bid in August 2021. Four (4) bids were received in September 2021. The Board awarded a construction contract to T.E. Roberts, Inc. at the September 2021 Committee meeting. Notice to Proceed to the selected contractor was provided in October 2021. Contractor mobilized in November 2021 and completed the Phase 1 vaults which required a complete shutdown of the OC-44 pipeline. Phase 1 construction was completed before the end of November 2020, and the 8.1 mile OC-44 pipeline was successfully disinfected and returned to service in December 2020. Phases 2 and 3 of the project are delayed due to an FAA clearance needed for the site at John Wayne Airport. The FAA clearance letter was received in April 2022 and is being reviewed by staff at John Wayne Airport. The contractor mobilized for Phases 2 and 3 in May 2022, and completed the Baker Pressure Relief Station vault abandonment and Newport Hills Vault #2 abandonment, and replaced the vault lid at

MESA WATER AND OTHER AGENCY PROJECTS STATUS REPORT
May 2022

the tie in with City of Santa Ana at Sunflower. The project is expected to be completed in May 2022. (5/16/22)

Project Title: Operational IT Infrastructure Security Project

File No.: M21-250F

Description: The project will align the Operational IT infrastructure and management model with Mesa Water enterprise IT system standards and CISA recommendations.

Status: The project kick-off meeting was held in May 2021. The new servers, UPS, and isolated network have been installed and configured. The project team has procured the required switches and equipment. They are currently configuring accounts and groups, setting up fiber connections from the servers to the switches, and finalizing Microsoft Select Plus. (5/17/22)

Water Quality Call Report April 2022

Date: 4/5/2022
Source: Phone/Email
Address: 2415 Winward Lane
Description: Customer inquired about PFAS in the tap water.

Outcome: Let customer know that we have tested for PFAS in the past and had no detections. She placed a public records request for all PFAS data and it was provided to her.

Date: 4/12/2022
Source: Phone
Address: 3143 Samoa Place
Description: Customer inquired about the hardness level in the water.

Outcome: Provided average and range of hardness levels to customer.

Date: 4/13/2022
Source: Phone/Visit
Address: 224 Costa Mesa Street
Description: Customer concerned about the mildew odor from the water in her secondary filter.

Outcome: Water from the outside hose bib and kitchen sink had no odor. Customer may be experiencing mildew odor from the hard plastic container, which housed the secondary filter. Assured customer the tap water is safe to drink and explained to her about our comprehensive monitoring program. Customer was pleased with the information provided.

Date: 4/26/2022
Source: Phone/Visit
Address: 222 Cottage Place
Description: Customer reported a chemical odor in the water coming from the back yard hose.

Outcome: No odor was observed from water collected from the front hose bib or the back yard hose bib. It was determined that the chemical odor was coming from the backyard hose spray nozzle. Customer will change the spray nozzle.

Water Operations Status Report
July 1, 2021 - April 30, 2022

Operations Department Status Report	Wk Unit	Plan Days	Act Days	Plan Qty	Act Qty	Plan Cost	Actual Cost
01 - HYDRANTS							
WD-0101 - HYDRANT MAINTENANCE	HYDRANTS	147	166	2808	3250	\$59,449	\$69,603
WD-0102 - HYDRANT PAINTING	HYDRANTS	12	14	353	201	\$1,486	\$4,953
WD-0103 - HYDRANT REPAIR	HYDRANTS	33	33	50	55	\$12,499	\$16,269
Program 01 TOTAL		193	213			\$73,434	\$90,825
02 - VALVES							
WD-0201 - DISTRIBUTION VALVE MAINTENANCE	VALVES	100	130	1996	2811	\$44,487	\$54,563
WD-0202 - NIGHT VALVE MAINTENANCE	VALVES	6	0	82	0	\$3,004	\$0
Program 02 TOTAL		106	130			\$47,491	\$54,563
03 - METERS							
CS-0301 - NEW METER INSTALLATION	METERS	14	7	78	46	\$68,037	\$17,984
CS-0302 - RAISE REPLACE METER BOX	BOXES	7	2	65	12	\$2,916	\$937
CS-0303 - METER LEAK INVESTIGATION/REPAIR	INV/REP	11	7	168	84	\$4,526	\$2,958
CS-0305 - ANGLE STOP/BALL VALVE REPLACE	REPLACE	34	54	83	133	\$20,453	\$19,192
CS-0306 - LARGE METER TEST/REPAIR - C	TESTS	20	11	98	99	\$7,880	\$4,426
WD-0305 - ANGLE STOP/BALL VALVE REPLACE	REPLACE	22	2	43	3	\$13,846	\$2,065
Program 03 TOTAL		108	84			\$117,658	\$47,562
04 - MAIN LINES							
WD-0401 - MAIN LINE REPAIR	REPAIRS	83	76	17	9	\$50,633	\$41,720
WD-0402 - AIR VAC MAINTENANCE/REPAIR	REPAIRS	22	19	133	210	\$8,747	\$8,049
Program 04 TOTAL		105	95			\$59,380	\$49,769
05 - SERVICE LINES							
WD-0501 - SERVICE LINE REPAIR	REPAIRS	48	57	18	16	\$24,493	\$30,108
Program 05 TOTAL		48	57			\$24,493	\$30,108
06 - CAPITAL							
CAP FH - CAPITAL HYDRANT UPGRADE	HYDRANTS	139	213	21	30	\$135,665	\$171,400
CAP MV - CAPITAL MAINLINE VALVE REPLACE	VALVES	118	108	21	17	\$94,746	\$66,183
CAP SL - CAPITAL SERVICE LINE REPLACE	SERVICES	31	9	8	1	\$20,350	\$4,143
CAP SS - CAPITAL SAMPLE STATION REPLACE	STATIONS	4	2	4	6	\$2,616	\$925
CAP WLS- CAPITAL WATER LOSS STUDY	METERS	25	30	253	212	\$34,404	\$28,517
CAP LM - CAPITAL LARGE METERS	METERS	7	0	41	1	\$16,517	\$745
CAP SM - CAPITAL SMALL METERS	METERS	14	9	208	83	\$20,195	\$11,189
CIPR- ENGINEERING WORK	HOURS	436	184	3666	1656	\$180,257	\$80,552
Program 06 TOTAL		775	555			\$504,750	\$363,654
TOTAL						\$827,207	\$636,480

Payment Listing by Class

4/1/2022 - 4/30/2022

Vendor Name	Check #/Count	Payment Date	Invoice Number	Invoice Description	Payment Amount
CAPITAL					
CAROLLO ENGINEERS	000006258	04/28/22	FB21709	E400-0012 GIS HYDRAULIC MODEL	\$6,662.78
	1				\$6,662.78
CDM SMITH, INC	000006147	04/14/22	90148899	M21-220A WILSON & 1951 COHORT	\$26,257.26
		04/14/22	90148898	M21-270 STAFF AUGMENTATION	\$2,794.50
	000006259	04/28/22	90146297	M21-220C MAINLINE VALVE REPLC	\$2,610.00
		04/28/22	90148897	M21-220C MAINLINE VALVE REPLC	\$3,672.50
	2				\$35,334.26
DITCH WITCH SOUTHERN CALIFORNIA	000006228	04/28/22	664132	DITCH WITCH PARTS	\$918.81
	1				\$918.81
HAMEL CONTRACTING, INC.	0177227	04/21/22	3	M21-250A1 SCADA CONTROL ROOM	\$25,890.48
	0177228	04/21/22	4	M21-250A1 SCADA CONTROL ROOM	\$129,627.78
	2				\$155,518.26
MURAKAWA COMMUNICATIONS, INC.	000006124	04/14/22	MESA WATER-22	M20-109 PUBLIC OUTREACH	\$8,110.64
	1				\$8,110.64
NV5, INC.	000006180	04/21/22	259665	M21-220B VAULT REHAB ABANDMNT	\$695.00
	1				\$695.00
PAULUS ENGINEERING INC	000006159	04/21/22	21078	M22-003 ON-CALL REPAIRS	\$49,705.33
	1				\$49,705.33
TETRA TECH, INC	000006107	04/07/22	51874332	M18-100 CHANDLER & CRODDY	\$16,590.00
	000006225	04/28/22	51882401	M21-220A COHORT PIPELINE	\$18,077.00
		04/28/22	51882404	M21-220D PLASTIC SERVICE LINE	\$55,785.00
	2				\$90,452.00
WA RASIC CONSTRUCTION CO.	000006192	04/21/22	343713	M22-003 ON-CALL REPAIRS	\$10,691.10
	1				\$10,691.10

Payment Listing by Class

4/1/2022 - 4/30/2022

Vendor Name	Check #/Count	Payment Date	Invoice Number	Invoice Description	Payment Amount
ZOHO CORPORATION	000006094	04/07/22	2331194	ANNUAL SUB MANAGE ENGINE	\$4,473.00
	1				\$4,473.00
Total CAPITAL	13				\$362,561.18
CHECK SIGNATURE EXEMPT					
SOUTHERN CALIFORNIA EDISON CO	000006160	04/21/22	700461094089 MAR22	ELECTRICITY - MARCH 2022	\$133,393.24
	1				\$133,393.24
Total CHECK SIGNATURE EXEMPT	1				\$133,393.24
DEPARTMENT EXPENSE					
4 IMPRINT	000006063	04/07/22	9717061	MWD PROMO ITEMS	\$624.69
		04/07/22	9704841	MWD PROMO ITEMS	\$1,484.38
	1				\$2,109.07
ACWA JOINT POWERS INSURANCE AUTHORITY	000006162	04/21/22	MAY22EAP	MAY 2022 EAP	\$133.28
	1				\$133.28
CALPERS BENEFIT PAYMENTS	CALPERS	04/04/22	031022	PPE 3.10.22	\$39,801.58
		04/15/22	033022	3.30.22	\$39,071.59
		04/06/22	16746280	APRIL PA HEALTH INV	\$6,778.93
		04/06/22	16746267	APRIL HEALTH	\$58,512.09
	1				\$144,164.19
COLONIAL LIFE & ACCIDENT INS	000006099	04/07/22	8892333040529 5	INSURANCE PPE 03/30/22	\$184.49
		04/07/22	8892333032246 1	INSURANCE PPE 03/22/22	\$184.49
	000006116	04/14/22	8892333041955 3	INSURANCE PPE 04/08/22	\$184.49
	2				\$553.47
DATCO	000006117	04/14/22	168948	DOT PROGRAM - CLASS A DRIVER	\$263.50
	1				\$263.50
GUARDIAN	000006060	04/07/22	00430941APR22	APR 22 DENTAL INSURANCE	\$5,679.45
	000006232	04/28/22	00430941MAY2 2	MAY 22 DENTAL INSURANCE	\$5,679.45
	2				\$11,358.90
ORANGE COUNTY EMPLOYEES ASSN	000006125	04/14/22	OCEA PPE 04/13/22	MEMBERSHIP DUES 04/13/22	\$295.20
	1				\$295.20

Payment Listing by Class

4/1/2022 - 4/30/2022

Vendor Name	Check #/Count	Payment Date	Invoice Number	Invoice Description	Payment Amount
PRESIDENT & FELLOWS OF HARVARD COLLEGE	000006171	04/21/22	HKSEE026538	MARWAN K. 6/2022 EXEC PROGRAM	\$16,900.00
	1				\$16,900.00
SHARON D BRIMER	000006130	04/14/22	FEB/MAR2022	BOARD MINUTES - FEB/MAR2022	\$705.00
	1				\$705.00
TASC	000006077	04/07/22	IN2323358	FSA ADMIN FEES - FEBRUARY 2022	\$149.25
	000006187	04/21/22	IN2353888	FSA ADMIN FEES - MARCH 2022	\$143.28
	2				\$292.53
TRACKER, A DIVISION OF C2, LLC	000006079	04/07/22	03-09481	PORTFOLIO ACCTING & REPORTING	\$3,300.00
	000006242	04/28/22	22-0000-186-Q1	PORTFOLIO ACCTING & REPORTING	\$1,500.00
	2				\$4,800.00
VISION SERVICE PLAN - (CA)	000006089	04/07/22	814693145	APR 2022 VISION INSURANCE	\$1,259.04
	000006243	04/28/22	814959085	MAY 2022 VISION INSURANCE	\$1,259.04
	2				\$2,518.08
VISTA DEL VERDE LANDSCAPE	000006088	04/07/22	36337	LANDSCAPE MAINT FEES - APR	\$2,743.79
	1				\$2,743.79
Total DEPARTMENT EXPENSE	18				\$186,837.01
GENERAL AND ADMINISTRATIVE					
360 BC GROUP INC.	000006113	04/14/22	30232	WEBSITE MAINTENANCE - MAR	\$2,000.00
	1				\$2,000.00
ABATIX CORP	000006209	04/21/22	8238825	ASBESTOS LABELS	\$588.85
	1				\$588.85
ACCO ENGINEERED SYSTEMS, INC.	000006254	04/28/22	20240756	SERVER ROOM REPAIRS	\$2,446.57
	1				\$2,446.57
ADVANCED CHEMICAL TRANSPORT, INC.	000006145	04/14/22	392586	HAZARDOUS WASTE DISPOSAL	\$288.75
		04/14/22	395796	HAZARDOUS WASTE DISPOSAL	\$1,517.29
		04/14/22	394665	HAZARDOUS WASTE DISPOSAL	\$240.00

Payment Listing by Class

4/1/2022 - 4/30/2022

Vendor Name	Check #/Count	Payment Date	Invoice Number	Invoice Description	Payment Amount
ADVANCED CHEMICAL TRANSPORT, INC.	000006145	04/14/22	394668	HAZARDOUS WASTE DISPOSAL	\$240.00
		04/14/22	394667	HAZARDOUS WASTE DISPOSAL	\$240.00
	000006255	04/28/22	392575	HAZARDOUS WASTE DISPOSAL	\$723.60
		04/28/22	392566	HAZARDOUS WASTE DISPOSAL	\$477.23
2					\$3,726.87
ALLISON STARR	000006247	04/28/22	CHEQ00099007 980	01307100 Cheque Deposits 01307	\$79.45
		1			
APPLIED BEST PRACTICES, LLC/FIELDMAN ROLAPP	000006111	04/14/22	26871	PROFESSIONAL SERVICES	\$350.00
		1			
ARIZENT	000006112	04/14/22	SUB06069	BB ONE YEAR SUBSCRIPTION	\$3,420.00
		1			
AT&T MOBILITY	000006097	04/07/22	87306005081X0 3152022	WIRELESS COMM 03/08-04/07	\$338.44
		04/07/22	87295684390X0 3162022	WIRELESS COMM 03/09-04/08	\$655.01
	000006257	04/28/22	87306005081X0 4152022	WIRELESS COMM 04/08-05/07	\$258.18
		04/28/22	87295684390X0 4162022	WIRELESS COMM 04/09-05/08	\$682.71
2					\$1,934.34
BARRY SAYWITZ PROP ONE, LP	000006200	04/21/22	CHEQ00099007 971	00509600 Overpayment	\$36.87
		1			
BEN'S ASPHALT	000006047	04/07/22	19429	M22-003 ON CALL PAVING	\$36,965.00
		1			
BEST BEST & KRIEGER	000006226	04/28/22	932520	PROFESSIONAL SERVICES	\$1,050.00
		1			
BLACK ROCK CONSTRUCTION	000006205	04/21/22	CHEQ00099007 968	20065800 Overpayment due to bi	\$3,801.72
		1			
BOLLAND AND ASSOCIATES	000006048	04/07/22	220304	REGULATORY CONSULTING FEE	\$650.00

Payment Listing by Class

4/1/2022 - 4/30/2022

Vendor Name	Check #/Count	Payment Date	Invoice Number	Invoice Description	Payment Amount
	1				\$650.00
BRAD SAMWAYS	000006252	04/28/22	CHEQ00099007 986	01518800 Overpayment	\$301.93
	1				\$301.93
BRENDA DEELEY PR LLC	000006049	04/07/22	1358	CONSULTING FEE MARCH 2022	\$10,600.00
	1				\$10,600.00
BROWN & CALDWELL	000006109	04/14/22	12432714	M21-210B2 RES 1, 2 UPGRADES	\$114,214.25
	1				\$114,214.25
BSI AMERICA PROFESSIONAL SERVICES INC.	000006050	04/07/22	72715	EHS SUPPORT SERVICES	\$12,118.00
	1				\$12,118.00
CALIFORNIA ADVOCATES INC.	000006114	04/14/22	042234	PROFESSIONAL SERVICES	\$7,700.00
	1				\$7,700.00
CANON FINANCIAL SERVICES, INC.	000006224	04/21/22	27524613	Receivings Transaction Entry	\$2,000.93
		04/21/22	28263975	PRINTER EQUIPMENT LEASE	\$2,000.93
		04/21/22	27824527	PRINTER EQUIPMENT LEASE	\$1,099.07
	1				\$5,100.93
CANON SOLUTIONS AMERICA, INC	000006165	04/21/22	583052	COPIER USAGE 12/29 -03/28	\$3,171.81
	1				\$3,171.81
CCS ORANGE COUNTY JANITORIAL INC.	000006101	04/07/22	548512	JANITORIAL SERVICES	\$3,933.67
		04/07/22	80764242	JANITORIAL SUPPLIES	\$99.65
	1				\$4,033.32
CHARTER COMMUNICATIONS HOLDINGS, LLC	000006260	04/28/22	1201986010401 22	INTERNET -MWRP	\$1,370.43
	1				\$1,370.43
CHRISTINA VOGUE	000006142	04/14/22	CHEQ00099007 966	06750104 Overpayment	\$42.07
	1				\$42.07
CITY OF SANTA ANA	000006213	04/21/22	35776303MAR2 2	CHANDLER WATER/SEWER	\$206.26
		04/21/22	35821304MAR2 2	CRODDY WATER/SEWER	\$625.82

Payment Listing by Class

4/1/2022 - 4/30/2022

Vendor Name	Check #/Count	Payment Date	Invoice Number	Invoice Description	Payment Amount
	1				\$832.08
CITY OF TUSTIN	000006115	04/14/22	2022	2022 Membership Renewal	\$250.00
	1				\$250.00
COSTA MESA COLLISION AND AUTO PAINTING	000006051	04/07/22	3336	TRUCK REPAIR	\$3,475.24
	000006166	04/21/22	3337	TRUCK REPAIR	\$2,980.68
	2				\$6,455.92
DARREN CRUME	000006251	04/28/22	CHEQ00099007 979	07002800 Cheque Deposits 07002	\$81.85
	1				\$81.85
DAVID MATEUS	000006248	04/28/22	CHEQ00099007 982	05006400 Cheque Deposits 05006	\$29.22
	1				\$29.22
DENNIS D ROCK CONSTRUCTION (1ST ALERT)	000006167	04/21/22	22054	MONTHLY INSPECTIONS	\$675.00
	1				\$675.00
DROPBOX	000006168	04/21/22	21530349	17-DROP BOX USER LICENSES	\$2,550.00
	1				\$2,550.00
EAN SERVICES LLC	000006119	04/14/22	29486220	TRUCK RENTAL	\$1,184.16
	1				\$1,184.16
ECAMSECURE	000006102	04/07/22	801204	M21-250A1 MONTHLY SERVICES	\$289.52
		04/07/22	801203	M21-250A1 MONTHLY SERVICES	\$285.54
	1				\$575.06
EMPOWER	000006150	04/14/22	341498	457 PLAN EXPENSE 12/16-03/15	\$6,313.28
		04/14/22	341619	401 PLAN EXPENSE 12/16-03/15	\$437.86
	GW TRUST	04/05/22	03302022 MATCH	3.30.22- MATCH	\$6,151.71
		04/13/22	41322 CONTRI	4.13.22 CONTRIBUTUIONS	\$21,336.18
		04/05/22	033022 401A	3.30.22 - 401A	\$1,028.96
		04/05/22	03302022 CONTRI	3.30.22 - CONTRIBUTION	\$21,176.18
		04/13/22	04132022 MATCH	4.13.22 MATCH	\$9,751.71
		04/13/22	41322 401A	4.13.22 401A	\$1,028.96
	2				\$67,224.84

Payment Listing by Class

4/1/2022 - 4/30/2022

Vendor Name	Check #/Count	Payment Date	Invoice Number	Invoice Description	Payment Amount
ENTERPRISE FM TRUST	000006229	04/28/22	FBN4448736	AUTO LEASES - APRIL 2022	\$1,025.68
	1				\$1,025.68
ERICK M WEISS	000006202	04/21/22	CHEQ00099007 978	07010000 Cheque Deposits 07010	\$130.55
	1				\$130.55
FM THOMAS AIR CONDITIONING INC	000006262	04/28/22	43760	QUARTERLY MAINTENANCE	\$1,111.00
		04/28/22	43761	QUARTERLY MAINTENANCE	\$345.00
	1				\$1,456.00
FULL CIRCLE RECYCLING	000006057	04/07/22	27557	RECYCLING SERVICES	\$133.50
	1				\$133.50
GEIGER	000006058	04/07/22	4706652	MWD PROMO ITEMS	\$867.21
	000006231	04/28/22	4724740	MWD PROMO ITEMS	\$8,844.66
	2				\$9,711.87
GRAFIX SYSTEMS	000006059	04/07/22	29911	FLEET - LOGO DECALS	\$220.33
	1				\$220.33
HATHAWAY DINWIDDIE CONSTRUCTION	000006208	04/21/22	CHEQ00099007 969	20072100 Overpayment due to bi	\$4,330.08
	1				\$4,330.08
INFOSEND INC	000006064	04/07/22	209601	CUSTOMER BILLING SERVICE	\$1,285.70
	000006122	04/14/22	210607	CUSTOMER BILLING SERVICE	\$1,856.84
	000006264	04/28/22	211220	MAIL INSERT	\$733.42
		04/28/22	211085	CUSTOMER BILLING SERVICE	\$1,184.96
		04/28/22	210794	CUSTOMER BILLING SERVICE	\$1,084.07
	3				\$6,144.99
INSIGHT PUBLIC SECTOR	000006066	04/07/22	1100922245	MICROSOFT ANNUAL SUPPORT	\$18,162.96
	1				\$18,162.96
JAMES NACHAZEL	000006143	04/14/22	CHEQ00099007 967	03608500 Cheque Deposits 03608	\$7.99
	1				\$7.99
JAYCEE CID	000006268	04/28/22	CHEQ00099007 983	00313902 Cheque Deposits 00313	\$102.01

Payment Listing by Class

4/1/2022 - 4/30/2022

Vendor Name	Check #/Count	Payment Date	Invoice Number	Invoice Description	Payment Amount
	1				\$102.01
JOHANNA DOMBO	000006141	04/14/22	CHEQ00099007 965	07417000 Overpayment	\$127.76
	1				\$127.76
JOHN ROBINSON CONSULTING, INC.	000006067	04/07/22	MW201901-36	CONSULTING SERVICES	\$11,700.00
	1				\$11,700.00
JOVENVILLE, LLC DBA WE THE CREATIVE	000006138	04/14/22	22-6725	DESIGN & DEVELOPMENT	\$650.00
	1				\$650.00
JUSTIN L. SAEGUSA	000006174	04/21/22	0377	DESIGN MAILER SERVICES	\$1,000.00
		04/21/22	0376	DESIGN MAILER SERVICES	\$1,000.00
	1				\$2,000.00
KLEEN KRAFT SERVICES	000006152	04/14/22	1100541	UNIFORMS, MATS, TOWELS	\$500.20
		04/14/22	1099875	UNIFORMS, MATS, TOWELS	\$502.12
	000006217	04/21/22	1101867	UNIFORMS, MATS, TOWELS	\$274.75
		04/21/22	1101196	UNIFORMS, MATS, TOWELS	\$183.30
	000006235	04/28/22	1102528	UNIFORMS, MATS, TOWELS	\$248.51
	3				\$1,708.88
LA CONSULTING INC	000006068	04/07/22	0015338	M21-104 WATER SYS ENHANCEMNT	\$3,406.40
		04/07/22	0015334	PERFORMANCE AUDIT FY2021	\$20,964.62
	1				\$24,371.02
LIEBERT CASSIDY WHITMORE	000006069	04/07/22	213707	PROFESSIONAL SERVICES - FEB	\$771.00
		04/07/22	214339	PROFESSIONAL SERVICES - FEB	\$5,122.00
	1				\$5,893.00
LIFECOM, INC.	000006177	04/21/22	2095913-IN	SERVICE/CALIBRATE RKI EAGLE	\$65.00
		04/21/22	2095911-IN	SERVICE/CALIBRATE RKI GX	\$65.00
		04/21/22	2095912-IN	SERVICE/CALIBRATE RKI EAGLE	\$65.00

Payment Listing by Class

4/1/2022 - 4/30/2022

Vendor Name	Check #/Count	Payment Date	Invoice Number	Invoice Description	Payment Amount
LIFECOM, INC.	000006237	04/28/22	2095970-IN	SERVICE/CALIBRATE RKI EAGLE	\$65.00
		04/28/22	2095972-IN	SERVICE/CALIBRATE RKI EAGLE	\$65.00
		04/28/22	2095971-IN	SERVICE/CALIBRATE RKI EAGLE	\$65.00
	2				\$390.00
LMC COSTA MESA HOLDING, LP	000006253	04/28/22	CHEQ00099007 984	20075000 Cheque Deposits 20075	\$1,182.74
	1				\$1,182.74
LOOMIS ARMORED US, LLC DBA LOOMIS	000006178	04/21/22	12998911	MONTHLY ARMORED CAR SERVICE	\$110.25
	1				\$110.25
MANTA NATH	000006207	04/21/22	CHEQ00099007 970	03704900 Overpayment	\$18.00
	1				\$18.00
MARIBEL LARIOS DBA FIDUCIARY EXPERTS LLC	000006056	04/07/22	000113-R-0003	QUARTERLY FEE - 1ST QTR	\$2,000.00
	1				\$2,000.00
MATTHEW ECONOMAKOS	000006201	04/21/22	CHEQ00099007 976	02309101 Cheque Deposits 02309	\$153.56
	1				\$153.56
MOUNTAIN COUNTIES WATER RESOURCES ASSOCIATION	000006104	04/07/22	1233	SPONSORSHIP	\$2,500.00
	1				\$2,500.00
MOUSE GRAPHICS	000006155	04/14/22	447237	DESIGN SIGN	\$50.64
		04/14/22	447175	DESIGN SIGN	\$184.25
	1				\$234.89
MYERS & SONS HI-WAY SAFETY INC	000006238	04/28/22	125953	SAFETY EQUIPMENT	\$1,253.59
	1				\$1,253.59
NATIONWIDE GENERAL CONSTRUCTION SVCS	000006198	04/21/22	CHEQ00099007 975	20077300 Cheque Deposits 20077	\$1,215.79
	1				\$1,215.79
NEXTDAY DELIVERY SERVICE, LLC	000006153	04/14/22	799278	MAIL DELIVERY SVCS	\$167.40
	1				\$167.40
NICKI HARLOW	000006043	04/07/22	CHEQ00099007 963	30000979 Cheque Deposits 30000	\$274.24
	1				\$274.24
NIKKI BEUGLET	000006250	04/28/22	CHEQ00099007 981	00302200 Cheque Deposits 00302	\$58.32

Payment Listing by Class

4/1/2022 - 4/30/2022

Vendor Name	Check #/Count	Payment Date	Invoice Number	Invoice Description	Payment Amount
	1				\$58.32
NPG, INC.	000006203	04/21/22	CHEQ00099007 973	20070900 Cheque Deposits 20070	\$1,063.16
	1				\$1,063.16
OHLUND MANAGEMENT & TECHNICAL SERVICES, LLC	000006126	04/14/22	22-004	CONSULTING FEE	\$3,825.00
	1				\$3,825.00
O'NEIL STORAGE #0481	000006182	04/21/22	2203050	FILE STORAGE - MARCH 2022	\$172.92
	1				\$172.92
ORANGE COUNTY CURRENT AFFAIRS	000006220	04/21/22	SCG_037	OC FORUM TICKET	\$75.00
	1				\$75.00
PDQ.COM CORPORATION	000006127	04/14/22	PDQ12721	LICENSE RENEWAL	\$900.00
	1				\$900.00
PRECISION DIESEL	000006128	04/14/22	059105	SERVICE CALL	\$797.04
	1				\$797.04
QUANTUM ANALYTICAL SERVICES INC.	000006240	04/28/22	22207	WATER QUALITY TESTING	\$325.00
	1				\$325.00
RAFTELIS FINANCIAL CONSULTANTS	000006184	04/21/22	23079	POTABLE&RECYLCED WATER COS	\$1,271.25
	1				\$1,271.25
RANDALL CLUTE	000006249	04/28/22	CHEQ00099007 985	05805800 Overpayment	\$108.95
	1				\$108.95
RAYNE WATER SYSTEMS	000006072	04/07/22	30486APR22	SOFT WATER SERVICE - APR 2022	\$44.50
	1				\$44.50
ROBERT J KUEHNE	000006199	04/21/22	CHEQ00099007 977	01006200 Cheque Deposits 01006	\$130.98
	1				\$130.98
SCI CONSULTING GROUP	000006129	04/14/22	SBS10224	CONSULTING	\$7,800.00
	1				\$7,800.00
STAFFING SOLUTIONS	000006075	04/07/22	36186	TEMP LABOR, CUS SVC, WE 03/20	\$1,399.92
	000006133	04/14/22	36249	TEMP LABOR, CUS SVC, WE 03/27	\$1,473.60
	000006186	04/21/22	36315	TEMP LABOR, CUS SVC, WE 04/03	\$1,473.60

Payment Listing by Class

4/1/2022 - 4/30/2022

Vendor Name	Check #/Count	Payment Date	Invoice Number	Invoice Description	Payment Amount
STAFFING SOLUTIONS	000006266	04/28/22	36381	TEMP LABOR, CUS SVC, WE 04/10	\$1,888.85
	4				\$6,235.97
T2 TECHNOLOGY GROUP, LLC	000006221	04/21/22	5071	M21-120A AWS CLOUD	\$9,000.00
	1				\$9,000.00
TAREK BUYS HOUSES, LLC	000006144	04/14/22	CHEQ00099007964	08206400 Overpayment	\$208.20
	1				\$208.20
THEODORE ROBINS FORD	000006108	04/07/22	C65772	AUTO REPAIRS & MAINTENANCE	\$1,366.08
	000006134	04/14/22	C65936	AUTO REPAIRS & MAINTENANCE	\$382.30
	000006188	04/21/22	C64757	AUTO REPAIRS & MAINTENANCE	\$95.00
	3				\$1,843.38
TIME WARNER CABLE	000006078	04/07/22	1048224031922	INTERNET - DISTRICT	\$2,248.00
	000006222	04/21/22	0012934040322	INTERNET - DISTRICT	\$382.91
		04/21/22	1774795040622	INTERNET - DISTRICT	\$97.98
	2				\$2,728.89
TORELLI REALTY	000006204	04/21/22	CHEQ00099007974	09621900 Overpayment	\$270.76
	1				\$270.76
TRIMAR PROPERTIES, LLC	000006206	04/21/22	CHEQ00099007972	10219504 Overpayment	\$23.00
	1				\$23.00
ULINE	000006082	04/07/22	146534345	WATER OPS SUPPLIES	\$143.42
	1				\$143.42
UNIVERSAL WASTE SYSTEMS, INC	000006083	04/07/22	0001455528	WASTE REMOVAL - APRIL	\$124.88
	1				\$124.88
UNUM	000006085	04/07/22	04205600016APR22	LIFE INSURANCE - APRIL 2022	\$3,992.40
	000006137	04/14/22	04205600016MAY22	LIFE INSURANCE - MAY 2022	\$3,992.29
	2				\$7,984.69
VERIZON WIRELESS	000006086	04/07/22	9902016737	MOBILE INTERNET 02/17-03/16	\$1,978.91
	1				\$1,978.91
VORTEX INDUSTRIES, INC	000006190	04/21/22	09-1584325	GATE REPAIRS	\$685.00

Payment Listing by Class

4/1/2022 - 4/30/2022

Vendor Name	Check #/Count	Payment Date	Invoice Number	Invoice Description	Payment Amount
	1				\$685.00
WASTE MANAGEMENT OF OC	000006092	04/07/22	7956586-0149-2	TR CONTAINER RENTAL MAR22	\$581.25
	000006193	04/21/22	0399647-2884-2	TR CONTAINER RENTAL APR22	\$1,426.52
	2				\$2,007.77
WATER SYSTEMS CONSULTING, INC.	000006194	04/21/22	6523	M21-220A WILSON PIPELINE REPLC	\$2,230.00
	1				\$2,230.00
WESTERN EXTERMINATOR COMPANY	000006195	04/21/22	22410782	PEST CONTROL - MWRF	\$101.00
	000006246	04/28/22	22410781	PEST CONTROL - DISTRICT	\$100.75
	2				\$201.75
WILLIAMS SCOTSMAN INC.	000006197	04/21/22	9013606922	Receivings Transaction Entry	\$3,587.75
	1				\$3,587.75
YORKE ENGINEERING, LLC	000006093	04/07/22	28843	AQ & ES ENVIRONMENTAL SERVICE	\$7,410.00
	1				\$7,410.00
ZAYO GROUP HOLDINGS, INC. DBA ZAYO GROUP LLC	000006139	04/14/22	2022040035347	M21-120A AWS CIRCUIT	\$2,077.58
	1				\$2,077.58
Total GENERAL AND ADMINISTRATIVE	113				\$458,251.69
PROJECT REFUNDS					
JUSTIN GILLETT	000006164	04/21/22	C0247-21-01	PLAN CHECK REFUND	\$1,474.00
	1				\$1,474.00
Total PROJECT REFUNDS	1				\$1,474.00
RETIREE CHECKS					
ALAN COOK	000006095	04/07/22	040122	APR 2022 INSURANCE SUBSIDY	\$88.83
	1				\$88.83
ART HERNANDEZ	000006045	04/07/22	040122	APR 2022 INSURANCE SUBSIDY	\$173.08
	1				\$173.08
COLEEN L MONTELEONE	000006100	04/07/22	040122	APR 2022 INSURANCE SUBSIDY	\$235.00
	1				\$235.00

Payment Listing by Class

4/1/2022 - 4/30/2022

Vendor Name	Check #/Count	Payment Date	Invoice Number	Invoice Description	Payment Amount
DIANA LEACH	000006052	04/07/22	040122	APR 2022 INSURANCE SUBSIDY	\$271.06
	1				\$271.06
LORI MULLER	000006070	04/07/22	040122	APR 2022 INSURANCE SUBSIDY	\$88.83
	1				\$88.83
Total RETIREE CHECKS	5				\$856.80
VARIOUS					
ACADEMY ELECTRIC INC.	000006140	04/14/22	1302-20	ELECTRICAL REPAIRS	\$552.00
	1				\$552.00
AMAZON BUSINESS	000006096	04/07/22	1WX4-FC79- D4RK	OFFICE SUPPLIES	\$274.42
		04/07/22	1T6P-LRMN- 9PC1	OFFICE SUPPLIES	\$107.74
		04/07/22	1NVC-XWRM- G3KQ	OFFICE SUPPLIES	\$317.20
		04/07/22	16GG-KQT9- 9GDT	OFFICE SUPPLIES	\$70.98
		04/07/22	1MKW-NP6P- XLQR	OFFICE SUPPLIES	\$84.97
		04/07/22	1QWW-Y6JX- F4PM	OFFICE SUPPLIES	\$47.68
		04/07/22	1HMX-FQ3R- GGK4	OFFICE SUPPLIES	\$197.78
		04/07/22	1GKY-7QKQ- CJCG	OFFICE SUPPLIES	\$114.03
	000006154	04/14/22	1YGD-9RG7- VXXH	OFFICE SUPPLIES	\$314.35
		04/14/22	1JJQ-DFXR-4T4C	OFFICE SUPPLIES	\$53.88
		04/14/22	1PWT-WJVN- 6YMR	OFFICE SUPPLIES	\$43.08
		04/14/22	1TDL-G7LN- RC3L	OFFICE SUPPLIES	\$118.63
		04/14/22	1W6M-JVPV- V9LD	OFFICE SUPPLIES	\$43.05
	000006210	04/21/22	1K6K-J9R4- QDTN	OFFICE SUPPLIES	\$120.58
		04/21/22	1496-XRQD- 1NDT	OFFICE SUPPLIES	\$142.67
		04/21/22	1VX3-1TLQ- DRJG	OFFICE SUPPLIES	\$17.22
		04/21/22	1CWJ-QH4F- D6WN	OFFICE SUPPLIES	\$20.47

Payment Listing by Class

4/1/2022 - 4/30/2022

Vendor Name	Check #/Count	Payment Date	Invoice Number	Invoice Description	Payment Amount		
AMAZON BUSINESS	000006210	04/21/22	117J-J4JY-14K9	OFFICE SUPPLIES	\$72.08		
		04/21/22	1D4Q-FQJW-PHG6	OFFICE SUPPLIES	\$397.18		
		04/21/22	1JMX-VP1Y-GMNJ	OFFICE SUPPLIES	\$32.31		
		04/21/22	19NT-JCCG-1JDN	OFFICE SUPPLIES	\$84.57		
		04/21/22	14ND-KNQL-PPFY	OFFICE SUPPLIES	\$73.78		
	000006256	04/28/22	1XC3-6TMQ-CPGP	OFFICE SUPPLIES	\$41.32		
		04/28/22	1NXN-DF9V-CQ6C	OFFICE SUPPLIES	\$176.98		
		04/28/22	11HQ-4K1Y-WNDV	OFFICE SUPPLIES	\$114.96		
		04/28/22	1KV9-N6HD-XPMD	OFFICE SUPPLIES	\$53.26		
		04/28/22	1MGT-W1NC-N3YC	OFFICE SUPPLIES	\$15.03		
		04/28/22	1XC3-6TMQ-46VM	OFFICE SUPPLIES	\$114.28		
		04/28/22	1Q3D-QQ4N-9YHR	OFFICE SUPPLIES	\$34.75		
		04/28/22	1V6F-F9MW-DRQV	OFFICE SUPPLIES	\$205.72		
		04/28/22	1XC3-6TMQ-L473	OFFICE SUPPLIES	\$9.50		
		04/28/22	1QYN-K9PW-99GV	OFFICE SUPPLIES	\$137.50		
		04/28/22	11H1-QYW7-6V6J	OFFICE SUPPLIES	\$15.07		
		04/28/22	1R3Q-1MMM-PJJF	OFFICE SUPPLIES	\$20.47		
		4					\$3,687.49
		AT&T	000006146	04/14/22	0779MAR22	339-263-0779 MARCH 2022	\$1,639.37
000006163	04/21/22		0779APR22	339-263-0779 APRIL 2022	\$1,639.37		
000006211	04/21/22		000017995517	ACCT# 9391055284 MARCH	\$3,938.51		
	04/21/22		000017996375	ACCT# 9391061444 MARCH	\$67.94		
3					\$7,285.19		
DION & SONS, INC	000006261	04/28/22	790579	DIESEL FUEL	\$1,415.20		

Payment Listing by Class

4/1/2022 - 4/30/2022

Vendor Name	Check #/Count	Payment Date	Invoice Number	Invoice Description	Payment Amount
DION & SONS, INC	000006261	04/28/22	790507	GASOLINE	\$12,381.98
	1				\$13,797.18
DON WOLF & ASSOCIATES INC	000006118	04/14/22	41085	REPAIR - TESTO	\$2,591.66
	1				\$2,591.66
ELITE EQUIPMENT	000006148	04/14/22	45274	REPAIRS	\$872.02
		04/14/22	45154	REPAIRS	\$364.99
	1				\$1,237.01
EMISSION COMPLIANT CONTROLS CORP	000006149	04/14/22	PS05359	ENGINE REPAIRS	\$1,911.69
		04/14/22	PS05362	ENGINE REPAIRS	\$2,890.19
	000006169	04/21/22	PS05358	ENGINE REPAIRS	\$1,554.07
2				\$6,355.95	
FEDERAL EXPRESS CORPORATION	000006055	04/07/22	7-701-82316	SHIPPING SERVICES	\$38.43
	000006120	04/14/22	7-709-02346	SHIPPING SERVICES	\$375.20
	000006170	04/21/22	7-716-95103	SHIPPING SERVICES	\$151.47
	000006230	04/28/22	7-723-87433	SHIPPING SERVICES	\$39.91
	4				\$605.01
GRAINGER	000006215	04/21/22	9273526468	SAFETY TOOLS & EQUIPMENT	\$93.61
		04/21/22	9269661337	SAFETY TOOLS & EQUIPMENT	\$880.21
		04/21/22	9257441981	SAFETY TOOLS & EQUIPMENT	\$85.23
	1				\$1,059.05
HACH COMPANY	000006103	04/07/22	12933419	WATER QUALITY SUPPLIES	\$1,077.87
		04/07/22	12910724	WATER QUALITY SUPPLIES	\$276.51
		04/07/22	12945521	WATER QUALITY SUPPLIES	\$483.14
		04/07/22	12940974	WATER QUALITY SUPPLIES	\$526.78
	000006151	04/14/22	12960864	WATER QUALITY SUPPLIES	\$2,136.42
	000006216	04/21/22	12930770	WATER QUALITY SUPPLIES	\$597.36
	000006263	04/28/22	12963804	WATER QUALITY SUPPLIES	\$526.78
		04/28/22	12976731	WATER QUALITY SUPPLIES	\$567.82
	4				\$6,192.68

Payment Listing by Class

4/1/2022 - 4/30/2022

Vendor Name	Check #/Count	Payment Date	Invoice Number	Invoice Description	Payment Amount
HRCHITECT	000006172	04/21/22	2022-0297	M18-110 HRIS CONSULTANT	\$87.50
	000006234	04/28/22	2022-0330	M18-110 HRIS CONSULTANT	\$87.50
	2				\$175.00
HUB AUTO SUPPLY	000006062	04/07/22	305306	AUTO SUPPLIES	\$6.03
	000006121	04/14/22	306849	AUTO SUPPLIES	\$10.78
	000006173	04/21/22	309145	AUTO SUPPLIES	\$4.65
		04/21/22	309160	AUTO SUPPLIES	\$2.41
	3				\$23.87
JA SALAZAR CONSTRUCTION & SUPPLY	000006161	04/21/22	411-5R1	M21-220A WILSON PIPELINE REPLC	\$488,635.24
	1				\$488,635.24
KOFF AND ASSOCIATES	000006123	04/14/22	014310	PROFESSIONAL SERVICES	\$2,053.75
	1				\$2,053.75
LEWIS CONSULTING GROUP	000006176	04/21/22	2022-106	GOV'T RELATIONS SERVICES	\$5,000.00
	1				\$5,000.00
MEYERS NAVE, A PROFESSIONAL CORPORATION	000006218	04/21/22	187330	IRWD PROFESSIONAL SERVICES	\$21,672.03
		04/21/22	189053	OCWD PROFESSIONAL SERVICES	\$2,203.20
		04/21/22	189666	PROFESSIONAL SERV JANUARY	\$388.80
		04/21/22	191345	PROFESSIONAL SERV FEBRUARY	\$675.27
	1				\$24,939.30
NORTHERN SAFETY CO INC	000006179	04/21/22	904729534	SAFETY SUPPLIES	\$452.33
	1				\$452.33
SHERWIN WILLIAMS COMPANY	000006073	04/07/22	7201-2	PAINTING SUPPLIES	\$66.18
	1				\$66.18
SIGN DEPOT	000006131	04/14/22	9748	SIGNS	\$177.79
	1				\$177.79
SOUTHERN CALIFORNIA GAS CO	000006106	04/07/22	05060829008AP R22	NATURAL GAS, WELL 5, MAR 2022	\$20,672.17
		04/07/22	08940813002M AR22	NATURAL GAS, RES 1, MAR 2022	\$1,315.18

Payment Listing by Class

4/1/2022 - 4/30/2022

Vendor Name	Check #/Count	Payment Date	Invoice Number	Invoice Description	Payment Amount
SOUTHERN CALIFORNIA GAS CO	000006106	04/07/22	08520813000M AR22	NATURAL GAS, DISTRICT MAR 2022	\$66.63
	000006241	04/28/22	05200799004AP R22	NATURAL GAS, RES 2, APR 2022	\$3,184.81
	2				\$25,238.79
SPRYPOINT SERVICES INC	000006074	04/07/22	INV-1030	COGSDALE SUPPORT	\$1,300.00
	1				\$1,300.00
STIVERS & ASSOCIATES INC.	000006076	04/07/22	12-891	M21-250A1 MWRP SCADA CONT RM	\$3,675.00
	1				\$3,675.00
THE HOME DEPOT COMMERCIAL ACCT	000006233	04/28/22	1915MAR22	TOOLS & EQUIPMENT	\$1,414.65
	1				\$1,414.65
TYCO/ JOHNSON CONTROLS	000006081	04/07/22	10478453	QUARTERLY SECURITY SERVICE	\$9,466.96
	000006135	04/14/22	37133144	SERVICE CALL	\$749.01
		04/14/22	37133145	SERVICE CALL	\$139.97
		04/14/22	37135276	SERVICE CALL	\$484.88
	2				\$10,840.82
USA BLUEBOOK	000006189	04/21/22	850822	WATER OPS SUPPLIES	\$284.03
	1				\$284.03
VFS FIRE & SECURITY SERVICES	000006087	04/07/22	12182066	QUARTERLY SPRINKLER INSP	\$250.00
		04/07/22	12182049	QUARTERLY SPRINKLER INSP	\$250.00
	1				\$500.00
VONAGE HOLDINGS CORPORATION	000006090	04/07/22	2162190	TELEPHONE SERVICES	\$10,570.01
	1				\$10,570.01
WECK ANALYTICAL ENVIRONMENTAL SERVICES INC.	000006267	04/28/22	70901	WATER QUALITY ANALYSIS	\$3,974.00
	1				\$3,974.00
WESTBOUND COMMUNICATIONS	000006245	04/28/22	4839	DIGITAL & SOCIAL MEDIA SERVICE	\$6,580.40
	1				\$6,580.40
Total VARIOUS	46				\$629,264.38
WATER SUPPLY					
AIRGAS USA LLC	000006110	04/14/22	9987644354	CYLINDER RENTAL	\$131.94
	1				\$131.94

Payment Listing by Class

4/1/2022 - 4/30/2022

AMERICAN WATER CHEMICALS	000006044	04/07/22	05-220277/1	WATER TREATMENT CHEMICAL	\$6,488.71
	1				\$6,488.71
HILL BROTHERS CHEMICAL CO.	000006061	04/07/22	07124958	AMMONIA	\$4,555.22
	1				\$4,555.22
LINDE INC.	000006105	04/07/22	69900128	CARBON DIOXIDE TANK RENTAL	\$3,149.53
		04/07/22	69754176	CARBON DIOXIDE	\$4,715.49
	000006183	04/21/22	69881582	CARBON DIOXIDE	\$4,733.14
	000006239	04/28/22	70013488	CARBON DIOXIDE	\$4,808.16
	3				\$17,406.32
MUNICIPAL WATER DISTRICT OF OC	0177226	04/21/22	2594	SMART TIMERS - FEBRUARY 2022	\$403.00
	1				\$403.00
OCWD	0177230	04/26/22	24112	GAP WTR MARCH 22	\$65,060.45
	1				\$65,060.45
PACIFIC STAR CHEMICAL DBA NORTHSTAR CHEMICAL	000006071	04/07/22	219461	SOD HYPO	\$1,542.94
		04/07/22	219459	SOD HYPO	\$1,454.08
		04/07/22	219460	SOD HYPO	\$3,231.28
		04/07/22	219458	SOD HYPO	\$1,551.02
	000006219	04/21/22	220489	SOD HYPO	\$2,056.11
		04/21/22	220488	SOD HYPO	\$206.80
		04/21/22	220485	SOD HYPO	\$2,003.40
		04/21/22	220487	SOD HYPO	\$4,607.82
	000006265	04/28/22	221037	SOD HYPO	\$1,680.27
		04/28/22	221036	SOD HYPO	\$1,292.51
		04/28/22	221039	SODIUM BISULFITE	\$2,364.10
		04/28/22	221038	SOD HYPO	\$3,489.79
	3				\$25,480.12
SEPARATION PROCESSES, INC	000006185	04/21/22	10420	SUPPORT SERVICES	\$3,715.39
	1				\$3,715.39
UNITED WATERWORKS INC.	000006084	04/07/22	S100106020.003	WATER OPS SUPPLIES	\$243.88
	000006223	04/21/22	S100107747.001	WATER OPS SUPPLIES	\$523.50
		04/21/22	S100107195.001	WATER OPS SUPPLIES	\$2,064.57
	2				\$2,831.95
Total WATER SUPPLY	14				\$126,073.10

Payment Listing by Class

4/1/2022 - 4/30/2022

Vendor Name	Check #/Count	Payment Date	Invoice Number	Invoice Description	Payment Amount
WATER SYSTEM					
ALS TRUESDAIL LABORATORIES INC	000006080	04/07/22	522201192	WATER QUALITY TESTING	\$44.00
	1				\$44.00
BADGER METER INC.	000006098	04/07/22	1493973	M20-100 METER TECH PILOT	\$189.68
		04/07/22	80095498	METER CELLULAR ENDPOINTS	\$231.40
	000006212	04/21/22	1496444	METERS	\$10,586.43
		04/21/22	1494194	M20-100 METER TECH PILOT	\$1,876.98
	2				\$12,884.49
BATTERY MART INC	000006046	04/07/22	41472	BATTERIES	\$432.89
	1				\$432.89
CRANEVEYOR CORP	000006214	04/21/22	63512	CRANE REPAIR	\$857.78
		04/21/22	63508	ANNUAL CRANE INSPECTIONS	\$1,310.00
	1				\$2,167.78
DIG SAFE BOARD	000006053	04/07/22	DSB20210801	DIG SAFE BOARD FEES	\$212.88
	1				\$212.88
EWLES MATERIALS INC	000006054	04/07/22	436004	BOBTAIL DUMP FEES	\$540.00
	1				\$540.00
INLAND POTABLE SERVICES	000006065	04/07/22	A120-010622	MWRF, CLEAN & INSPECT	\$7,984.00
	1				\$7,984.00
LARRY'S BUILDING MATERIALS	000006175	04/21/22	CM-135800	PAVING MATERIALS	\$11.21
	000006236	04/28/22	SA-11587	M22-001MV PAVING MATERIALS	\$41.35
	2				\$52.56
ORANGE COUNTY SANITATION DISTRICT	000006181	04/21/22	541586	FY22 Q3 ESTIMATED USE CHARGE	\$21,972.95
	1				\$21,972.95
SOUTHERN COUNTIES LUBRICANTS, LLC	000006132	04/14/22	161445	CHEVRON HDAX 5200 LOW ASH	\$5,167.18
	1				\$5,167.18
UNDERGROUND SERVICE ALERT/SC	000006136	04/14/22	320220432	UNDERGROUND DIG ALERT	\$582.55
	1				\$582.55

Payment Listing by Class

4/1/2022 - 4/30/2022

Vendor Name	Check #/Count	Payment Date	Invoice Number	Invoice Description	Payment Amount
VULCAN MATERIALS	000006091	04/07/22	73236133	M22-001MV PAVING MATERIALS	\$278.72
	000006191	04/21/22	73243198	PAVING MATERIALS	\$191.94
	000006244	04/28/22	73256145	PAVING MATERIALS	\$158.00
	3				\$628.66
WEST COAST SAND & GRAVEL	000006196	04/21/22	471537	FILL SAND	\$811.68
	1				\$811.68
Total WATER SYSTEM	17				\$53,481.62
Total Payments (All)	228				\$1,952,193.02



*Dedicated to
Satisfying our Community's
Water Needs*

MEMORANDUM

TO: Board of Directors
FROM: Marwan Khalifa, CPA, MBA, Chief Financial Officer
DATE: May 24, 2022
SUBJECT: Monthly Financial Reports

RECOMMENDATION

Receive and file the Monthly Financial Reports.

STRATEGIC PLAN

Goal #3: Be financially responsible and transparent.

PRIOR BOARD ACTION/DISCUSSION

None.

DISCUSSION

The attached Treasurer's status reports reflect the performance of Mesa Water's cash and investment accounts.

FINANCIAL IMPACT

None.

ATTACHMENTS

Attachment A: Monthly Treasurer's Status Report on Investments as of 4/30/22
Attachment B: Monthly Treasurer's Status Report on Investments as of 3/31/22

Mesa Water District
Monthly Treasurer's Status Report on Investments
4/30/2022



Investments are in compliance with the Investment Policy adopted as Resolution 1506 of the Mesa Water District Board of Directors.
The liquidity of investments will meet cash flow needs for the next six months except under unforeseen catastrophic circumstances.

INVESTMENTS	Maturity Date	Days to Maturity	YTM@Cost	Cost Value	% of Portfolio	Policy % Limit	Market Value
Local Agency Investment Fund (LAIF)	Liquid	1	0.52%	1,085.56	0.00%	No Limit	1,085.56
Orange County Investment Pool (OCIP) *	Liquid	1	0.40%	828,578.46	2.26%	No Limit	828,578.46
Miscellaneous Cash (Petty, Emergency, etc.)	Liquid	1	0.00%	14,000.00	0.04%	N/A	14,000.00
US Bank Custody Account							
Negotiable Certificate of Deposit	Various	876	1.26%	9,684,000.00	25.38%	30.00%	9,309,558.83
US Agency Bonds	Various	986	0.94%	15,847,390.79	40.88%	No Limit	14,991,414.20
US Treasury Bonds	Various	947	0.67%	2,685,104.80	6.94%	No Limit	2,545,023.00
Sub Total / Average		944	1.02%	28,216,495.59			26,845,996.03
US Bank Custody Account							
Pacific Premier Bank	Liquid	1	0.01%	1,385,773.21	3.78%	No Limit	1,385,773.21
	Liquid	1	1.25%	7,600,606.90	20.72%	No Limit	7,600,606.90
Total / Average		691	1.02%	\$ 38,046,539.72	100.00%		\$ 36,676,040.16

PARS OPEB & PENSION TRUS	Monthly Rate of Return	Cost Value	Market Value
Public Agency Retirement Services (PARS)			
Capital Appreciation HighMark PLUS Fund			
OPEB	-6.75%	\$ 1,883,286.64	\$ 1,966,352.46
Pension Trust	-6.75%	\$ 13,499,828.26	\$ 14,375,217.31
		\$ 15,383,114.90	\$ 16,341,569.77

PARS OPEB & Pension Trust Benchmark - S & P 500 Index

1 Month | - 8.80 %

RISK RETENTION CORPORATION	Monthly Rate of Return	Balance
Pacific Premier Bank	N/A	\$ 2,882,764.75

California | Local Government Investment Pools

(1) Local Agency Investment Fund | LAIF includes funds designated for allocation of working capital cash to reserves, working capital cash and advances for construction. LAIF market value on Monthly Treasurer's Status Report on Investments for months between quarters is the dollar amount invested times the fair market value Fair Value factor of prior quarter end. The general ledger LAIF carrying value reflects market value (unrealized gains and losses) only at fiscal year end. LAIF provides the Fair Value factor as of March 31, June 30, September 30 and December 31 each year. LAIF market value on this report is based on the March 2022 Fair Value Factor of 0.988753538.

(2) Orange County Treasurer's Investment Pool | OCIP - The 2022 Net Asset Value Factor is estimated at 1.00, and the interest rate is the Monthly Net Yield.

Weighted Average Return

Mesa Water® Funds | 1.02%

Benchmark: 3 Month Treasury Bill - April 2022 | 0.76 %

Weighted Average Maturity

Years | 1.9 Days | 691

Mesa Water District
 Transactions Summary
 Monthly Treasurer's Status Report - Investment Activity
 Group By: Action
 Portfolio / Report Group: US Bank | Custodian - Fixed
 Begin Date: 03/31/2022, End Date: 04/30/2022

Description	CUSIP/Ticker	YTM @ Cost	Settlement Date	Maturity Date	Face Amount/Shares	Principal	Interest/Dividends	Total
Buy								
T-Note 2.25 12/31/2024	9128283P3	2.465	4/13/2022	12/31/2024	250,000.00	248,592.25	1,600.48	250,192.73
FHLB 3 4/21/2027-23	3130ARJF9	3.000	4/21/2022	4/21/2027	250,000.00	250,000.00	0.00	250,000.00
Sub Total / Average Buy					500,000.00	498,592.25	1,600.48	500,192.73
Matured								
FNMA 1.875 4/5/2022	3135G0T45	0.000	4/5/2022	4/5/2022	500,000.00	500,000.00	0.00	500,000.00
American Express 2.45 4/5/2022	02587DN38	0.000	4/5/2022	4/5/2022	247,000.00	247,000.00	0.00	247,000.00
Sub Total / Average Matured					747,000.00	747,000.00	0.00	747,000.00

Mesa Water District
Date To Date
Interest | Received - Monthly
Report Format: By Transaction
Group By: Asset Category
Portfolio / Report Group: Report Group | Treasurer's Report
Begin Date: 3/31/2022, End Date: 4/30/2022

Description	CUSIP/Ticker	Settlement Date	Maturity Date	Coupon Rate	Ending Face Amount/Shares	Interest/Dividends	Sell Accrued Interest
LAIF Policy - LAIF LGIP							
	LGIP0012	6/30/2010	N/A	N/A	1,085.56	0.85	0.00
Sub Total/Average					1,085.56	0.85	0.00
Orange County LGIP - Orange County Investment							
Pool LGIP	LGIP9LC	9/30/2011	N/A	N/A	828,578.46	0.00	0.00
Sub Total/Average					828,578.46	0.00	0.00
Miscellaneous Cash (Petty Emergency)							
Miscellaneous Cash	CASH	6/30/2015	N/A	N/A	14,000.00	0.00	0.00
Sub Total/Average					14,000.00	0.00	0.00
Negotiable Certificate of Deposit							
American Express 2.45 4/5/2022	02587DN38	4/5/2017	4/5/2022	2.450	0.00	3,017.46	0.00
Homestreet Bank WA 0.1 8/22/2022	43785QPQ0	2/22/2021	8/22/2022	0.100	249,000.00	21.15	0.00
Ally Bank UT 1.85 10/24/2022	02007GML4	10/24/2019	10/24/2022	1.850	247,000.00	2,278.49	0.00
Preferred Bank CA 0.25 7/17/2023	740367LV7	7/17/2020	7/17/2023	0.250	249,000.00	52.87	0.00
Merrick Bank UT 3 7/31/2023	59013J6G9	1/30/2019	7/31/2023	3.000	249,000.00	634.44	0.00
Enterprise Bank & Trust 1.75 11/8/2023	29367SJR6	11/8/2019	11/8/2023	1.750	249,000.00	370.09	0.00
Raymond James Bank 1.75 11/8/2023	75472RAH4	11/8/2019	11/8/2023	1.750	247,000.00	0.00	0.00
Third Federal Savings 1.75 11/13/2023	88413QCJ5	11/12/2019	11/13/2023	1.750	247,000.00	0.00	0.00
Marlin Business Bank UT 1.7 12/4/2023	57116ATG3	12/2/2019	12/4/2023	1.700	249,000.00	359.52	0.00
John Marshall Bancorp VA 0.2 12/29/2023	47804GGC1	12/30/2020	12/29/2023	0.200	249,000.00	42.30	0.00
Goldman Sachs NY 3.3 1/16/2024	38148P4E4	1/16/2019	1/16/2024	3.300	245,000.00	0.00	0.00
Bankwell Bank CT 0.35 1/30/2024	06654BCM1	7/30/2020	1/30/2024	0.350	249,000.00	0.00	0.00
Morgan Stanley UT 3.05 1/31/2024	61690UDV9	1/31/2019	1/31/2024	3.050	246,000.00	0.00	0.00
Morgan Stanley NY 3.05 1/31/2024	61760AVF3	1/31/2019	1/31/2024	3.050	246,000.00	0.00	0.00
Enerbank UT 1.15 4/29/2024	29278TNY2	4/29/2020	4/29/2024	1.150	249,000.00	243.20	0.00
First Freedom Bank 1.1 4/30/2024	32027BAM9	4/30/2020	4/30/2024	1.100	249,000.00	232.63	0.00
Capital One VA 2.65 5/22/2024	14042RLP4	5/22/2019	5/22/2024	2.650	246,000.00	0.00	0.00
Eaglebank MD 2.5 5/24/2024	27002YEN2	5/24/2019	5/24/2024	2.500	249,000.00	528.70	0.00

Description	CUSIP/Ticker	Settlement Date	Maturity Date	Coupon Rate	Ending Face Amount/Shares	Interest/Dividends	Sell Accrued Interest
Farm Bureau Bank NV 0.25 7/9/2024	307660LK4	10/9/2020	7/9/2024	0.250	249,000.00	52.87	0.00
Luana Savings Bank IA 0.2 8/19/2024	549104WN3	2/19/2021	8/19/2024	0.200	249,000.00	0.00	0.00
Synchrony Bank UT 0.55 9/3/2024	87164WA73	9/3/2021	9/3/2024	0.550	249,000.00	0.00	0.00
Sallie Mae Bank UT 1.9 10/16/2024	7954504P7	10/17/2019	10/16/2024	1.900	247,000.00	2,340.07	0.00
Celtic Bank UT 1.65 10/23/2024	15118RSV0	10/23/2019	10/23/2024	1.650	249,000.00	348.94	0.00
Garnett State Bank 1.7 11/19/2024	366526AW1	11/19/2019	11/19/2024	1.700	249,000.00	359.52	0.00
Citizens State Bank 1.7 11/22/2024	176688CR8	11/22/2019	11/22/2024	1.700	249,000.00	359.52	0.00
Transportation Alliance Bank 0.4 1/30/2025	89388CFD5	8/3/2021	1/30/2025	0.400	247,000.00	83.91	0.00
BMO Harris Bank IL 0.5 3/28/2025-20	05600XAY6	9/28/2020	3/28/2025	0.500	249,000.00	0.00	0.00
Baycoast Bank MA 0.9 3/31/2025	072727BG4	3/31/2020	3/31/2025	0.900	248,000.00	0.00	0.00
First Commercial Bank MS 0.3 3/31/2025	31984GFK0	9/30/2020	3/31/2025	0.300	249,000.00	63.44	0.00
Flagstar Bank MI 1.25 4/30/2025	33847E3A3	4/30/2020	4/30/2025	1.250	248,000.00	1,545.75	0.00
Apex Bank TN 0.95 5/8/2025	03753XBK5	5/8/2020	5/8/2025	0.950	249,000.00	200.91	0.00
Seattle Bank WA 0.75 6/2/2025-20	81258PKJ1	6/2/2020	6/2/2025	0.750	249,000.00	158.61	0.00
Medallion Bank UT 0.6 7/15/2025	58404DHM6	7/15/2020	7/15/2025	0.600	249,000.00	126.89	0.00
BMW Bank UT 0.5 9/25/2025	05580AXF6	9/25/2020	9/25/2025	0.500	249,000.00	0.00	0.00
Texas Exchange Bank TX 0.6 12/18/2025	88241TJR2	12/18/2020	12/18/2025	0.600	249,000.00	126.89	0.00
JPMorgan Chase OH 0.5 12/29/2025-21	48128UJZ0	12/29/2020	12/29/2025	0.500	249,000.00	0.00	0.00
Live Oak Banking NC 0.5 2/10/2026	538036NE0	2/10/2021	2/10/2026	0.500	249,000.00	105.74	0.00
Toyota Financial Savings NV 0.95 7/29/2026	89235MLE9	7/29/2021	7/29/2026	0.950	248,000.00	0.00	0.00
UBS Bank UT 0.95 8/25/2026	90348JS50	8/25/2021	8/25/2026	0.950	249,000.00	200.91	0.00
Capital One Bank VA 1.1 11/17/2026	14042TDW4	11/17/2021	11/17/2026	1.100	248,000.00	0.00	0.00
Sub Total/Average					9,684,000.00	13,854.82	0.00
US Agency							
FNMA 1.875 4/5/2022	3135G0T45	3/23/2020	4/5/2022	1.875	0.00	4,687.50	0.00
FNMA 1.375 9/6/2022	3135G0W33	11/8/2019	9/6/2022	1.375	500,000.00	0.00	0.00
FHLB 3 12/9/2022	3130AFE78	1/9/2019	12/9/2022	3.000	1,000,000.00	0.00	0.00
FFCB 0.125 5/3/2023-21	3133EMPA4	2/5/2021	5/3/2023	0.125	250,000.00	0.00	0.00
FFCB 2.125 6/5/2023	3133EKPT7	11/8/2019	6/5/2023	2.125	500,000.00	0.00	0.00
FHLMC 0.375 7/14/2023-22	3134GV5F1	7/14/2020	7/14/2023	0.375	250,000.00	0.00	0.00
FAMC 3.05 9/19/2023	3132X06C0	1/9/2019	9/19/2023	3.050	500,000.00	0.00	0.00
FFCB 0.25 9/21/2023-22	3133EMAM4	9/24/2020	9/21/2023	0.250	500,000.00	0.00	0.00
FFCB 0.27 11/3/2023-22	3133EMFN7	11/3/2020	11/3/2023	0.270	250,000.00	0.00	0.00
FHLMC 0.3 11/13/2023-22	3134GXAY0	11/13/2020	11/13/2023	0.300	250,000.00	0.00	0.00
FFCB 0.25 3/1/2024-21	3133EMSD5	3/24/2021	3/1/2024	0.250	250,000.00	0.00	0.00
FHLMC 0.5 5/20/2024-22	3134GVXR4	5/21/2020	5/20/2024	0.500	500,000.00	0.00	0.00
FAMC 2.15 6/5/2024	31422BGA2	11/8/2019	6/5/2024	2.150	500,000.00	0.00	0.00
FHLMC 0.45 7/8/2024-22	3134GV4S4	7/13/2020	7/8/2024	0.450	750,000.00	0.00	0.00

Description	CUSIP/Ticker	Settlement Date	Maturity Date	Coupon Rate	Ending Face Amount/Shares	Interest/Dividends	Sell Accrued Interest
FHLMC 0.35 9/30/2024-22	3134GWVM5	9/30/2020	9/30/2024	0.350	250,000.00	0.00	0.00
FFCB 0.3 11/12/2024-21	3133EMQQ8	3/2/2021	11/12/2024	0.300	250,000.00	0.00	0.00
FFCB 1.32 1/21/2025	3133ENLU2	3/17/2022	1/21/2025	1.320	250,000.00	0.00	0.00
FFCB 0.32 2/3/2025-21	3133EMPV8	2/5/2021	2/3/2025	0.320	250,000.00	0.00	0.00
FHLB 0.625 2/24/2025-22	3130ANQ86	8/24/2021	2/24/2025	0.625	250,000.00	0.00	0.00
FFCB 0.43 3/3/2025	3133EMSJ2	3/3/2021	3/3/2025	0.430	250,000.00	0.00	0.00
FHLB 0.5 3/10/2025-21	3130ALDZ4	3/24/2021	3/10/2025	0.500	250,000.00	0.00	0.00
FHLMC 0.7 5/13/2025-21	3134GVSU5	5/13/2020	5/13/2025	0.700	500,000.00	0.00	0.00
FFCB 0.6 6/16/2025-22	3133EMH47	6/17/2021	6/16/2025	0.600	250,000.00	0.00	0.00
FNMA 0.6 7/29/2025-22	3136G4D75	12/18/2020	7/29/2025	0.600	250,000.00	0.00	0.00
FNMA 0.5 8/14/2025-23	3135G05S8	4/29/2021	8/14/2025	0.500	250,000.00	0.00	0.00
FNMA 0.375 8/25/2025	3135G05X7	11/12/2020	8/25/2025	0.375	250,000.00	0.00	0.00
FFCB 0.53 9/29/2025-21	3133EMBH4	6/17/2021	9/29/2025	0.530	500,000.00	0.00	0.00
FHLMC 0.4 9/30/2025-21	3134GWVP8	9/30/2020	9/30/2025	0.400	250,000.00	0.00	0.00
FHLMC 0.65 10/27/2025-21	3134GW5R3	5/25/2021	10/27/2025	0.650	375,000.00	1,218.75	0.00
FHLMC 0.45 10/29/2025-21	3134GW3J3	4/22/2021	10/29/2025	0.450	250,000.00	562.50	0.00
FNMA 0.54 11/3/2025-22	3135GA2G5	10/30/2020	11/3/2025	0.540	500,000.00	0.00	0.00
FNMA 0.56 11/17/2025-22	3135GA2Z3	11/17/2020	11/17/2025	0.560	325,000.00	0.00	0.00
FNMA 0.58 11/25/2025-22	3135GA5E7	11/30/2020	11/25/2025	0.580	250,000.00	0.00	0.00
FFCB 0.47 12/22/2025-22	3133EMLC4	12/22/2020	12/22/2025	0.470	250,000.00	0.00	0.00
FFCB 0.45 2/2/2026-23	3133EMPD8	3/2/2021	2/2/2026	0.450	300,000.00	0.00	0.00
FHLB 0.53 2/10/2026	3130AKVW2	8/19/2021	2/10/2026	0.530	310,000.00	0.00	0.00
FHLB 0.625 2/24/2026-21	3130AL7M0	3/2/2021	2/24/2026	0.625	250,000.00	0.00	0.00
FFCB 0.8 3/9/2026-23	3133EMSU7	9/24/2021	3/9/2026	0.800	250,000.00	0.00	0.00
FHLB 0.6 3/10/2026-21	3130ALFX7	3/10/2021	3/10/2026	0.600	250,000.00	0.00	0.00
FHLB 0.75 3/16/2026-21	3130ALF33	3/24/2021	3/16/2026	0.750	250,000.00	0.00	0.00
FHLB 0.85 3/30/2026-21	3130ANY79	11/10/2021	3/30/2026	0.850	250,000.00	0.00	0.00
FHLMC 1.03 4/29/2026-22	3130ALZM9	4/29/2021	4/29/2026	1.030	250,000.00	1,287.50	0.00
FHLB 0.875 5/26/2026-21	3130AMHB1	5/28/2021	5/26/2026	0.875	250,000.00	0.00	0.00
FFCB 0.9 6/15/2026-22	3133EMH21	6/17/2021	6/15/2026	0.900	250,000.00	0.00	0.00
FFCB 0.94 9/28/2026-22	3133EM6E7	9/28/2021	9/28/2026	0.940	250,000.00	0.00	0.00
FHLMC 0.8 10/27/2026-21	3134GW4C7	11/10/2021	10/27/2026	0.800	250,000.00	1,000.00	0.00
FFCB 1.46 11/30/2026-23	3133ENFP0	11/30/2021	11/30/2026	1.460	250,000.00	0.00	0.00
FFCB 1.68 3/10/2027	3133ENRD4	3/17/2022	3/10/2027	1.680	250,000.00	0.00	0.00
FHLB 3 4/21/2027-23	3130ARJF9	4/21/2022	4/21/2027	3.000	250,000.00	0.00	0.00
Sub Total/Average					15,810,000.00	8,756.25	0.00

US Treasury - No Limit

T-Note 0.125 8/31/2023	91282CCU3	1/24/2022	8/31/2023	0.125	200,000.00	0.00	0.00
------------------------	-----------	-----------	-----------	-------	------------	------	------

Description	CUSIP/Ticker	Settlement Date	Maturity Date	Coupon Rate	Ending Face Amount/Shares	Interest/Dividends	Sell Accrued Interest
T-Note 0.375 10/31/2023	91282CDD0	11/10/2021	10/31/2023	0.375	250,000.00	468.75	0.00
T-Note 0.125 2/15/2024	91282CBM2	8/19/2021	2/15/2024	0.125	250,000.00	0.00	0.00
T-Note 0.25 3/15/2024	91282CBR1	9/24/2021	3/15/2024	0.250	250,000.00	0.00	0.00
T-Note 0.25 6/15/2024	91282CCG4	9/24/2021	6/15/2024	0.250	250,000.00	0.00	0.00
T-Note 2.25 12/31/2024	9128283P3	4/13/2022	12/31/2024	2.250	250,000.00	0.00	0.00
T-Note 0.375 4/30/2025	912828ZL7	7/1/2021	4/30/2025	0.375	250,000.00	468.75	0.00
T-Note 0.375 4/30/2025	912828ZL7	8/19/2021	4/30/2025	0.375	250,000.00	468.75	0.00
T-Note 0.25 6/30/2025	912828ZW3	4/22/2021	6/30/2025	0.250	250,000.00	0.00	0.00
T-Note 0.375 1/31/2026	91282CBH3	4/29/2021	1/31/2026	0.375	250,000.00	0.00	0.00
T-Note 0.625 7/31/2026	91282CCP4	9/24/2021	7/31/2026	0.625	250,000.00	0.00	0.00
Sub Total/Average					2,700,000.00	1,406.25	0.00
US Bank MM Custody US Bank 							
Custodian MM	MM65000	7/31/2020	N/A	N/A	1,385,773.21	27.65	0.00
Sub Total/Average					1,385,773.21	27.65	0.00
Pacific Premier Bank							
Pacific Premier Bank Checking Cash	MM0831	5/28/2020	N/A	N/A	7,600,606.90	0.00	0.00
Sub Total/Average					7,600,606.90	0.00	0.00
Total / Average					38,024,044.13	24,045.82	0.00

Mesa Water District
Portfolio Holdings
Investment Report | PARS Trust
Report Format: By CUSIP / Ticker
Group By: Portfolio Name
Average By: Market Value
Portfolio / Report Group: PARS OPEB Trust
As of 4/30/2022

Description	CUSIP/Ticker	Security Type	Face Amount/Shares	Cost Value	Market Value
PARS OPEB Trust					
Columbia Contrarian Fund	19766M709	Mutual Fund	4,849.99	126,566.95	146,372.21
DFA Large Cap	233203868	Mutual Fund	3,811.96	89,562.61	92,782.75
Dodge & Cox International	256206103	Mutual Fund	806.94	30,872.99	35,980.78
Dodge & Cox Stock Fund	256219106	Mutual Fund	543.09	99,758.93	123,330.52
Doubeline Core Fix Income	258620301	Mutual Fund	10,434.86	115,297.48	104,035.31
Harbor Capital Appreciation	411512528	Mutual Fund	1,021.53	86,567.17	76,369.89
Hartford Schroders	41665X859	Mutual Fund	6,254.42	112,021.07	101,321.68
iShares Russell Mid Cap	464287499	Mutual Fund	2,052.00	94,719.01	147,723.48
iShares SP500	464287408	Mutual Fund	401.00	52,625.08	59,339.98
MFS International	552746356	Mutual Fund	960.11	33,877.94	36,205.27
PGIM Total Return Bond	74440B884	Mutual Fund	8,093.60	118,599.57	104,001.81
PIMCO	693390841	Mutual Fund	1,979.29	17,845.52	16,131.21
Pimco Total Return Fund	693390700	Mutual Fund	11,316.73	118,758.21	103,887.54
Price T Rowe Growth	741479406	Mutual Fund	993.11	76,841.30	76,043.06
Undiscovered	904504479	Mutual Fund	1,258.65	90,627.85	103,547.83
US Bank PARS - OPEB Trust MM	MM4900	Money Market	128,195.99	128,195.99	128,195.99
Vanguard Growth & Income	921913208	Mutual Fund	3,106.01	247,573.63	286,095.24
Vanguard Real Estate	922908553	Mutual Fund	391.00	32,179.79	40,640.54
Vanguard Short Term	922031836	Mutual Fund	8,401.89	89,058.54	85,446.89
Vanguard Small Cap Growth	922908595	Mutual Fund	448.00	121,737.01	98,900.48
Sub Total / Average PARS OPEB Trust			195,320.17	1,883,286.64	1,966,352.46
Total / Average			195,320.17	1,883,286.64	1,966,352.46

Mesa Water District
Portfolio Holdings
Investment Report | PARS Trust
Report Format: By CUSIP / Ticker
Group By: Portfolio Name
Average By: Market Value
Portfolio / Report Group: PARS Pension Trust
As of 4/30/2022

Description	CUSIP/Ticker	Security Type	Face Amount/Shares	Cost Value	Market Value
PARS Pension Trust					
Columbia Contrarian Fund	19766M709	Mutual Fund	35,643.69	954,970.89	1,075,726.16
DFA Large Cap	233203868	Mutual Fund	27,671.26	641,924.99	673,518.40
Dodge & Cox International	256206103	Mutual Fund	5,841.52	222,538.81	260,473.40
Dodge & Cox Stock Fund	256219106	Mutual Fund	3,991.90	750,294.66	906,518.51
Doubeline Core Fix Income	258620301	Mutual Fund	76,699.78	844,270.11	764,696.62
Harbor Capital Appreciation	411512528	Mutual Fund	7,468.04	631,225.27	558,311.56
Hartford Schroders	41665X859	Mutual Fund	45,509.01	797,799.85	737,245.97
iShares Russell Mid Cap	464287499	Mutual Fund	15,098.00	472,053.65	1,086,905.02
iShares SP500	464287408	Mutual Fund	2,941.00	384,111.58	435,209.18
MFS International	552746356	Mutual Fund	6,926.82	234,557.07	261,210.87
PGIM Total Return Bond	74440B884	Mutual Fund	59,337.08	865,714.69	762,481.77
PIMCO	693390841	Mutual Fund	14,546.24	130,876.87	118,551.94
Pimco Total Return Fund	693390700	Mutual Fund	82,996.03	865,637.68	761,903.55
Price T Rowe Growth	741479406	Mutual Fund	7,260.20	561,395.37	555,914.07
Undiscovered	904504479	Mutual Fund	9,251.36	634,283.08	761,109.47
US Bank PARS - Pension Trust MM	MM4901	Money Market	899,865.17	899,865.17	899,865.17
Vanguard Growth & Income	921913208	Mutual Fund	22,826.98	1,822,106.05	2,102,592.48
Vanguard Real Estate	922908553	Mutual Fund	2,872.00	226,871.15	298,515.68
Vanguard Short Term	922031836	Mutual Fund	61,679.85	653,236.44	627,284.05
Vanguard Small Cap Growth	922908595	Mutual Fund	3,294.00	906,094.88	727,183.44
Sub Total / Average PARS Pension Trust			1,391,719.93	13,499,828.26	14,375,217.31
Total / Average			1,391,719.93	13,499,828.26	14,375,217.31

Mesa Water District
Transactions Summary
Monthly Treasurer's Status Report - Investment Activity
Group By: Action
Portfolio / Report Group: PARS OPEB Trust
Begin Date: 03/31/2022, End Date: 04/30/2022

Description	CUSIP/Ticker	YTM @ Cost	Settlement Date	Maturity Date	Face Amount/Shares	Principal	Interest/Dividends	Total
Buy								
iShares SP500	464287408	0.000	4/1/2022	N/A	14.00	2,173.15	0.00	2,173.15
Dodge & Cox Stock Fund	256219106	0.000	4/1/2022	N/A	11.223	2,767.24	0.00	2,767.24
Pimco Total Return Fund	693390700	0.000	4/1/2022	N/A	531.473	5,075.57	0.00	5,075.57
PGIM Total Return Bond	74440B884	0.000	4/1/2022	N/A	303.895	4,084.35	0.00	4,084.35
Vanguard Short Term	922031836	0.000	4/1/2022	N/A	1,168.50	12,023.87	0.00	12,023.87
Doubeline Core Fix Income	258620301	0.000	4/1/2022	N/A	460.091	4,743.54	0.00	4,743.54
iShares Russell Mid Cap	464287499	0.000	4/1/2022	N/A	142.00	11,058.45	0.00	11,058.45
Hartford Schroders	41665X859	0.000	4/14/2022	N/A	105.79	1,786.80	0.00	1,786.80
Vanguard Small Cap Growth	922908595	0.000	4/14/2022	N/A	3.00	721.67	0.00	721.67
MFS International	552746356	0.000	4/14/2022	N/A	16.898	662.91	0.00	662.91
Price T Rowe Growth	741479406	0.000	4/14/2022	N/A	19.848	1,676.74	0.00	1,676.74
Vanguard Short Term	922031836	0.000	4/14/2022	N/A	2,628.446	26,941.57	0.00	26,941.57
Harbor Capital Appreciation	411512528	0.000	4/14/2022	N/A	12.667	1,038.96	0.00	1,038.96
Pimco Total Return Fund	693390700	0.000	4/30/2022	N/A	25.285	232.12	0.00	232.12
PGIM Total Return Bond	74440B884	0.000	4/30/2022	N/A	20.851	267.93	0.00	267.93
Vanguard Short Term	922031836	0.000	4/30/2022	N/A	10.48	106.58	0.00	106.58
Sub Total / Average Buy					5,474.447	75,361.45	0.00	75,361.45
Dividend								
DFA Large Cap	233203868	0.000	4/1/2022	N/A	0.00	0.00	352.63	352.63
Doubeline Core Fix Income	258620301	0.000	4/1/2022	N/A	0.00	0.00	319.78	319.78
PIMCO	693390841	0.000	4/29/2022	N/A	0.00	0.00	70.47	70.47
Pimco Total Return Fund	693390700	0.000	4/30/2022	N/A	0.00	0.00	232.12	232.12
PGIM Total Return Bond	74440B884	0.000	4/30/2022	N/A	0.00	0.00	267.93	267.93
Vanguard Short Term	922031836	0.000	4/30/2022	N/A	0.00	0.00	106.58	106.58
Sub Total / Average Dividend					0.00	0.00	1,349.51	1,349.51
Sell								
PIMCO	693390841	0.000	4/1/2022	N/A	1,139.319	9,672.82	0.00	9,672.82
Hartford Schroders	41665X859	0.000	4/1/2022	N/A	162.29	2,862.80	0.00	2,862.80
Vanguard Growth & Income	921913208	0.000	4/1/2022	N/A	75.325	7,562.63	0.00	7,562.63
Vanguard Real Estate	922908553	0.000	4/1/2022	N/A	6.00	655.05	0.00	655.05
DFA Large Cap	233203868	0.000	4/1/2022	N/A	35.988	941.09	0.00	941.09

Description	CUSIP/Ticker	YTM @ Cost	Settlement Date	Maturity Date	Face Amount/Shares	Principal	Interest/Dividends	Total
Undiscovered	904504479	0.000	4/1/2022	N/A	51.491	4,481.26	0.00	4,481.26
Columbia Contrarian Fund	19766M709	0.000	4/1/2022	N/A	79.157	2,629.60	0.00	2,629.60
Vanguard Small Cap Growth	922908595	0.000	4/1/2022	N/A	33.00	8,188.09	0.00	8,188.09
Price T Rowe Growth	741479406	0.000	4/1/2022	N/A	41.28	3,741.21	0.00	3,741.21
Harbor Capital Appreciation	411512528	0.000	4/1/2022	N/A	13.767	1,207.503	0.00	1,207.50
Harbor Capital Appreciation	411512528	0.000	4/1/2022	N/A	58.908	5,166.817	0.00	5,166.82
Hartford Schroders	41665X859	0.000	4/6/2022	N/A	161.873	2,805.26	0.00	2,805.26
DFA Large Cap	233203868	0.000	4/6/2022	N/A	63.194	1,620.93	0.00	1,620.93
Dodge & Cox International	256206103	0.000	4/6/2022	N/A	15.507	723.56	0.00	723.56
MFS International	552746356	0.000	4/6/2022	N/A	25.731	1,026.67	0.00	1,026.67
iShares SP500	464287408	0.000	4/14/2022	N/A	12.00	1,876.86	0.00	1,876.86
Undiscovered	904504479	0.000	4/14/2022	N/A	21.099	1,798.89	0.00	1,798.89
Dodge & Cox Stock Fund	256219106	0.000	4/14/2022	N/A	15.968	3,889.33	0.00	3,889.33
Pimco Total Return Fund	693390700	0.000	4/14/2022	N/A	15.113	140.702	0.00	140.70
Pimco Total Return Fund	693390700	0.000	4/14/2022	N/A	15.968	148.662	0.00	148.66
Pimco Total Return Fund	693390700	0.000	4/14/2022	N/A	17.405	162.041	0.00	162.04
Pimco Total Return Fund	693390700	0.000	4/14/2022	N/A	18.283	170.215	0.00	170.22
Pimco Total Return Fund	693390700	0.000	4/14/2022	N/A	18.547	172.673	0.00	172.67
Pimco Total Return Fund	693390700	0.000	4/14/2022	N/A	19.501	181.554	0.00	181.55
Pimco Total Return Fund	693390700	0.000	4/14/2022	N/A	20.001	186.209	0.00	186.21
Pimco Total Return Fund	693390700	0.000	4/14/2022	N/A	105.832	985.296	0.00	985.30
Pimco Total Return Fund	693390700	0.000	4/14/2022	N/A	112.79	1,050.075	0.00	1,050.08
Pimco Total Return Fund	693390700	0.000	4/14/2022	N/A	200.914	1,870.509	0.00	1,870.51
Pimco Total Return Fund	693390700	0.000	4/14/2022	N/A	364.557	3,394.025	0.00	3,394.03
Dodge & Cox International	256206103	0.000	4/14/2022	N/A	3.957	184.00	0.00	184.00
PGIM Total Return Bond	74440B884	0.000	4/14/2022	N/A	40.994	534.152	0.00	534.15
PGIM Total Return Bond	74440B884	0.000	4/14/2022	N/A	579.768	7,554.378	0.00	7,554.38
Doubeline Core Fix Income	258620301	0.000	4/14/2022	N/A	47.142	476.134	0.00	476.13
Doubeline Core Fix Income	258620301	0.000	4/14/2022	N/A	810.543	8,186.486	0.00	8,186.49
Sub Total / Average Sell					4,403.212	86,247.481	0.00	86,247.48

Mesa Water District
Transactions Summary
Monthly Treasurer's Status Report - Investment Activity
Group By: Action
Portfolio / Report Group: PARS Pension Trust
Begin Date: 03/31/2022, End Date: 04/30/2022

Description	CUSIP/Ticker	YTM @ Cost	Settlement Date	Maturity Date	Face Amount/Shares	Principal	Interest/Dividends	Total
Buy								
Dodge & Cox Stock Fund	256219106	0.000	4/1/2022	N/A	201.306	49,635.91	0.00	49,635.91
Pimco Total Return Fund	693390700	0.000	4/1/2022	N/A	2,092.315	19,981.61	0.00	19,981.61
PGIM Total Return Bond	74440B884	0.000	4/1/2022	N/A	1,123.236	15,096.29	0.00	15,096.29
Vanguard Short Term	922031836	0.000	4/1/2022	N/A	7,816.58	80,432.59	0.00	80,432.59
Doubeline Core Fix Income	258620301	0.000	4/1/2022	N/A	1,452.751	14,977.86	0.00	14,977.86
iShares Russell Mid Cap	464287499	0.000	4/1/2022	N/A	908.00	70,711.77	0.00	70,711.77
Hartford Schroders	41665X859	0.000	4/14/2022	N/A	772.109	13,040.95	0.00	13,040.95
Vanguard Small Cap Growth	922908595	0.000	4/14/2022	N/A	24.00	5,773.29	0.00	5,773.29
MFS International	552746356	0.000	4/14/2022	N/A	123.368	4,839.71	0.00	4,839.71
Price T Rowe Growth	741479406	0.000	4/14/2022	N/A	146.975	12,416.45	0.00	12,416.45
Vanguard Short Term	922031836	0.000	4/14/2022	N/A	19,374.664	198,590.31	0.00	198,590.31
Harbor Capital Appreciation	411512528	0.000	4/14/2022	N/A	94.243	7,729.79	0.00	7,729.79
Sub Total / Average Buy					34,129.547	493,226.53	0.00	493,226.53
Dividend								
DFA Large Cap	233203868	0.000	4/1/2022	N/A	0.00	0.00	2,618.61	2,618.61
Doubeline Core Fix Income	258620301	0.000	4/1/2022	N/A	0.00	0.00	2,406.96	2,406.96
PIMCO	693390841	0.000	4/29/2022	N/A	0.00	0.00	519.59	519.59
Pimco Total Return Fund	693390700	0.000	4/30/2022	N/A	0.00	0.00	1,709.64	1,709.64
PGIM Total Return Bond	74440B884	0.000	4/30/2022	N/A	0.00	0.00	1,970.97	1,970.97
Vanguard Short Term	922031836	0.000	4/30/2022	N/A	0.00	0.00	784.37	784.37
Sub Total / Average Dividend					0.00	0.00	10,010.14	10,010.14
Sell								
PIMCO	693390841	0.000	4/1/2022	N/A	8,888.698	75,465.04	0.00	75,465.04
Hartford Schroders	41665X859	0.000	4/1/2022	N/A	1,536.357	27,101.34	0.00	27,101.34
iShares SP500	464287408	0.000	4/1/2022	N/A	114.00	17,688.71	0.00	17,688.71
Vanguard Growth & Income	921913208	0.000	4/1/2022	N/A	671.187	67,387.17	0.00	67,387.17
Vanguard Real Estate	922908553	0.000	4/1/2022	N/A	75.00	8,188.08	0.00	8,188.08
Vanguard Real Estate	922908553	0.000	4/1/2022	N/A	107.00	11,681.66	0.00	11,681.66
DFA Large Cap	233203868	0.000	4/1/2022	N/A	564.779	14,768.97	0.00	14,768.97
Undiscovered	904504479	0.000	4/1/2022	N/A	488.132	42,482.13	0.00	42,482.13
Columbia Contrarian Fund	19766M709	0.000	4/1/2022	N/A	821.878	27,302.79	0.00	27,302.79

Description	CUSIP/Ticker	YTM @ Cost	Settlement Date	Maturity Date	Face Amount/Shares	Principal	Interest/Dividends	Total
Vanguard Small Cap Growth	922908595	0.000	4/1/2022	N/A	285.00	70,715.38	0.00	70,715.38
Dodge & Cox International	256206103	0.000	4/1/2022	N/A	130.298	6,199.58	0.00	6,199.58
MFS International	552746356	0.000	4/1/2022	N/A	153.735	6,197.06	0.00	6,197.06
Price T Rowe Growth	741479406	0.000	4/1/2022	N/A	397.168	35,995.34	0.00	35,995.34
Harbor Capital Appreciation	411512528	0.000	4/1/2022	N/A	59.518	5,220.323	0.00	5,220.32
Harbor Capital Appreciation	411512528	0.000	4/1/2022	N/A	269.101	23,602.847	0.00	23,602.85
Harbor Capital Appreciation	411512528	0.000	4/1/2022	N/A	269.309	23,621.09	0.00	23,621.09
Hartford Schroders	41665X859	0.000	4/6/2022	N/A	1,177.456	20,405.31	0.00	20,405.31
DFA Large Cap	233203868	0.000	4/6/2022	N/A	456.868	11,718.66	0.00	11,718.66
Dodge & Cox International	256206103	0.000	4/6/2022	N/A	113.703	5,305.38	0.00	5,305.38
MFS International	552746356	0.000	4/6/2022	N/A	187.838	7,494.74	0.00	7,494.74
iShares SP500	464287408	0.000	4/14/2022	N/A	101.00	15,796.89	0.00	15,796.89
Undiscovered	904504479	0.000	4/14/2022	N/A	19.154	1,633.071	0.00	1,633.07
Undiscovered	904504479	0.000	4/14/2022	N/A	134.523	11,469.439	0.00	11,469.44
Dodge & Cox Stock Fund	256219106	0.000	4/14/2022	N/A	116.254	28,315.99	0.00	28,315.99
Pimco Total Return Fund	693390700	0.000	4/14/2022	N/A	780.299	7,264.584	0.00	7,264.58
Pimco Total Return Fund	693390700	0.000	4/14/2022	N/A	5,712.081	53,179.476	0.00	53,179.48
Dodge & Cox International	256206103	0.000	4/14/2022	N/A	29.795	1,385.47	0.00	1,385.47
PGIM Total Return Bond	74440B884	0.000	4/14/2022	N/A	4,398.768	57,315.95	0.00	57,315.95
Doubeline Core Fix Income	258620301	0.000	4/14/2022	N/A	6,288.146	63,510.27	0.00	63,510.27
Hartford Schroders	41665X859	0.000	4/22/2022	N/A	463.307	7,519.47	0.00	7,519.47
DFA Large Cap	233203868	0.000	4/22/2022	N/A	351.133	8,757.26	0.00	8,757.26
Dodge & Cox International	256206103	0.000	4/22/2022	N/A	89.716	4,065.93	0.00	4,065.93
MFS International	552746356	0.000	4/22/2022	N/A	130.212	4,989.72	0.00	4,989.72
Price T Rowe Growth	741479406	0.000	4/22/2022	N/A	39.465	3,141.81	0.00	3,141.81
Harbor Capital Appreciation	411512528	0.000	4/22/2022	N/A	40.595	3,170.06	0.00	3,170.06
Sub Total / Average Sell					35,461.473	780,056.99	0.00	780,056.99

Mesa Water District
Quarterly Treasurer's Report on Investments
As of 03/31/2022



Investments are in compliance with the Investment Policy adopted as Resolution 1506 of the Mesa Water District Board of Directors. The liquidity of investments will meet cash flow needs for the next six months except under unforeseen catastrophic circumstances.

INVESTMENTS	Maturity Date	Days to Maturity	Yield to Maturity @ Cost	Cost Value	% of Portfolio	Policy % Limit	Market Value	Interest Year to Date	Notes
Local Agency Investment Fund (LAIF)	Liquid	1	0.37%	1,084.71	0.00%	No Limit	1,084.71	2.16	1,4
Orange County Investment Pool (OCIP)	Liquid	1	0.40%	828,578.46	2.41%	No Limit	828,578.46	3,033.32	1,6
Miscellaneous (Petty Cash, Emergency Cash, etc.)	Liquid	1	0.00%	14,000.00	0.04%	N/A	14,000.00	0.00	
US Bank Custody Account									2,5
Negotiable Certificate of Deposit	Various	884	1.29%	9,931,000.00	28.07%	30.00%	9,646,046.01	105,312.19	
US Agency Bonds	Various	971	0.89%	16,111,075.79	44.76%	No Limit	15,379,323.25	103,006.50	
US Treasury Bonds	Various	976	0.48%	2,436,512.55	6.74%	No Limit	2,317,693.00	3,875.00	
Sub Total / Average		941	0.996%	28,478,588.34			27,343,062.26	212,193.69	
US Bank Custody Account	Liquid	1	0.01%	3,118,295.25	9.07%	No Limit	3,118,295.25	41.53	
Pacific Premier Bank	Liquid	1	1.25%	3,062,765.83	8.91%	No Limit	3,062,765.83	0.00	1,3
Total Average		749	0.915%	\$35,503,312.59	100.00%		\$34,367,786.51	\$215,270.70	

PARS OPEB & Pension Trust	1 Month Rate of Return	3 Month Rate of Return	Cost Value	Market Value
Public Agency Retirement Services (PARS)				
Capital Appreciation HighMark PLUS Fund				
OPEB	0.83%	-5.02%	1,873,799.84	2,109,165.58
Pension Trust	0.84%	-5.06%	13,517,184.22	15,502,804.30
Benchmark - S & P 500 Index			15,390,984.06	17,611,969.88
1 Month 3.83 % 3 Month -5.18 % 1 YEAR 13.47 %				

RISK RETENTION CORPORATION	Monthly Rate of Return	Balance
Pacific Premier Bank	N/A	5,949,973.00

Sources of Market Value Valuation - Account Statements

LAIF, OCIP & US Bank

I certify that this report reflects the cash and investments of Mesa Water District and is in conformity with the Government Code requirements and the District Investment Policy/Guidelines in effect at the time of the investment.

Local Agency Investment Fund (LAIF)

District LAIF includes the funds designated for advances; construction, customer deposits, working capital cash and monies to pay COP principal/interest payments.

Weighted Average Return | 0.915 %

Benchmark: 3 Month Treasury Bill - March | .45 %

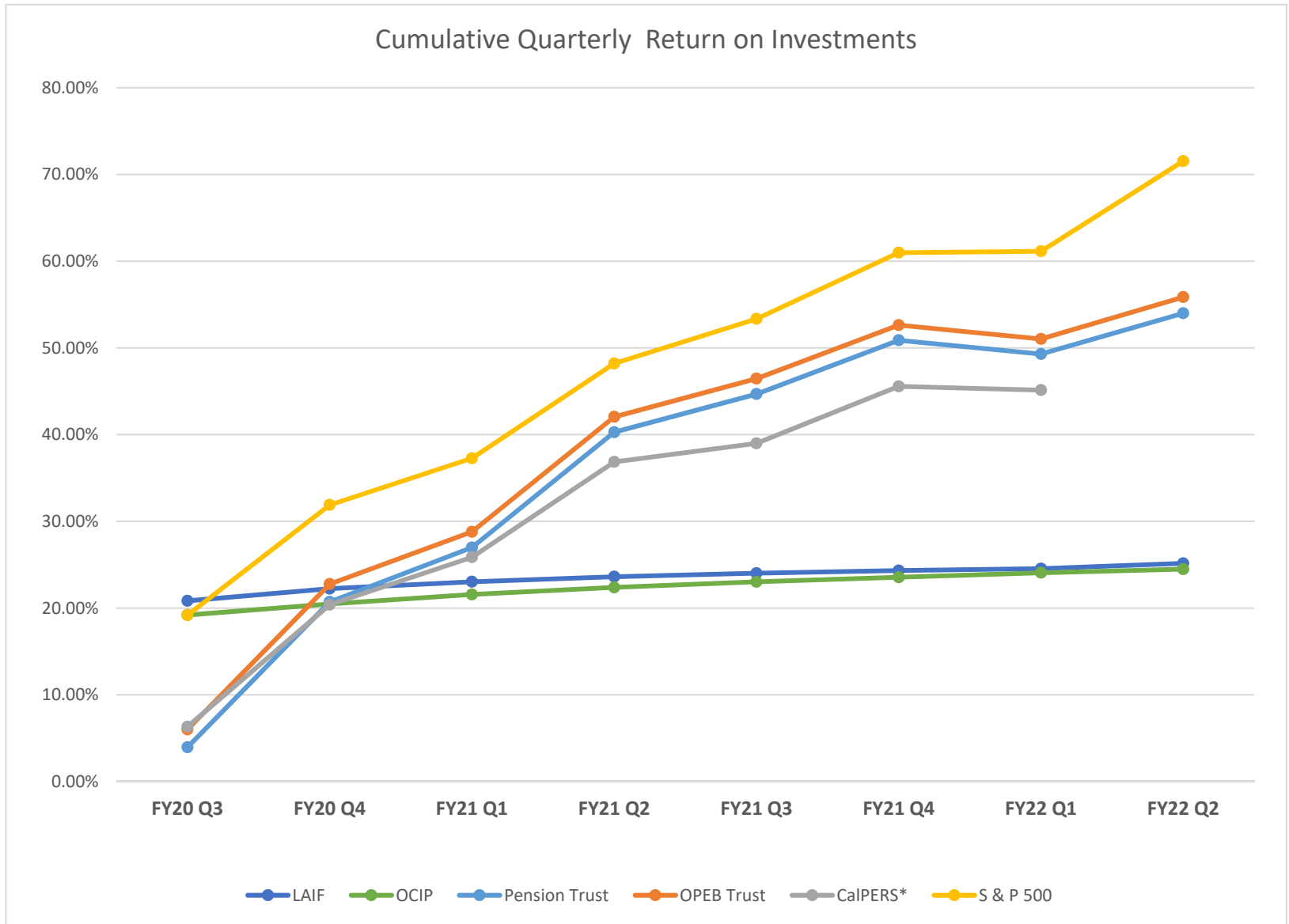
Weighted Average Maturity | 2.1 Years

Days to Maturity | 749

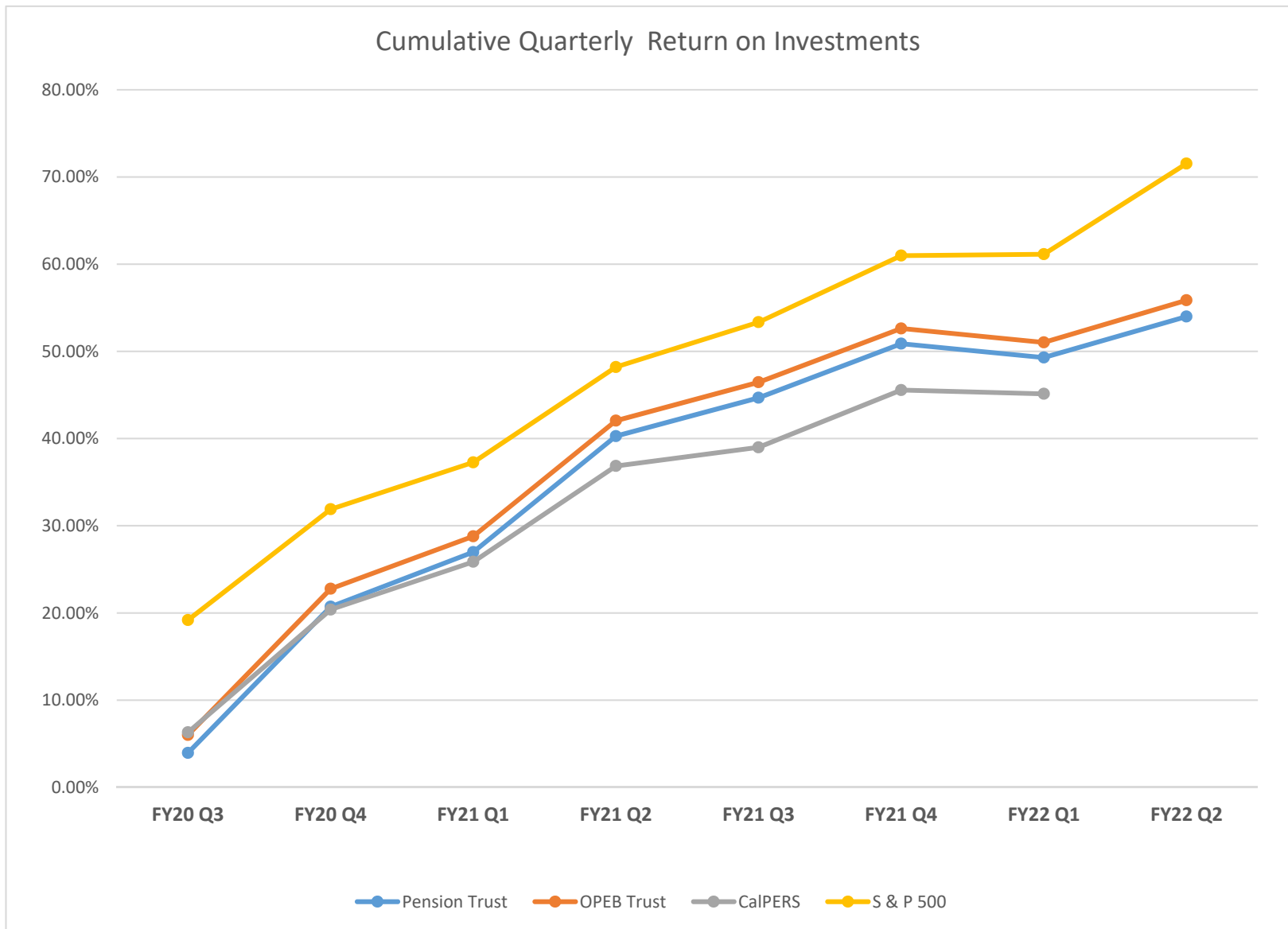
Notes

- The interest or yield shown is for the current month net of fees.
- The interest rate (Yield to Maturity @Cost) shown is the guaranteed annual interest rate for the term of the investment.
- The rate shown is the Earnings Credit Rate. These earnings are applied against bank service charges; no actual monies are received.
- LAIF general ledger carrying value reflects market value (unrealized gains/losses) only at fiscal year end. LAIF only provides the market value participation factor quarterly. The March Fair Value Factor is 0.988753538. The yield earned on the Treasurer's Reports does not reflect change in fair market value.
- US Bank Custody Account general ledger carrying value reflects market value (unrealized gains/losses). The Yield earned does not reflect change in fair market value.
- Orange County Investment Pool March 2022 | Net Asset Value is 1.00.

Marwan Khalifa
 Marwan Khalifa, CPA, MBA, District Treasurer



* CalPERS FY22 Q2 data was unavailable at time of publishing.



*** CalPERS FY22 Q2 data was unavailable at time of publishing.**

Mesa Water District
 Transactions Summary
 Quarterly Treasurer's Status Report - Investment Activity
 Group By: Action
 Portfolio / Report Group: Report Group | Treasurer's Report
 Begin Date: 12/31/2021, End Date: 03/31/2022

Description	CUSIP/Ticker	YTM @ Cost	Settlement Date	Maturity Date	Face Amount/Shares	Principal	Interest/Dividends	Total
Buy								
T-Note 0.125 8/31/2023	91282CCU3	0.775	1/24/2022	8/31/2023	200,000.00	197,941.02	100.83	198,041.85
FFCB 1.32 1/21/2025	3133ENLU2	2.070	3/17/2022	1/21/2025	250,000.00	244,844.50	513.33	245,357.83
FFCB 1.68 3/10/2027	3133ENRD4	2.200	3/17/2022	3/10/2027	250,000.00	243,898.50	81.67	243,980.17
Sub Total / Average Buy					700,000.00	686,684.02	695.83	687,379.85
Matured								
First National Bank MI 2 1/20/2022	32110YJT3	0.000	1/20/2022	1/20/2022	201,000.00	201,000.00	0.00	201,000.00
State Bank India NY 2.35 3/14/2022	8562846V1	0.000	3/14/2022	3/14/2022	247,000.00	247,000.00	0.00	247,000.00
Sub Total / Average Matured					448,000.00	448,000.00	0.00	448,000.00

Mesa Water District

Date To Date

Interest | Received - Quarterly

Report Format: By Transaction

Group By: Asset Category

Portfolio / Report Group: Report Group | Treasurer's Report

Begin Date: 12/31/2021, End Date: 3/31/2022

Description	CUSIP/Ticker	Settlement Date	Maturity Date	Coupon Rate	Ending Face Amount/Shares	Interest/Dividends	Sell Accrued Interest
LAIF Policy							
LAIF LGIP	LGIP0012	6/30/2010	N/A	N/A	1,084.71	0.62	0.00
Sub Total/Average					1,084.71	0.62	0.00
Orange County LGIP							
Orange County Investment Pool LGIP	LGIP9LC	9/30/2011	N/A	N/A	828,578.46	872.06	0.00
Sub Total/Average					828,578.46	872.06	0.00
Miscellaneous Cash (Petty Emergency)							
Miscellaneous Cash	CASH	6/30/2015	N/A	N/A	14,000.00	0.00	0.00
Sub Total/Average					14,000.00	0.00	0.00
Negotiable CD							
First National Bank MI 2 1/20/2022	32110YJT3	1/20/2017	1/20/2022	2.000	0.00	341.42	0.00
State Bank India NY 2.35 3/14/2022	8562846V1	3/14/2017	3/14/2022	2.350	0.00	2,878.40	0.00
American Express 2.45 4/5/2022	02587DN38	4/5/2017	4/5/2022	2.450	247,000.00	0.00	0.00
Homestreet Bank WA 0.1 8/22/2022	43785QPQ0	2/22/2021	8/22/2022	0.100	249,000.00	61.40	0.00
Ally Bank UT 1.85 10/24/2022	02007GML4	10/24/2019	10/24/2022	1.850	247,000.00	0.00	0.00
Preferred Bank CA 0.25 7/17/2023	740367LV7	7/17/2020	7/17/2023	0.250	249,000.00	153.49	0.00
Merrick Bank UT 3 7/31/2023	59013J6G9	1/30/2019	7/31/2023	3.000	249,000.00	1,841.92	0.00
Enterprise Bank & Trust 1.75 11/8/2023	29367SJR6	11/8/2019	11/8/2023	1.750	249,000.00	1,074.45	0.00
Raymond James Bank 1.75 11/8/2023	75472RAH4	11/8/2019	11/8/2023	1.750	247,000.00	0.00	0.00
Third Federal Savings 1.75 11/13/2023	88413QCJ5	11/12/2019	11/13/2023	1.750	247,000.00	0.00	0.00
Marlin Business Bank UT 1.7 12/4/2023	57116ATG3	12/2/2019	12/4/2023	1.700	249,000.00	1,043.76	0.00
John Marshall Bancorp VA 0.2 12/29/2023	47804GGC1	12/30/2020	12/29/2023	0.200	249,000.00	122.80	0.00
Goldman Sachs NY 3.3 1/16/2024	38148P4E4	1/16/2019	1/16/2024	3.300	245,000.00	4,075.73	0.00
Bankwell Bank CT 0.35 1/30/2024	06654BCM1	7/30/2020	1/30/2024	0.350	249,000.00	439.33	0.00
Morgan Stanley UT 3.05 1/31/2024	61690UDV9	1/31/2019	1/31/2024	3.050	246,000.00	3,782.33	0.00
Morgan Stanley NY 3.05 1/31/2024	61760AVF3	1/31/2019	1/31/2024	3.050	246,000.00	3,782.33	0.00
Enerbank UT 1.15 4/29/2024	29278TNY2	4/29/2020	4/29/2024	1.150	249,000.00	706.07	0.00
First Freedom Bank 1.1 4/30/2024	32027BAM9	4/30/2020	4/30/2024	1.100	249,000.00	675.37	0.00
Capital One VA 2.65 5/22/2024	14042RLP4	5/22/2019	5/22/2024	2.650	246,000.00	0.00	0.00

Description	CUSIP/Ticker	Settlement Date	Maturity Date	Coupon Rate	Ending Face Amount/Shares	Interest/Dividends	Sell Accrued Interest
Eaglebank MD 2.5 5/24/2024	27002YEN2	5/24/2019	5/24/2024	2.500	249,000.00	1,534.93	0.00
Farm Bureau Bank NV 0.25 7/9/2024	307660LK4	10/9/2020	7/9/2024	0.250	249,000.00	153.49	0.00
Luana Savings Bank IA 0.2 8/19/2024	549104WN3	2/19/2021	8/19/2024	0.200	249,000.00	251.05	0.00
Synchrony Bank UT 0.55 9/3/2024	87164WA73	9/3/2021	9/3/2024	0.550	249,000.00	679.12	0.00
Sallie Mae Bank UT 1.9 10/16/2024	7954504P7	10/17/2019	10/16/2024	1.900	247,000.00	0.00	0.00
Celtic Bank UT 1.65 10/23/2024	15118RSV0	10/23/2019	10/23/2024	1.650	249,000.00	1,013.05	0.00
Garnett State Bank 1.7 11/19/2024	366526AW1	11/19/2019	11/19/2024	1.700	249,000.00	1,043.76	0.00
Citizens State Bank 1.7 11/22/2024	176688CR8	11/22/2019	11/22/2024	1.700	249,000.00	1,043.76	0.00
Transportation Alliance Bank 0.4 1/30/2025	89388CFD5	8/3/2021	1/30/2025	0.400	247,000.00	243.62	0.00
BMO Harris Bank IL 0.5 3/28/2025-20	05600XAY6	9/28/2020	3/28/2025	0.500	249,000.00	306.99	0.00
Baycoast Bank MA 0.9 3/31/2025	072727BG4	3/31/2020	3/31/2025	0.900	248,000.00	1,112.94	0.00
First Commercial Bank MS 0.3 3/31/2025	31984GFK0	9/30/2020	3/31/2025	0.300	249,000.00	184.19	0.00
Flagstar Bank MI 1.25 4/30/2025	33847E3A3	4/30/2020	4/30/2025	1.250	248,000.00	0.00	0.00
Apex Bank TN 0.95 5/8/2025	03753XBK5	5/8/2020	5/8/2025	0.950	249,000.00	583.28	0.00
Seattle Bank WA 0.75 6/2/2025-20	81258PKJ1	6/2/2020	6/2/2025	0.750	249,000.00	460.48	0.00
Medallion Bank UT 0.6 7/15/2025	58404DHM6	7/15/2020	7/15/2025	0.600	249,000.00	368.39	0.00
BMW Bank UT 0.5 9/25/2025	05580AXF6	9/25/2020	9/25/2025	0.500	249,000.00	617.38	0.00
Texas Exchange Bank TX 0.6 12/18/2025	88241TJR2	12/18/2020	12/18/2025	0.600	249,000.00	368.39	0.00
JPMorgan Chase OH 0.5 12/29/2025-21	48128UUZ0	12/29/2020	12/29/2025	0.500	249,000.00	0.00	0.00
Live Oak Banking NC 0.5 2/10/2026	538036NE0	2/10/2021	2/10/2026	0.500	249,000.00	306.99	0.00
Toyota Financial Savings NV 0.95 7/29/2026	89235MLE9	7/29/2021	7/29/2026	0.950	248,000.00	1,187.68	0.00
UBS Bank UT 0.95 8/25/2026	90348JS50	8/25/2021	8/25/2026	0.950	249,000.00	583.28	0.00
Capital One Bank VA 1.1 11/17/2026	14042TDW4	11/17/2021	11/17/2026	1.100	248,000.00	0.00	0.00
Sub Total/Average					9,931,000.00	33,021.57	0.00
US Agency							
FNMA 1.875 4/5/2022	3135G0T45	3/23/2020	4/5/2022	1.875	500,000.00	0.00	0.00
FNMA 1.375 9/6/2022 FHLB 3 12/9/2022	3135G0W33	11/8/2019	9/6/2022	1.375	500,000.00	3,437.50	0.00
FFCB 0.125 5/3/2023-21	3130AFE78	1/9/2019	12/9/2022	3.000	1,000,000.00	0.00	0.00
FFCB 2.125 6/5/2023	3133EMPA4	2/5/2021	5/3/2023	0.125	250,000.00	0.00	0.00
FHLMC 0.375 7/14/2023-22	3133EKPT7	11/8/2019	6/5/2023	2.125	500,000.00	0.00	0.00
FAMC 3.05 9/19/2023	3134GV5F1	7/14/2020	7/14/2023	0.375	250,000.00	468.75	0.00
FFCB 0.25 9/21/2023-22	3132X06C0	1/9/2019	9/19/2023	3.050	500,000.00	7,625.00	0.00
FFCB 0.27 11/3/2023-22	3133EMAM4	9/24/2020	9/21/2023	0.250	500,000.00	625.00	0.00
FHLMC 0.3 11/13/2023-22	3133EMFN7	11/3/2020	11/3/2023	0.270	250,000.00	0.00	0.00
FFCB 0.25 3/1/2024-21	3134GXAY0	11/13/2020	11/13/2023	0.300	250,000.00	0.00	0.00
FHLMC 0.5 5/20/2024-22	3133EMSD5	3/24/2021	3/1/2024	0.250	250,000.00	312.50	0.00
FAMC 2.15 6/5/2024	3134GVXR4	5/21/2020	5/20/2024	0.500	500,000.00	0.00	0.00
FHLMC 0.45 7/8/2024-22	31422BGA2	11/8/2019	6/5/2024	2.150	500,000.00	0.00	0.00
	3134GV4S4	7/13/2020	7/8/2024	0.450	750,000.00	1,687.50	0.00

Description	CUSIP/Ticker	Settlement Date	Maturity Date	Coupon Rate	Ending Face Amount/Shares	Interest/Dividends	Sell Accrued Interest
FHLMC 0.35 9/30/2024-22	3134GWVM5	9/30/2020	9/30/2024	0.350	250,000.00	437.50	0.00
FFCB 0.3 11/12/2024-21	3133EMQQ8	3/2/2021	11/12/2024	0.300	250,000.00	0.00	0.00
FFCB 1.32 1/21/2025	3133ENLU2	3/17/2022	1/21/2025	1.320	250,000.00	0.00	0.00
FFCB 0.32 2/3/2025-21	3133EMPV8	2/5/2021	2/3/2025	0.320	250,000.00	400.00	0.00
FHLB 0.625 2/24/2025-22	3130ANQ86	8/24/2021	2/24/2025	0.625	250,000.00	781.25	0.00
FFCB 0.43 3/3/2025	3133EMSJ2	3/3/2021	3/3/2025	0.430	250,000.00	537.50	0.00
FHLB 0.5 3/10/2025-21	3130ALDZ4	3/24/2021	3/10/2025	0.500	250,000.00	625.00	0.00
FHLMC 0.7 5/13/2025-21	3134GVSU5	5/13/2020	5/13/2025	0.700	500,000.00	0.00	0.00
FFCB 0.6 6/16/2025-22	3133EMH47	6/17/2021	6/16/2025	0.600	250,000.00	0.00	0.00
FNMA 0.6 7/29/2025-22	3136G4D75	12/18/2020	7/29/2025	0.600	250,000.00	750.00	0.00
FNMA 0.5 8/14/2025-23	3135G05S8	4/29/2021	8/14/2025	0.500	250,000.00	625.00	0.00
FNMA 0.375 8/25/2025	3135G05X7	11/12/2020	8/25/2025	0.375	250,000.00	468.75	0.00
FFCB 0.53 9/29/2025-21	3133EMB44	6/17/2021	9/29/2025	0.530	500,000.00	1,325.00	0.00
FHLMC 0.4 9/30/2025-21	3134GWVP8	9/30/2020	9/30/2025	0.400	250,000.00	500.00	0.00
FHLMC 0.65 10/27/2025-21	3134GW5R3	5/25/2021	10/27/2025	0.650	375,000.00	0.00	0.00
FHLMC 0.45 10/29/2025-21	3134GW3J3	4/22/2021	10/29/2025	0.450	250,000.00	0.00	0.00
FNMA 0.54 11/3/2025-22	3135GA2G5	10/30/2020	11/3/2025	0.540	500,000.00	0.00	0.00
FNMA 0.56 11/17/2025-22	3135GA2Z3	11/17/2020	11/17/2025	0.560	325,000.00	0.00	0.00
FNMA 0.58 11/25/2025-22	3135GA5E7	11/30/2020	11/25/2025	0.580	250,000.00	0.00	0.00
FFCB 0.47 12/22/2025-22	3133EMLC4	12/22/2020	12/22/2025	0.470	250,000.00	0.00	0.00
FFCB 0.45 2/2/2026-23	3133EMPD8	3/2/2021	2/2/2026	0.450	300,000.00	675.00	0.00
FHLB 0.53 2/10/2026	3130AKWW2	8/19/2021	2/10/2026	0.530	310,000.00	821.50	0.00
FHLB 0.625 2/24/2026-21	3130AL7M0	3/2/2021	2/24/2026	0.625	250,000.00	781.25	0.00
FFCB 0.8 3/9/2026-23	3133EMSU7	9/24/2021	3/9/2026	0.800	250,000.00	1,000.00	0.00
FHLB 0.6 3/10/2026-21	3130ALFX7	3/10/2021	3/10/2026	0.600	250,000.00	750.00	0.00
FHLB 0.75 3/16/2026-21	3130ALF33	3/24/2021	3/16/2026	0.750	250,000.00	937.50	0.00
FHLB 0.85 3/30/2026-21	3130ANY79	11/10/2021	3/30/2026	0.850	250,000.00	1,062.50	0.00
FHLMC 1.03 4/29/2026-22	3130ALZM9	4/29/2021	4/29/2026	1.030	250,000.00	0.00	0.00
FHLB 0.875 5/26/2026-21	3130AMHB1	5/28/2021	5/26/2026	0.875	250,000.00	0.00	0.00
FFCB 0.9 6/15/2026-22	3133EMH21	6/17/2021	6/15/2026	0.900	250,000.00	0.00	0.00
FFCB 0.94 9/28/2026-22	3133EM6E7	9/28/2021	9/28/2026	0.940	250,000.00	1,175.00	0.00
FHLMC 0.8 10/27/2026-21	3134GW4C7	11/10/2021	10/27/2026	0.800	250,000.00	0.00	0.00
FFCB 1.46 11/30/2026-23	3133ENFP0	11/30/2021	11/30/2026	1.460	250,000.00	0.00	0.00
FFCB 1.68 3/10/2027	3133ENRD4	3/17/2022	3/10/2027	1.680	250,000.00	0.00	0.00
Sub Total/Average					16,060,000.00	27,809.00	0.00

US Treasury

T-Note 0.125 8/31/2023	91282CCU3	1/24/2022	8/31/2023	0.125	200,000.00	125.00	0.00
T-Note 0.375 10/31/2023	91282CDD0	11/10/2021	10/31/2023	0.375	250,000.00	0.00	0.00
T-Note 0.125 2/15/2024	91282CBM2	8/19/2021	2/15/2024	0.125	250,000.00	156.25	0.00

Description	CUSIP/Ticker	Settlement Date	Maturity Date	Coupon Rate	Ending Face Amount/Shares	Interest/Dividends	Sell Accrued Interest
T-Note 0.25 3/15/2024	91282CBR1	9/24/2021	3/15/2024	0.250	250,000.00	312.50	0.00
T-Note 0.25 6/15/2024	91282CCG4	9/24/2021	6/15/2024	0.250	250,000.00	0.00	0.00
T-Note 0.375 4/30/2025	912828ZL7	7/1/2021	4/30/2025	0.375	250,000.00	0.00	0.00
T-Note 0.375 4/30/2025	912828ZL7	8/19/2021	4/30/2025	0.375	250,000.00	0.00	0.00
T-Note 0.25 6/30/2025	912828ZW3	4/22/2021	6/30/2025	0.250	250,000.00	0.00	0.00
T-Note 0.375 1/31/2026	91282CBH3	4/29/2021	1/31/2026	0.375	250,000.00	468.75	0.00
T-Note 0.625 7/31/2026	91282CCP4	9/24/2021	7/31/2026	0.625	250,000.00	781.25	0.00
Sub Total/Average					2,450,000.00	1,843.75	0.00
US Bank MM Custody 							
US Bank Custodian MM	MM65000	7/31/2020	N/A	N/A	3,118,295.25	16.79	0.00
Sub Total/Average					3,118,295.25	16.79	0.00
Pacific Premier Bank Policy - n/a							
Pacific Premier Bank Checking Cash	MM0831	5/28/2020	N/A	N/A	3,062,765.83	0.00	0.00
Sub Total/Average					3,062,765.83	0.00	0.00
Total / Average					35,465,724.25	63,563.79	0.00

Mesa Water District
Portfolio Holdings
Investment Report | PARS Trust
Report Format: By CUSIP / Ticker
Group By: Portfolio Name
Average By: Market Value
Portfolio / Report Group: PARS OPEB Trust
As of 3/31/2022

Description	CUSIP/Ticker	Security Type	Face Amount/Shares	Cost Value	Market Value
PARS OPEB Trust					
Columbia Contrarian Fund	19766M709	Mutual Fund	4,929.15	128,379.91	162,957.04
DFA Large Cap	233203868	Mutual Fund	3,911.14	91,630.55	101,493.77
Dodge & Cox International	256206103	Mutual Fund	826.40	31,591.61	38,848.54
Dodge & Cox Stock Fund	256219106	Mutual Fund	547.83	99,755.43	134,515.64
Doubeline Core Fix Income	258620301	Mutual Fund	10,832.45	119,787.65	111,899.01
Harbor Capital Appreciation	411512528	Mutual Fund	1,081.54	90,055.25	94,299.64
Hartford Schroders	41665X859	Mutual Fund	6,472.79	115,009.19	112,561.93
iShares Russell Mid Cap	464287499	Mutual Fund	1,910.00	83,660.56	149,056.40
iShares SP500	464287408	Mutual Fund	399.00	52,012.70	62,132.28
MFS International	552746356	Mutual Fund	968.94	33,917.07	38,854.11
PGIM Total Return Bond	74440B884	Mutual Fund	8,389.61	123,182.48	112,839.36
PIMCO	693390841	Mutual Fund	3,118.61	28,144.98	26,539.37
Pimco Total Return Fund	693390700	Mutual Fund	11,668.88	122,621.80	111,787.84
Price T Rowe Growth	741479406	Mutual Fund	1,014.54	77,449.73	91,695.08
Undiscovered	904504479	Mutual Fund	1,331.24	94,107.81	115,044.37
US Bank PARS - OPEB Trust MM	MM4900	Money Market	116,763.46	116,763.46	116,763.46
Vanguard Growth & Income	921913208	Mutual Fund	3,181.33	252,797.78	318,834.10
Vanguard Real Estate	922908553	Mutual Fund	397.00	32,737.21	43,022.89
Vanguard Short Term	922031836	Mutual Fund	4,594.46	49,986.52	47,414.61
Vanguard Small Cap Growth	922908595	Mutual Fund	478.00	130,208.15	118,606.14
Sub Total / Average PARS OPEB Trust			182,816.37	1,873,799.84	2,109,165.58
Total / Average			182,816.37	1,873,799.84	2,109,165.58

Mesa Water District
Portfolio Holdings
Investment Report | PARS Trust
Report Format: By CUSIP / Ticker
Group By: Portfolio Name
Average By: Market Value
Portfolio / Report Group: PARS Pension Trust
As of 3/31/2022

Description	CUSIP/Ticker	Security Type	Face Amount/Shares	Cost Value	Market Value
PARS Pension Trust					
Columbia Contrarian Fund	19766M709	Mutual Fund	36,465.57	976,632.35	1,205,551.24
DFA Large Cap	233203868	Mutual Fund	29,044.04	670,547.45	753,692.78
Dodge & Cox International	256206103	Mutual Fund	6,205.03	239,181.97	291,698.57
Dodge & Cox Stock Fund	256219106	Mutual Fund	3,906.84	724,156.16	959,285.24
Doubeline Core Fix Income	258620301	Mutual Fund	81,535.18	896,907.78	842,258.12
Harbor Capital Appreciation	411512528	Mutual Fund	8,012.32	670,953.41	698,595.22
Hartford Schroders	41665X859	Mutual Fund	47,914.02	831,557.88	833,224.83
iShares Russell Mid Cap	464287499	Mutual Fund	14,190.00	401,341.88	1,107,387.60
iShares SP500	464287408	Mutual Fund	3,156.00	412,075.50	491,452.32
MFS International	552746356	Mutual Fund	7,275.24	245,474.90	291,737.52
PGIM Total Return Bond	74440B884	Mutual Fund	62,612.61	913,856.70	842,139.97
PIMCO	693390841	Mutual Fund	23,434.94	211,230.70	199,431.39
Pimco Total Return Fund	693390700	Mutual Fund	87,396.09	911,525.59	837,254.60
Price T Rowe Growth	741479406	Mutual Fund	7,549.85	580,412.11	682,356.80
Undiscovered	904504479	Mutual Fund	9,893.17	671,906.06	854,967.74
US Bank PARS - Pension Trust MM	MM4901	Money Market	687,798.23	687,798.23	687,798.23
Vanguard Growth & Income	921913208	Mutual Fund	23,498.16	1,873,977.13	2,354,985.61
Vanguard Real Estate	922908553	Mutual Fund	3,054.00	243,720.84	330,961.98
Vanguard Short Term	922031836	Mutual Fund	34,488.61	374,213.54	355,922.39
Vanguard Small Cap Growth	922908595	Mutual Fund	3,555.00	979,714.04	882,102.15
Sub Total / Average PARS Pension Trust			1,180,984.90	13,517,184.22	15,502,804.30
Total / Average			1,180,984.90	13,517,184.22	15,502,804.30

Mesa Water District
Transactions Summary
Quarterly Treasurer's Status Report - Investment Activity
Group By: Action
Portfolio / Report Group: PARS OPEB Trust
Begin Date: 12/31/2021, End Date: 03/31/2022

Description	CUSIP/Ticker	YTM @ Cost	Settlement Date	Maturity Date	Face Amount/Shares	Principal	Interest/Dividends	Total
Buy								
PIMCO	693390841	0.000	1/4/2022	N/A	87.61	788.45	0.00	788.45
Hartford Schroders	41665X859	0.000	1/4/2022	N/A	171.25	3,276.02	0.00	3,276.02
Undiscovered	904504479	0.000	1/4/2022	N/A	102.58	8,817.61	0.00	8,817.61
Pimco Total Return Fund	693390700	0.000	1/4/2022	N/A	572.10	5,829.71	0.00	5,829.71
Vanguard Small Cap Growth	922908595	0.000	1/4/2022	N/A	41.00	9,932.69	0.00	9,932.69
Vanguard Small Cap Growth	922908595	0.000	1/4/2022	N/A	522.00	145,413.54	0.00	145,413.54
PGIM Total Return Bond	74440B884	0.000	1/4/2022	N/A	410.37	5,884.70	0.00	5,884.70
Price T Rowe Growth	741479406	0.000	1/4/2022	N/A	19.66	2,061.58	0.00	2,061.58
Vanguard Short Term	922031836	0.000	1/4/2022	N/A	184.71	1,985.63	0.00	1,985.63
Doubeline Core Fix Income	258620301	0.000	1/4/2022	N/A	552.02	6,016.96	0.00	6,016.96
Harbor Capital Appreciation	411512528	0.000	1/4/2022	N/A	22.25	2,224.77	0.00	2,224.77
iShares Russell Mid Cap	464287499	0.000	1/4/2022	N/A	6.00	497.36	0.00	497.36
Vanguard Growth & Income	921913208	0.000	1/26/2022	N/A	85.42	8,210.33	0.00	8,210.33
Vanguard Real Estate	922908553	0.000	1/26/2022	N/A	8.00	849.26	0.00	849.26
Price T Rowe Growth	741479406	0.000	1/26/2022	N/A	127.23	11,155.29	0.00	11,155.29
Harbor Capital Appreciation	411512528	0.000	1/26/2022	N/A	143.28	11,939.74	0.00	11,939.74
iShares Russell Mid Cap	464287499	0.000	1/26/2022	N/A	42.00	3,187.44	0.00	3,187.44
Columbia Contrarian Fund	19766M709	0.000	1/31/2022	N/A	83.13	2,635.22	0.00	2,635.22
Pimco Total Return Fund	693390700	0.000	1/31/2022	N/A	22.31	224.22	0.00	224.22
PGIM Total Return Bond	74440B884	0.000	1/31/2022	N/A	20.47	288.84	0.00	288.84
Vanguard Short Term	922031836	0.000	1/31/2022	N/A	6.02	64.04	0.00	64.04
PIMCO	693390841	0.000	2/25/2022	N/A	47.93	412.67	0.00	412.67
Hartford Schroders	41665X859	0.000	2/25/2022	N/A	180.61	3,310.51	0.00	3,310.51
Vanguard Real Estate	922908553	0.000	2/25/2022	N/A	2.00	207.83	0.00	207.83
DFA Large Cap	233203868	0.000	2/25/2022	N/A	46.41	1,215.36	0.00	1,215.36
Pimco Total Return Fund	693390700	0.000	2/25/2022	N/A	20.83	207.07	0.00	207.07
Pimco Total Return Fund	693390700	0.000	2/25/2022	N/A	65.49	645.72	0.00	645.72
Dodge & Cox International	256206103	0.000	2/25/2022	N/A	20.89	992.72	0.00	992.72
PGIM Total Return Bond	74440B884	0.000	2/25/2022	N/A	18.99	262.50	0.00	262.50
PGIM Total Return Bond	74440B884	0.000	2/25/2022	N/A	106.99	1,466.78	0.00	1,466.78
MFS International	552746356	0.000	2/25/2022	N/A	39.87	1,596.22	0.00	1,596.22
Vanguard Short Term	922031836	0.000	2/25/2022	N/A	6.25	65.80	0.00	65.80

Description	CUSIP/Ticker	YTM @ Cost	Settlement Date	Maturity Date	Face Amount/Shares	Principal	Interest/Dividends	Total
Doubeline Core Fix Income	258620301	0.000	2/25/2022	N/A	75.07	793.47	0.00	793.47
iShares Russell Mid Cap	464287499	0.000	2/25/2022	N/A	257.00	19,606.38	0.00	19,606.38
Hartford Schroders	41665X859	0.000	3/16/2022	N/A	579.907	9,899.01	0.00	9,899.01
Undiscovered	904504479	0.000	3/16/2022	N/A	56.089	4,853.99	0.00	4,853.99
Columbia Contrarian Fund	19766M709	0.000	3/16/2022	N/A	23.457	746.16	0.00	746.16
Vanguard Small Cap Growth	922908595	0.000	3/16/2022	N/A	34.00	8,011.75	0.00	8,011.75
Price T Rowe Growth	741479406	0.000	3/16/2022	N/A	46.833	3,976.61	0.00	3,976.61
Harbor Capital Appreciation	411512528	0.000	3/16/2022	N/A	50.004	4,059.36	0.00	4,059.36
Dodge & Cox Stock Fund	256219106	0.000	3/29/2022	N/A	4.878	1,220.02	0.00	1,220.02
Pimco Total Return Fund	693390700	0.000	3/31/2022	N/A	23.043	220.75	0.00	220.75
PGIM Total Return Bond	74440B884	0.000	3/31/2022	N/A	20.91	281.24	0.00	281.24
Vanguard Short Term	922031836	0.000	3/31/2022	N/A	6.245	64.45	0.00	64.45
Sub Total / Average Buy					4,963.106	295,399.77	0.00	295,399.77

Dividend								
PIMCO	693390841	0.000	1/31/2022	N/A	0.00	0.00	95.56	95.56
Pimco Total Return Fund	693390700	0.000	1/31/2022	N/A	0.00	0.00	224.22	224.22
PGIM Total Return Bond	74440B884	0.000	1/31/2022	N/A	0.00	0.00	288.84	288.84
Vanguard Short Term	922031836	0.000	1/31/2022	N/A	0.00	0.00	64.04	64.04
PIMCO	693390841	0.000	2/28/2022	N/A	0.00	0.00	102.52	102.52
Pimco Total Return Fund	693390700	0.000	2/28/2022	N/A	0.00	0.00	207.07	207.07
PGIM Total Return Bond	74440B884	0.000	2/28/2022	N/A	0.00	0.00	262.50	262.50
Vanguard Short Term	922031836	0.000	2/28/2022	N/A	0.00	0.00	65.80	65.80
Doubeline Core Fix Income	258620301	0.000	2/28/2022	N/A	0.00	0.00	262.45	262.45
Dodge & Cox Stock Fund	256219106	0.000	3/28/2022	N/A	0.00	0.00	3.80	3.80
Dodge & Cox Stock Fund	256219106	0.000	3/28/2022	N/A	0.00	0.00	792.72	792.72
PIMCO	693390841	0.000	3/31/2022	N/A	0.00	0.00	102.92	102.92
iShares SP500	464287408	0.000	3/31/2022	N/A	0.00	0.00	282.00	282.00
Vanguard Real Estate	922908553	0.000	3/31/2022	N/A	0.00	0.00	228.95	228.95
Dodge & Cox Stock Fund	256219106	0.000	3/31/2022	N/A	0.00	0.00	423.50	423.50
Pimco Total Return Fund	693390700	0.000	3/31/2022	N/A	0.00	0.00	220.75	220.75
PGIM Total Return Bond	74440B884	0.000	3/31/2022	N/A	0.00	0.00	281.24	281.24
Vanguard Short Term	922031836	0.000	3/31/2022	N/A	0.00	0.00	64.45	64.45
Doubeline Core Fix Income	258620301	0.000	3/31/2022	N/A	0.00	0.00	260.32	260.32
iShares Russell Mid Cap	464287499	0.000	3/31/2022	N/A	0.00	0.00	410.71	410.71
Sub Total / Average Dividend					0.00	0.00	4,644.36	4,644.36

Sell								
iShares SP500	464287408	0.000	1/4/2022	N/A	14.00	2,228.90	0.00	2,228.90
Vanguard Growth & Income	921913208	0.000	1/4/2022	N/A	82.66	8,689.52	0.00	8,689.52

Description	CUSIP/Ticker	YTM @ Cost	Settlement Date	Maturity Date	Face Amount/Shares	Principal	Interest/Dividends	Total
Vanguard Real Estate	922908553	0.000	1/4/2022	N/A	14.00	1,617.29	0.00	1,617.29
DFA Large Cap	233203868	0.000	1/4/2022	N/A	357.29	9,871.90	0.00	9,871.90
Dodge & Cox Stock Fund	256219106	0.000	1/4/2022	N/A	22.75	5,741.69	0.00	5,741.69
Columbia Contrarian Fund	19766M709	0.000	1/4/2022	N/A	145.09	4,986.85	0.00	4,986.85
Dodge & Cox International	256206103	0.000	1/4/2022	N/A	209.75	10,072.24	0.00	10,072.24
MFS International	552746356	0.000	1/4/2022	N/A	211.87	9,313.89	0.00	9,313.89
Victory RS	92647Q363	0.000	1/4/2022	N/A	2.77	219.54	0.00	219.54
Victory RS	92647Q363	0.000	1/4/2022	N/A	2.994	237.30	0.00	237.30
Victory RS	92647Q363	0.000	1/4/2022	N/A	11.418	904.98	0.00	904.98
Victory RS	92647Q363	0.000	1/4/2022	N/A	14.293	1,132.86	0.00	1,132.86
Victory RS	92647Q363	0.000	1/4/2022	N/A	29.408	2,330.86	0.00	2,330.86
Victory RS	92647Q363	0.000	1/4/2022	N/A	45.08	3,573.02	0.00	3,573.02
Victory RS	92647Q363	0.000	1/4/2022	N/A	56.502	4,478.32	0.00	4,478.32
Victory RS	92647Q363	0.000	1/4/2022	N/A	60.983	4,833.48	0.00	4,833.48
Victory RS	92647Q363	0.000	1/4/2022	N/A	67.156	5,322.75	0.00	5,322.75
Victory RS	92647Q363	0.000	1/4/2022	N/A	82.45	6,534.94	0.00	6,534.94
Victory RS	92647Q363	0.000	1/4/2022	N/A	88.793	7,037.68	0.00	7,037.68
Victory RS	92647Q363	0.000	1/4/2022	N/A	96.475	7,646.55	0.00	7,646.55
Victory RS	92647Q363	0.000	1/4/2022	N/A	106.424	8,435.11	0.00	8,435.11
Victory RS	92647Q363	0.000	1/4/2022	N/A	161.488	12,799.45	0.00	12,799.45
Victory RS	92647Q363	0.000	1/4/2022	N/A	277.419	21,988.07	0.00	21,988.07
Victory RS	92647Q363	0.000	1/4/2022	N/A	293.664	23,275.64	0.00	23,275.64
PIMCO	693390841	0.000	1/26/2022	N/A	126.27	1,113.72	0.00	1,113.72
Hartford Schroders	41665X859	0.000	1/26/2022	N/A	277.94	5,200.18	0.00	5,200.18
iShares SP500	464287408	0.000	1/26/2022	N/A	9.00	1,373.87	0.00	1,373.87
DFA Large Cap	233203868	0.000	1/26/2022	N/A	80.65	2,109.80	0.00	2,109.80
Undiscovered	904504479	0.000	1/26/2022	N/A	11.92	984.81	0.00	984.81
Undiscovered	904504479	0.000	1/26/2022	N/A	70.15	5,793.43	0.00	5,793.43
Dodge & Cox Stock Fund	256219106	0.000	1/26/2022	N/A	2.28	555.52	0.00	555.52
Dodge & Cox Stock Fund	256219106	0.000	1/26/2022	N/A	24.03	5,849.31	0.00	5,849.31
Pimco Total Return Fund	693390700	0.000	1/26/2022	N/A	623.64	6,248.86	0.00	6,248.86
Dodge & Cox International	256206103	0.000	1/26/2022	N/A	74.83	3,580.57	0.00	3,580.57
PGIM Total Return Bond	74440B884	0.000	1/26/2022	N/A	412.00	5,800.89	0.00	5,800.89
MFS International	552746356	0.000	1/26/2022	N/A	4.03	164.95	0.00	164.95
Vanguard Short Term	922031836	0.000	1/26/2022	N/A	0.004	0.04	0.00	0.04
Vanguard Short Term	922031836	0.000	1/26/2022	N/A	255.816	2,721.87	0.00	2,721.87
Doubeline Core Fix Income	258620301	0.000	1/26/2022	N/A	591.18	6,367.04	0.00	6,367.04
iShares SP500	464287408	0.000	2/25/2022	N/A	28.00	4,273.47	0.00	4,273.47
Undiscovered	904504479	0.000	2/25/2022	N/A	0.004	0.345	0.00	0.35
Undiscovered	904504479	0.000	2/25/2022	N/A	1.246	107.456	0.00	107.46

Description	CUSIP/Ticker	YTM @ Cost	Settlement Date	Maturity Date	Face Amount/Shares	Principal	Interest/Dividends	Total
Undiscovered	904504479	0.000	2/25/2022	N/A	11.162	962.616	0.00	962.62
Undiscovered	904504479	0.000	2/25/2022	N/A	11.733	1,011.859	0.00	1,011.86
Undiscovered	904504479	0.000	2/25/2022	N/A	15.016	1,294.987	0.00	1,294.99
Undiscovered	904504479	0.000	2/25/2022	N/A	18.425	1,588.981	0.00	1,588.98
Undiscovered	904504479	0.000	2/25/2022	N/A	20.038	1,728.087	0.00	1,728.09
Undiscovered	904504479	0.000	2/25/2022	N/A	23.016	1,984.911	0.00	1,984.91
Undiscovered	904504479	0.000	2/25/2022	N/A	23.139	1,995.518	0.00	1,995.52
Undiscovered	904504479	0.000	2/25/2022	N/A	27.979	2,412.922	0.00	2,412.92
Undiscovered	904504479	0.000	2/25/2022	N/A	36.862	3,178.996	0.00	3,179.00
Undiscovered	904504479	0.000	2/25/2022	N/A	36.864	3,179.169	0.00	3,179.17
Undiscovered	904504479	0.000	2/25/2022	N/A	50.093	4,320.044	0.00	4,320.04
Undiscovered	904504479	0.000	2/25/2022	N/A	85.883	7,406.59	0.00	7,406.59
Dodge & Cox Stock Fund	256219106	0.000	2/25/2022	N/A	0.002	0.489	0.00	0.49
Dodge & Cox Stock Fund	256219106	0.000	2/25/2022	N/A	1.833	448.249	0.00	448.25
Dodge & Cox Stock Fund	256219106	0.000	2/25/2022	N/A	5.69	1,391.455	0.00	1,391.46
Dodge & Cox Stock Fund	256219106	0.000	2/25/2022	N/A	9.329	2,281.351	0.00	2,281.35
Dodge & Cox Stock Fund	256219106	0.000	2/25/2022	N/A	10.296	2,517.825	0.00	2,517.83
Columbia Contrarian Fund	19766M709	0.000	2/25/2022	N/A	325.66	10,505.79	0.00	10,505.79
Vanguard Small Cap Growth	922908595	0.000	2/25/2022	N/A	119.00	28,799.44	0.00	28,799.44
Price T Rowe Growth	741479406	0.000	2/25/2022	N/A	71.16	6,359.39	0.00	6,359.39
Harbor Capital Appreciation	411512528	0.000	2/25/2022	N/A	1.969	164.654	0.00	164.65
Harbor Capital Appreciation	411512528	0.000	2/25/2022	N/A	5.503	460.179	0.00	460.18
Harbor Capital Appreciation	411512528	0.000	2/25/2022	N/A	11.05	924.038	0.00	924.04
Harbor Capital Appreciation	411512528	0.000	2/25/2022	N/A	44.908	3,755.358	0.00	3,755.36
Vanguard Growth & Income	921913208	0.000	2/28/2022	N/A	170.65	16,498.15	0.00	16,498.15
Vanguard Short Term	922031836	0.000	2/28/2022	N/A	7.81	82.21	0.00	82.21
iShares SP500	464287408	0.000	3/16/2022	N/A	9.00	1,365.15	0.00	1,365.15
DFA Large Cap	233203868	0.000	3/16/2022	N/A	390.17	9,992.25	0.00	9,992.25
Dodge & Cox Stock Fund	256219106	0.000	3/16/2022	N/A	1.834	449.331	0.00	449.33
Dodge & Cox Stock Fund	256219106	0.000	3/16/2022	N/A	11.263	2,759.439	0.00	2,759.44
Dodge & Cox International	256206103	0.000	3/16/2022	N/A	6.307	290.816	0.00	290.82
Dodge & Cox International	256206103	0.000	3/16/2022	N/A	8.62	397.468	0.00	397.47
Dodge & Cox International	256206103	0.000	3/16/2022	N/A	17.018	784.70	0.00	784.70
Dodge & Cox International	256206103	0.000	3/16/2022	N/A	18.887	870.879	0.00	870.88
Dodge & Cox International	256206103	0.000	3/16/2022	N/A	62.687	2,890.497	0.00	2,890.50
Dodge & Cox International	256206103	0.000	3/16/2022	N/A	155.398	7,165.40	0.00	7,165.40
MFS International	552746356	0.000	3/16/2022	N/A	320.731	12,550.20	0.00	12,550.20
iShares Russell Mid Cap	464287499	0.000	3/16/2022	N/A	125.00	9,368.07	0.00	9,368.07
Sub Total / Average Sell					7,319.702	369,656.419	0.00	369,656.42

Mesa Water District
Transactions Summary
Quarterly Treasurer's Status Report - Investment Activity
Group By: Action
Portfolio / Report Group: PARS Pension Trust
Begin Date: 12/31/2021, End Date: 03/31/2022

Description	CUSIP/Ticker	YTM @ Cost	Settlement Date	Maturity Date	Face Amount/Shares	Principal	Interest/Dividends	Total
Buy								
PIMCO	693390841	0.000	1/4/2022	N/A	491.294	4,421.65	0.00	4,421.65
Hartford Schroders	41665X859	0.000	1/4/2022	N/A	1,576.36	30,155.69	0.00	30,155.69
Vanguard Growth & Income	921913208	0.000	1/4/2022	N/A	2,566.44	269,809.84	0.00	269,809.84
Undiscovered	904504479	0.000	1/4/2022	N/A	1,105.67	95,043.72	0.00	95,043.72
Columbia Contrarian Fund	19766M709	0.000	1/4/2022	N/A	3,445.54	118,423.27	0.00	118,423.27
Pimco Total Return Fund	693390700	0.000	1/4/2022	N/A	4,037.27	41,139.82	0.00	41,139.82
Vanguard Small Cap Growth	922908595	0.000	1/4/2022	N/A	3,894.00	1,084,751.58	0.00	1,084,751.58
PGIM Total Return Bond	74440B884	0.000	1/4/2022	N/A	2,964.67	42,513.43	0.00	42,513.43
Price T Rowe Growth	741479406	0.000	1/4/2022	N/A	695.905	72,986.52	0.00	72,986.52
Vanguard Short Term	922031836	0.000	1/4/2022	N/A	1,361.78	14,639.10	0.00	14,639.10
Doubeline Core Fix Income	258620301	0.000	1/4/2022	N/A	3,555.83	38,758.58	0.00	38,758.58
Harbor Capital Appreciation	411512528	0.000	1/4/2022	N/A	1,283.65	128,339.40	0.00	128,339.40
Vanguard Growth & Income	921913208	0.000	1/26/2022	N/A	514.01	49,406.72	0.00	49,406.72
Vanguard Real Estate	922908553	0.000	1/26/2022	N/A	51.00	5,414.02	0.00	5,414.02
Vanguard Small Cap Growth	922908595	0.000	1/26/2022	N/A	292.00	70,740.13	0.00	70,740.13
Price T Rowe Growth	741479406	0.000	1/26/2022	N/A	901.798	79,069.66	0.00	79,069.66
Harbor Capital Appreciation	411512528	0.000	1/26/2022	N/A	1,005.05	83,750.38	0.00	83,750.38
iShares Russell Mid Cap	464287499	0.000	1/26/2022	N/A	250.00	18,972.85	0.00	18,972.85
Columbia Contrarian Fund	19766M709	0.000	1/31/2022	N/A	426.881	13,532.14	0.00	13,532.14
PIMCO	693390841	0.000	2/18/2022	N/A	635.77	5,448.55	0.00	5,448.55
Vanguard Real Estate	922908553	0.000	2/18/2022	N/A	121.00	12,351.54	0.00	12,351.54
Pimco Total Return Fund	693390700	0.000	2/18/2022	N/A	1,734.574	17,154.94	0.00	17,154.94
PGIM Total Return Bond	74440B884	0.000	2/18/2022	N/A	1,564.401	21,635.66	0.00	21,635.66
MFS International	552746356	0.000	2/18/2022	N/A	9.508	388.86	0.00	388.86
Vanguard Short Term	922031836	0.000	2/18/2022	N/A	455.283	4,794.13	0.00	4,794.13
Doubeline Core Fix Income	258620301	0.000	2/18/2022	N/A	1,663.738	17,652.26	0.00	17,652.26
Hartford Schroders	41665X859	0.000	3/16/2022	N/A	6,511.19	111,146.08	0.00	111,146.08
Price T Rowe Growth	741479406	0.000	3/16/2022	N/A	376.472	31,966.20	0.00	31,966.20
Harbor Capital Appreciation	411512528	0.000	3/16/2022	N/A	400.155	32,484.61	0.00	32,484.61
iShares Russell Mid Cap	464287499	0.000	3/16/2022	N/A	982.00	73,738.87	0.00	73,738.87
Sub Total / Average Buy					44,873.239	2,590,630.20	0.00	2,590,630.20

Description	CUSIP/Ticker	YTM @ Cost	Settlement Date	Maturity Date	Face Amount/Shares	Principal	Interest/Dividends	Total
Dividend								
PIMCO	693390841	0.000	1/31/2022	N/A	0.00	0.00	712.75	712.75
Pimco Total Return Fund	693390700	0.000	1/31/2022	N/A	0.00	0.00	1,669.55	1,669.55
PGIM Total Return Bond	74440B884	0.000	1/31/2022	N/A	0.00	0.00	2,150.83	2,150.83
Vanguard Short Term	922031836	0.000	1/31/2022	N/A	0.00	0.00	477.60	477.60
PIMCO	693390841	0.000	2/28/2022	N/A	0.00	0.00	766.00	766.00
Pimco Total Return Fund	693390700	0.000	2/28/2022	N/A	0.00	0.00	1,541.65	1,541.65
PGIM Total Return Bond	74440B884	0.000	2/28/2022	N/A	0.00	0.00	1,953.92	1,953.92
Vanguard Short Term	922031836	0.000	2/28/2022	N/A	0.00	0.00	489.19	489.19
Doubeline Core Fix Income	258620301	0.000	2/28/2022	N/A	0.00	0.00	1,948.68	1,948.68
Doubeline Core Fix Income	258620301	0.000	3/1/2022	N/A	0.00	0.00	1,959.43	1,959.43
Vanguard Real Estate	922908553	0.000	3/28/2022	N/A	0.00	0.00	1,761.24	1,761.24
Dodge & Cox Stock Fund	256219106	0.000	3/28/2022	N/A	0.00	0.00	5,703.97	5,703.97
Dodge & Cox Stock Fund	256219106	0.000	3/28/2022	N/A	0.00	0.00	27.35	27.35
Dodge & Cox Stock Fund	256219106	0.000	3/29/2022	N/A	0.00	0.00	3,047.33	3,047.33
iShares SP500	464287408	0.000	3/30/2022	N/A	0.00	0.00	2,230.57	2,230.57
iShares Russell Mid Cap	464287499	0.000	3/30/2022	N/A	0.00	0.00	3,051.29	3,051.29
PIMCO	693390841	0.000	3/31/2022	N/A	0.00	0.00	773.43	773.43
Pimco Total Return Fund	693390700	0.000	3/31/2022	N/A	0.00	0.00	1,656.66	1,656.66
PGIM Total Return Bond	74440B884	0.000	3/31/2022	N/A	0.00	0.00	2,104.23	2,104.23
Vanguard Short Term	922031836	0.000	3/31/2022	N/A	0.00	0.00	484.48	484.48
Sub Total / Average Dividend					0.00	0.00	34,510.15	34,510.15
Sell								
iShares SP500	464287408	0.000	1/4/2022	N/A	123.00	19,582.50	0.00	19,582.50
Vanguard Real Estate	922908553	0.000	1/4/2022	N/A	132.00	15,248.72	0.00	15,248.72
DFA Large Cap	233203868	0.000	1/4/2022	N/A	2,912.88	80,482.76	0.00	80,482.76
Dodge & Cox Stock Fund	256219106	0.000	1/4/2022	N/A	116.737	29,459.75	0.00	29,459.75
Dodge & Cox International	256206103	0.000	1/4/2022	N/A	1,378.03	66,172.90	0.00	66,172.90
MFS International	552746356	0.000	1/4/2022	N/A	931.55	40,951.07	0.00	40,951.07
Victory RS	92647Q363	0.000	1/4/2022	N/A	31.301	2,480.91	0.00	2,480.91
Victory RS	92647Q363	0.000	1/4/2022	N/A	62.904	4,985.77	0.00	4,985.77
Victory RS	92647Q363	0.000	1/4/2022	N/A	143.88	11,403.93	0.00	11,403.93
Victory RS	92647Q363	0.000	1/4/2022	N/A	162.674	12,893.54	0.00	12,893.54
Victory RS	92647Q363	0.000	1/4/2022	N/A	218.082	17,285.18	0.00	17,285.18
Victory RS	92647Q363	0.000	1/4/2022	N/A	341.64	27,078.38	0.00	27,078.38
Victory RS	92647Q363	0.000	1/4/2022	N/A	391.19	31,005.71	0.00	31,005.71
Victory RS	92647Q363	0.000	1/4/2022	N/A	594.004	47,080.75	0.00	47,080.75
Victory RS	92647Q363	0.000	1/4/2022	N/A	647.581	51,327.26	0.00	51,327.26
Victory RS	92647Q363	0.000	1/4/2022	N/A	658.753	52,212.75	0.00	52,212.75

Description	CUSIP/Ticker	YTM @ Cost	Settlement Date	Maturity Date	Face Amount/Shares	Principal	Interest/Dividends	Total
Victory RS	92647Q363	0.000	1/4/2022	N/A	679.987	53,895.76	0.00	53,895.76
Victory RS	92647Q363	0.000	1/4/2022	N/A	1,152.06	91,312.26	0.00	91,312.26
Victory RS	92647Q363	0.000	1/4/2022	N/A	2,412.67	191,228.19	0.00	191,228.19
Victory RS	92647Q363	0.000	1/4/2022	N/A	3,004.152	238,109.04	0.00	238,109.04
iShares Russell Mid Cap	464287499	0.000	1/4/2022	N/A	43.00	3,559.80	0.00	3,559.80
PIMCO	693390841	0.000	1/26/2022	N/A	1,056.62	9,319.39	0.00	9,319.39
Hartford Schroders	41665X859	0.000	1/26/2022	N/A	2,287.56	42,800.25	0.00	42,800.25
iShares SP500	464287408	0.000	1/26/2022	N/A	86.00	13,128.16	0.00	13,128.16
DFA Large Cap	233203868	0.000	1/26/2022	N/A	760.55	19,895.89	0.00	19,895.89
Undiscovered	904504479	0.000	1/26/2022	N/A	666.99	55,086.37	0.00	55,086.37
Dodge & Cox Stock Fund	256219106	0.000	1/26/2022	N/A	218.112	53,088.46	0.00	53,088.46
Pimco Total Return Fund	693390700	0.000	1/26/2022	N/A	4,923.17	49,330.13	0.00	49,330.13
Dodge & Cox International	256206103	0.000	1/26/2022	N/A	598.46	28,636.41	0.00	28,636.41
PGIM Total Return Bond	74440B884	0.000	1/26/2022	N/A	3,235.70	45,558.66	0.00	45,558.66
MFS International	552746356	0.000	1/26/2022	N/A	76.72	3,137.97	0.00	3,137.97
Vanguard Short Term	922031836	0.000	1/26/2022	N/A	219.50	2,335.43	0.00	2,335.43
Vanguard Short Term	922031836	0.000	1/26/2022	N/A	1,860.45	19,795.21	0.00	19,795.21
Doubeline Core Fix Income	258620301	0.000	1/26/2022	N/A	4,812.78	51,833.64	0.00	51,833.64
Hartford Schroders	41665X859	0.000	2/18/2022	N/A	1,009.941	19,320.17	0.00	19,320.17
Vanguard Growth & Income	921913208	0.000	2/18/2022	N/A	1,389.749	133,540.98	0.00	133,540.98
DFA Large Cap	233203868	0.000	2/18/2022	N/A	348.379	9,211.15	0.00	9,211.15
Undiscovered	904504479	0.000	2/18/2022	N/A	121.578	10,343.856	0.00	10,343.86
Undiscovered	904504479	0.000	2/18/2022	N/A	126.702	10,779.806	0.00	10,779.81
Undiscovered	904504479	0.000	2/18/2022	N/A	173.006	14,719.35	0.00	14,719.35
Undiscovered	904504479	0.000	2/18/2022	N/A	379.537	32,291.008	0.00	32,291.01
Undiscovered	904504479	0.000	2/18/2022	N/A	699.177	59,485.979	0.00	59,485.98
Dodge & Cox Stock Fund	256219106	0.000	2/18/2022	N/A	325.00	79,491.75	0.00	79,491.75
Columbia Contrarian Fund	19766M709	0.000	2/18/2022	N/A	2,375.806	75,479.36	0.00	75,479.36
Vanguard Small Cap Growth	922908595	0.000	2/18/2022	N/A	450.00	106,980.43	0.00	106,980.43
Dodge & Cox International	256206103	0.000	2/18/2022	N/A	190.53	9,280.72	0.00	9,280.72
Price T Rowe Growth	741479406	0.000	2/18/2022	N/A	112.496	9,936.772	0.00	9,936.77
Price T Rowe Growth	741479406	0.000	2/18/2022	N/A	427.374	37,749.948	0.00	37,749.95
Harbor Capital Appreciation	411512528	0.000	2/18/2022	N/A	517.719	43,012.09	0.00	43,012.09
iShares SP500	464287408	0.000	3/16/2022	N/A	79.00	11,983.06	0.00	11,983.06
DFA Large Cap	233203868	0.000	3/16/2022	N/A	2,199.24	56,322.46	0.00	56,322.46
Undiscovered	904504479	0.000	3/16/2022	N/A	21.839	1,889.95	0.00	1,889.95
Undiscovered	904504479	0.000	3/16/2022	N/A	355.365	30,753.29	0.00	30,753.29
Undiscovered	904504479	0.000	3/16/2022	N/A	381.008	32,972.43	0.00	32,972.43
Dodge & Cox Stock Fund	256219106	0.000	3/16/2022	N/A	98.297	24,082.77	0.00	24,082.77
Vanguard Small Cap Growth	922908595	0.000	3/16/2022	N/A	181.00	42,685.04	0.00	42,685.04

Description	CUSIP/Ticker	YTM @ Cost	Settlement Date	Maturity Date	Face Amount/Shares	Principal	Interest/Dividends	Total
Dodge & Cox International	256206103	0.000	3/16/2022	N/A	1,581.86	72,939.52	0.00	72,939.52
MFS International	552746356	0.000	3/16/2022	N/A	2,013.746	78,797.88	0.00	78,797.88
Sub Total / Average Sell					52,499.036	2,485,752.669	0.00	2,485,752.67



MONTHLY COMMITTEE

Major Staff Projects

Title	Comments	Status
Month End Closing	Training	In Process
Fiscal Year 2022	Interim Audit	In Process
Capital Charges		In Process



*Dedicated to
Satisfying our Community's
Water Needs*

MEMORANDUM

TO: Board of Directors
FROM: Stacy Taylor, Water Policy Manager
DATE: May 24, 2022
SUBJECT: State Advocacy Update

RECOMMENDATION

Receive and file the State Advocacy Update.

STRATEGIC PLAN

Goal #7: Actively participate in regional and statewide water issues.

PRIOR BOARD ACTION/DISCUSSION

This item is provided at the monthly Board of Directors Committee meeting.

DISCUSSION

An updated State Advocacy report will be provided at the May 24, 2022 meeting.

FINANCIAL IMPACT

In Fiscal Year 2022, \$235,000 is budgeted for Support Services; \$186,295 has been spent to date.

ATTACHMENTS

None.



*Dedicated to
Satisfying our Community's
Water Needs*

MEMORANDUM

TO: Board of Directors
FROM: Stacy Taylor, Water Policy Manager
DATE: May 24, 2022
SUBJECT: Orange County Update

RECOMMENDATION

Receive and file the Orange County Update.

STRATEGIC PLAN

Goal #7: Actively participate in regional and statewide water issues.

PRIOR BOARD ACTION/DISCUSSION

This item is provided at the monthly Board of Directors Committee meeting.

DISCUSSION

The Mesa Water District (Mesa Water®) governmental relations program includes monitoring local and regional political issues and policy-setting authorities (i.e., County of Orange, Orange County Local Agency Formation Commission, etc.). An updated Orange County report will be provided at the May 24, 2022 meeting.

FINANCIAL IMPACT

In Fiscal Year 2022, \$235,000 is budgeted for Support Services; \$186,295 has been spent to date.

ATTACHMENTS

None.



*Dedicated to
Satisfying our Community's
Water Needs*

MEMORANDUM

TO: Board of Directors
FROM: Celeste Carrillo, Public Affairs Coordinator
DATE: May 24, 2022
SUBJECT: Outreach Update

RECOMMENDATION

Receive and file the Outreach Update.

STRATEGIC PLAN

Goal #4: Increase public awareness about Mesa Water and about water.
Goal #6: Provide outstanding customer service.
Goal #7: Actively participate in regional and statewide water issues.

PRIOR BOARD ACTION/DISCUSSION

This item is provided at the monthly Board of Directors Committee meeting.

DISCUSSION

Mesa Water District's (Mesa Water®) outreach program aims to connect Mesa Water with its constituents in order to achieve Goal #4 of the Board of Directors' (Board) Strategic Plan. Outreach activities are also designed to achieve the Strategic Plan goals related to customer service and/or regional water issues involvement by educating and informing the District's constituents about Mesa Water, water issues, and water in general. Mesa Water's constituents include external audiences, such as customers, community members, elected officials, industry colleagues, media, water districts and special districts – as well as internal audiences, such as staff, retirees and Board members.

Upcoming Fiscal Year 2022 Events

- **Institute for Conservation, Research and Education (ICRE) Student Poster Presentation** – Mesa Water District, 1965 Placentia Avenue, Costa Mesa: Thursday, June 2, 2022, 5:00 p.m. to 6:30 p.m.

The benefits of Mesa Water's involvement in this program include:

- Developing future environmental leaders, decision makers, and community leaders by providing unique experiential educational opportunities for local students; and
- During the Ecological Field Studies Program, students will conduct real-world ecological research. Acting as ecologists, with guidance from professionals, students develop a question and a hypothesis, and identify the best research methods and techniques to test their hypothesis. With field equipment in hand, students set up their experiments and collect data approximately one day each month over most of the school year. Near the end of the data collection period, students begin constructing posters that will display their work and results.



- Once the collection is complete, students analyze their results and make conclusions that are shared and discussed with other students, their families, and community members at an end-of-year poster presentation, hosted at Mesa Water District's Headquarters.

The benefits of Mesa Water's outreach program include:

- Informing constituents about Southern California's perpetual drought, the historical drought facing California, and the importance of developing local and cost-effective sources of safe, reliable water for Mesa Water's service area and the region at large;
- Educating constituents about the importance of water and water stewardship, in order to sustain Southern California's population, quality of life, business, and economy;
- Educating constituents about Mesa Water's stewardship of ratepayer funds and financial responsibility to fund, invest in, and save for the current and future provision of safe and reliable water for the District's service area;
- Informing constituents of the District's infrastructure improvements to ensure water quality and water reliability for its service area;
- Learning from constituents and evolving as a well-informed Board of Directors;
- Promoting water use efficiency to Mesa Water's customers and community members to help them save water, money, and the environment;
- Ensuring, for public health and safety reasons, that Mesa Water customers and community members identify the District as their water provider and as the source of information about water in emergency situations;
- Supporting Mesa Water's service area as an actively involved participant in programs that provide added value and benefits to the community;
- Informing the media of Mesa Water's activities that benefit the District's customers and community;
- Empowering Mesa Water's Board and staff with information that will help them provide the best possible service to the District's customers and community members; and,
- Strengthening Mesa Water's industry relations to provide opportunities for improving the District's business and operations -- including the areas of financial and human resources strength, infrastructure and technological innovation, and setting/supporting policies that have a positive impact on Mesa Water's service area -- so that the District can continue to provide safe, high-quality, reliable, and affordable water to its customers.

FINANCIAL IMPACT

In Fiscal Year 2022, \$590,920 is budgeted for Public Affairs Support Services; \$423,370 has been spent to date.

ATTACHMENTS

None.



Dedicated to
Satisfying our Community's
Water Needs

MEMORANDUM

TO: Board of Directors
FROM: Marwan Khalifa, CPA, MBA, Chief Financial Officer
DATE: May 24, 2022
SUBJECT: Fiscal Year 2022 Third Quarter Financial Update

RECOMMENDATION

Receive and file the Fiscal Year 2022 Third Quarter Financial Update.

STRATEGIC PLAN

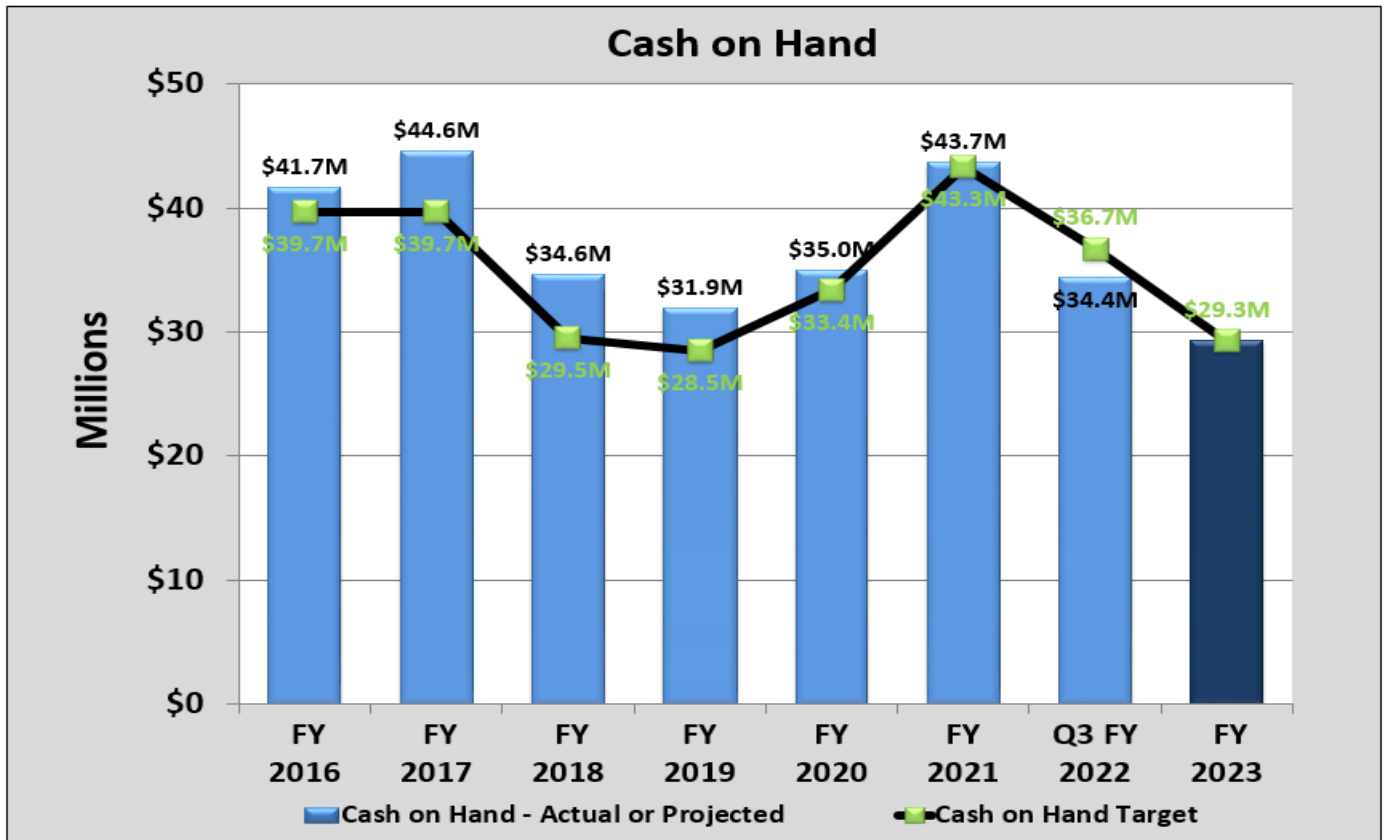
- Goal #1: Provide a safe, abundant, and reliable water supply.
- Goal #2: Practice perpetual infrastructure renewal and improvement.
- Goal #3: Be financially responsible and transparent.

PRIOR BOARD ACTION/DISCUSSION

At its May 13, 2021 meeting, the Board of Directors (Board) approved the Fiscal Year (FY) 2022 Budget.

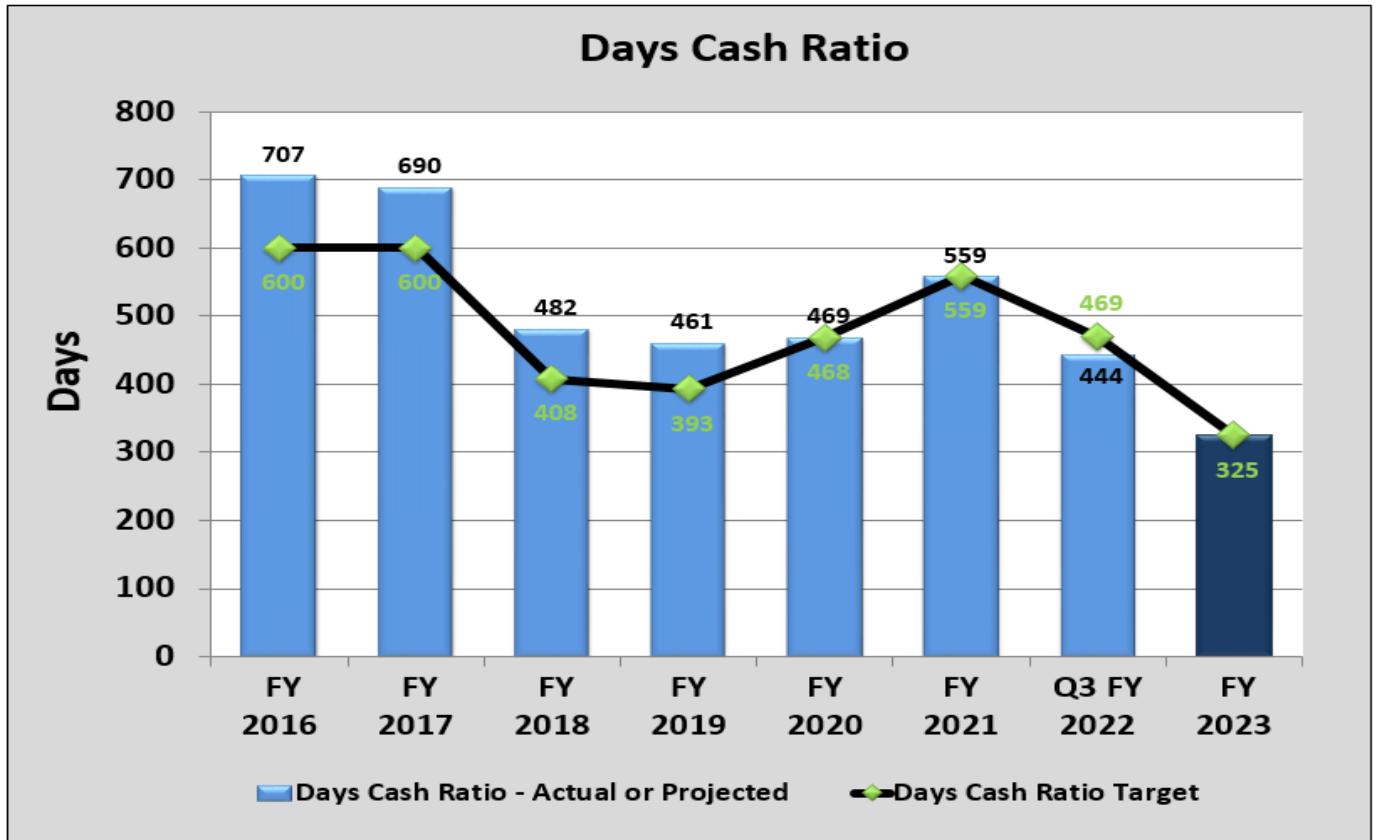
DISCUSSION

Through the third quarter of FY 2022, Cash on Hand totaled \$34,367,787. Cash on Hand of \$34,367,787 is below the forecasted year-end cash balance of \$36,690,220.





Additionally, 444 Days Cash is below the forecasted Days Cash estimate of 469 days at year end by 25 days.



The Current Debt Coverage ratio, without the unrealized investment loss of \$1,564,845, would be 150% which is above both requirements for the 2017 & 2020 Revenue Certificates of Participation (COPs) and the Designated Funds Policy. The Debt Coverage ratio goal of the Board is 130% and was established in the Designated Funds Policy.

Water production is above budget through the third quarter by approximately 0.5%.

The mix of water production between clear and amber water has varied which is depicted in the table below:

	Acre Feet		
	Budgeted	Actual	Variance
Clear Water	9,232	9,767	535
Amber Water	2,759	2,283	(476)
Import Water	-	-	-
Total	11,991	12,050	59



Clear and amber water costs have a combined favorable variance of \$193,862 due to production pumping costs being slightly below budgeted.

Total operating revenues year-to-date have a favorable balance of \$336,842 or approximately -1.1%. This is a result of water consumption being slightly higher than expected. Additionally, operating expenses through the third quarter have a favorable balance of \$662,232 or approximately 3%. This is predominately a result of lower than budgeted General and Administrative expenses and water production costs. As a result, operating income through March 31, 2022 has a favorable balance of \$869,643 or approximately 21.3%.

In addition, non-operating revenue, net of expenses, through the third quarter of FY 2022 has an unfavorable balance of \$825,642 or approximately -49.3%. This is mostly due to investment earnings significantly under-performing.

Overall, the Change in Net Position has an unfavorable balance of \$210,134 or approximately -6.6% through March 31, 2022.

ATTACHMENTS

Attachment A: Statement of Revenues, Expenses, and Changes in Net Position for the Nine Months Ended 3/31/2022



Statement of Revenues, Expenses, and Changes in Net Position For the Nine Months Ended 3/31/2022

	FY2022 YTD BUDGET	FY2022 YTD ACTUAL	Variance
OPERATING REVENUES:			
Water consumption sales	\$ 22,368,117	\$ 22,975,636	\$ 607,519
Monthly meter service charge	6,682,608	6,558,242	(124,366)
Recycled water sales	982,946	868,258	(114,688)
Concession from governmental agencies (CPTP)	-	-	-
Other charges and services	283,750	252,127	(31,623)
TOTAL OPERATING REVENUES	30,317,421	30,654,263	336,842
OPERATING EXPENSES:			
Imported sources of supply	347,775	313,569	34,206
Basin managed water	35,000	-	35,000
Clear water cost	5,872,168	6,120,796	(248,628)
Amber water cost	2,576,118	2,133,628	442,490
Recycled water	692,325	605,517	86,808
Transmission and distribution	5,231,591	5,232,303	(712)
General and administrative	7,098,107	6,785,039	313,068
TOTAL OPERATING EXPENSES	21,853,084	21,190,852	662,232
OPERATING INCOME BEFORE DEPRECIATION AND AMORTIZATION:	8,464,337	9,463,411	999,074
Depreciation and amortization	(4,387,500)	(4,516,930)	(129,430)
OPERATING INCOME (LOSS)	4,076,837	4,946,480	869,643
NONOPERATING REVENUES / (EXPENSES):			
Bond issuance costs	-	-	-
Investment earnings	337,500 *	(1,464,210) *	(1,801,710)
Interest expense - long term debt	(1,980,286)	(1,980,792)	(506)
Impairment of capital assets & termination of lease	(11,250)	-	11,250
Other non-operating, net	(20,000)	945,325	965,325
NONOPERATING REVENUES / (EXPENSES)	(1,674,036)	(2,499,678)	(825,642)
INCOME BEFORE CAPITAL CONTRIBUTIONS	2,402,801	2,446,802	44,001
CAPITAL CONTRIBUTIONS:			
Capacity and installation charges	195,000	-	(195,000)
Capital Grant (includes LRP)	458,940	305,712	(153,228)
Developers and others	125,000	219,093	94,093
TOTAL CAPITAL CONTRIBUTIONS	778,940	524,805	(254,135)
CHANGE IN NET POSITION	\$ 3,181,741	\$ 2,971,607	\$ (210,134)

* Includes Pension Trust Earnings.



*Dedicated to
Satisfying our Community's
Water Needs*

MEMORANDUM

TO: Board of Directors
FROM: Paul E. Shoenberger, P.E., General Manager
DATE: May 24, 2022
SUBJECT: Community Choice Agreements

RECOMMENDATION

Receive the presentation.

STRATEGIC PLAN

Goal #3: Be financially responsible and transparent.
Goal #4: Increase public awareness about Mesa Water and about water.
Goal #7: Actively participate in regional and statewide water issues.

PRIOR BOARD ACTION

None.

DISCUSSION

Black & Veatch is an employee-owned engineering, procurement, consulting and construction company with a 100-year legacy of innovations in sustainable infrastructure. Sustainable infrastructure advances lives, lifts communities, protects the planet and enables global prosperity. Black & Veatch is on the forefront of merging data analytics with engineering expertise to deliver timely and actionable insights that realize the full potential of assets and facilities for industrial, commercial, and utility businesses.

Black & Veatch Managing Director Ralph Zarumba will provide a presentation evaluating community choice agreements at the May 24, 2022 meeting.

FINANCIAL IMPACT

None.

ATTACHMENTS

None.



*Dedicated to
Satisfying our Community's
Water Needs*

MEMORANDUM

TO: Board of Directors
FROM: Kaitlyn Norris, Public Affairs Specialist
DATE: May 24, 2022
SUBJECT: Customer Anniversary Program

RECOMMENDATION

Receive the presentation.

STRATEGIC PLAN

Goal #4: Increase public awareness about Mesa Water and about water.

PRIOR BOARD ACTION/DISCUSSION

At its March 7, 2019 workshop, March 25, 2019 Legislative & Public Affairs Committee meeting and August 8, 2019 Board meeting, the Board of Directors (Board) received information on the New Customer Welcome/Anniversary Program.

DISCUSSION

Mesa Water District's (Mesa Water®) outreach program aims to connect Mesa Water with its constituents in order to achieve Goal #4 of the Board's Strategic Plan. As a part of these efforts, the first portion of the New Customer Welcome/Anniversary Program was launched on July 1, 2019. The objective of the comprehensive program is to further develop Mesa Water's customer onboarding process in order to meet the Board's strategic plan goal to increase public awareness about Mesa Water and about water. In addition, the Anniversary portion of the program will recognize the District's long-term customers by providing a similar outreach campaign to re-engage them with Mesa Water.

After successfully rolling out the New Customer Welcome Program, staff is launching the Customer Anniversary Program in June 2022. The program will recognize residents who have resided in Mesa Water's service area for 25 years or longer. Residents will receive a Mesa Water-branded mug with an enclosed card that thanks them for the privilege of allowing Mesa Water to provide them with an abundance of 100% local, reliable, clean, safe water for more than 25 years.

Public Affairs staff will provide a presentation at the May 24, 2022 meeting.

FINANCIAL IMPACT

In Fiscal Year 2022, \$590,920 is budgeted for Public Affairs Support Services; \$423,370 has been spent to date.

ATTACHMENTS

None.

REPORTS:

14. REPORT OF THE GENERAL MANAGER

REPORTS:

15. DIRECTORS' REPORTS AND COMMENTS

There are no support materials for this item.

CLOSED SESSION:

17. CONFERENCE WITH SPECIAL LEGAL COUNSEL – EXISTING LITIGATION:
Pursuant to California Government Code Sections 54956.9 (a) and 54957.1 (a) (2) -
based on existing facts and circumstances, the Board is meeting with Special Legal
Counsel.
Number of Cases: 1