



*Dedicated to  
Satisfying our Community's  
Water Needs*

**AGENDA  
MESA WATER DISTRICT  
BOARD OF DIRECTORS  
Wednesday, February 28, 2024  
1965 Placentia Avenue, Costa Mesa, CA 92627  
4:30 p.m. Regular Board Meeting**

**CALL TO ORDER**

**PLEDGE OF ALLEGIANCE**

**PUBLIC COMMENTS**

**Items Not on the Agenda:** Members of the public are invited to address the Board regarding items which are not appearing on the posted agenda. Each speaker shall be limited to three minutes. The Board will set aside 30 minutes for public comments for items not appearing on the posted agenda.

**Items on the Agenda:** Members of the public shall be permitted to comment on agenda items before action is taken, or after the Board has discussed the item. Each speaker shall be limited to three minutes. The Board will set aside 60 minutes for public comments for items appearing on the posted agenda.

**ITEMS TO BE ADDED, REMOVED, OR REORDERED ON THE AGENDA**

At the discretion of the Board, all items appearing on this agenda, whether or not expressly listed as an Action Item, may be deliberated and may be subject to action by the Board.

**CONSENT CALENDAR ITEMS:**

Approve all matters under the Consent Calendar by one motion unless a Board member, staff, or a member of the public requests a separate action.

1. Receive and file the Developer Project Status Report.
2. Receive and file the Mesa Water and Other Agency Projects Status Report.
3. Receive and file the Water Quality Call Report.
4. Receive and file the Accounts Paid Listing.
5. Receive and file the Monthly Financial Reports.
6. Receive and file the Outreach Update.
7. Receive and file the Fiscal Year 2024 Second Quarter Financial Update.
8. Receive and file the Quarterly Training Report for October 1, 2023 to December 31, 2023.

**PRESENTATION AND DISCUSSION ITEMS:**

9. WATER-WISE GARDENS AT COSTA MESA CITY HALL:

**Recommendation: Direct staff to refurbish three public-facing gardens at Costa Mesa City Hall with water-wise plants and updated branded signage.**



10. PROCEDURE FOR WILL-SERVE LETTERS:

**Recommendation: Receive the presentation.**

11. REQUESTS FOR WILL-SERVE LETTERS:

**Recommendation: Approve the issuance of Will-Serve Letters to customer projects located at 695 W. 19<sup>th</sup> Street and 615 and 617 Victoria Street and approve a Water Supply Assessment for a customer project located at 3333 Susan Street.**

**ACTION ITEMS:**

12. CALIFORNIANS FOR ENERGY AND WATER ABUNDANCE:

**Recommendation: Approve a grant contribution to the California Policy Center for \$12,500 to help fund and support the organization's ongoing research on Water Solutions for California.**

13. WATER SUPPLY AND DEMAND OPTIMIZATION MODEL UPGRADES:

**Recommendation: Approve a contract with Carollo Engineers for an amount not to exceed \$122,500 to implement Blue Plan-It software which upgrades the original Water Supply and Demand Optimization Model.**

14. DIRECTORS' COMPENSATION AND EXPENSE REIMBURSEMENT:

**Recommendation: Discuss Directors' fees and, if determined, direct staff to schedule a public hearing for the April 10, 2024 Board meeting.**

**REPORTS:**

15. REPORT OF THE GENERAL MANAGER:

- January Key Indicators Report

16. DIRECTORS' REPORTS AND COMMENTS

**INFORMATION ITEMS:**

17. FEDERAL ADVOCACY UPDATE

18. STATE ADVOCACY UPDATE

19. ORANGE COUNTY UPDATE



*In compliance with California law and the Americans with Disabilities Act, if you need disability-related modifications or accommodations, including auxiliary aids or services in order to participate in the meeting, or if you need the agenda provided in an alternative format, please call the District Secretary at (949) 631-1205. Notification 48 hours prior to the meeting will enable Mesa Water District (Mesa Water®) to make reasonable arrangements to accommodate your requests.*

*Members of the public desiring to make verbal comments using a translator to present their comments into English shall be provided reasonable time accommodations that are consistent with California law.*

*Agenda materials that are public records, which have been distributed to a majority of the Mesa Water Board of Directors (Board), will be available for public inspection at the District Boardroom, 1965 Placentia Avenue, Costa Mesa, CA and on Mesa Water's website at [www.MesaWater.org](http://www.MesaWater.org). If materials are distributed to the Board less than 72 hours prior or during the meeting, the materials will be available at the time of the meeting.*

**ADJOURN TO A REGULAR BOARD MEETING SCHEDULED FOR WEDNESDAY, MARCH 13, 2024 AT 4:30 P.M.**

# DEVELOPER PROJECT STATUS REPORT

PROJECT STATUS - DEVELOPER PROJECTS			
FILE NO.	PROJECT ADDRESS	PROJECT DESCRIPTION	PROJECT NOTES/STATUS
C0013-24-01	Fairview Park	Park	Waiting for Application for New Service and 1st submittal of the Water Improvement Plan. (2/20/24)
C0014-24-02	600 Town Center Drive	Water Pipeline	Application for New Service submitted on 11/28/23 and plan check fee is not required. 1st plan check submitted on 12/1/23 and returned on 12/21/23. 2nd plan check submitted on 1/23/24 and returned on 1/31/24. (2/20/24)
C0073-23-01	55 Fair Drive	Vanguard University (New Gym)	Application for New Services submitted on 8/16/22 and plan check fee paid on 8/16/22. 1st plan check submitted on 8/15/22 and returned on 8/28/22. 2nd plan check submitted on 9/20/22 and returned on 9/25/22. 3rd plan check submitted on 12/14/22 and returned on 12/14/22. Permit issued on 2/15/23. Precon held on 7/11/23. Services installed on 7/25/23. Chlorination of domestic water service completed on 8/14/23. Chlorination of fireline completed on 9/5/23. Shutdown to cut in tee, and install of the large Badger meter completed on 12/18/23. Staff met with Contractor on 1/9/24 to go over meter placement plans. (2/20/24)
C0102-20-02	3550 Cadillac Avenue	Commercial	Plans received and plan check fees paid on 11/25/19. 1st plan check 11/25/19 and redlines emailed on 12/4/19. Issued plan check termination to owner due to non-responsiveness to complete plan check. 2nd plan check on 7/2/20 and returned on 7/5/20. 3rd plan check on 7/25/21 and returned on 7/31/21. 4th plan check on 8/24/21 and returned on 8/29/21. 5th plan check on 10/11/21 and returned on 10/12/21. 6th plan check on 10/22/21 and returned on 10/23/21. 7th plan check received 2/15/22 and returned on 2/17/22. 8th plan check submitted on 7/20/23. Permit issued on 8/17/23. (2/20/24)
C0137-20-01	3001 Murray Lane	Single Family Home	Plans received and plan check fees paid on 2/28/20. 1st plan check submitted on 2/28/20 and redlines returned on 3/9/20. 2nd plan check submitted on 9/30/20 and returned on 10/11/20. 3rd plan check submitted on 4/30/21 and returned on 5/2/21. 3rd plan check submitted on 5/2/21 and returned on 5/2/21. Permit issued on 10/5/21. Inspector dispatched to check job progress on 6/17/22. Owner is modifying and resubmitting plans to the City and Mesa Water for updated permit approvals. Contractor beginning construction in July 2023. Work order created to check site and verify if any water-related work has begun on 7/18/23. Refresher precon held on 1/18/24. (2/20/24)

## DEVELOPER PROJECT STATUS REPORT

PROJECT STATUS - DEVELOPER PROJECTS			
FILE NO.	PROJECT ADDRESS	PROJECT DESCRIPTION	PROJECT NOTES/STATUS
C0150-20-02	165 Merrill Place	Single Family Home	Plans received on 7/3/20 and plan check fees paid on 6/25/20. 1st plan check submitted on 6/25/20 and redlines returned on 7/5/20. Rescinded permit on 9/16/20. 2nd plan check submitted 9/28/20 and returned on 9/29/20. Issued permit on 10/27/20. Precon held on 3/17/21. Inspector dispatched to check job progress on 11/15/21 and 6/17/22. Precon with new Contractor held on 8/9/22. Refresher Precon held on 1/26/23. Work order created to check site and verify if any water-related work has begun on 7/18/23. Services installed on 1/10/24. Meter upgrade completed on 1/17/24. (2/20/24)
C0158-21-01	396 E. 21st Street	Mobile Home Park	Plan check fees paid on 8/13/20 and Application for New Service submitted on 8/7/20. 1st plan check submitted on 7/30/20 and returned on 8/15/20. 2nd plan check submitted on 9/2/20 was rejected. Revised 2nd plan check submitted on 9/10/20 and returned on 9/12/20. Issued permit on 10/27/20. Precon held on 5/27/21. Extending permit for 6 months. Inspector dispatched to check job progress on 11/15/21 and 6/17/22. Work order created to check site and verify if any water-related work has begun on 7/18/23. Precon held on 1/23/24. (2/20/24)
C0183-21-01	148 E. 22nd Street	St. Mary Armenian Church	Plan check fee received on 2/4/21 and Application for New Service received on 6/22/21. 1st plan check submitted on 6/22/21 and returned on 7/3/21. 2nd plan check submitted on 9/15/21 and returned on 9/18/21. Permit issued on 11/16/21. Precon completed 2/7/22 and project to be built in 2 phases. Test shutdown on 2/11/22. Shutdown to cut-in tee completed on 2/14/22. Chlorination flush, swab, pressure test done on 2/22/22, and chlorination flush again on 2/23/22. Inspector dispatched to check job progress on 6/17/22. Precon for new phase of construction held on 9/27/22. Precon held with new contractor on 3/22/23. Shutdown for abandonment performed on 5/3/23. Contractor called for meter installs on 7/13/23. Refresher precon held with new contractor on 11/29/23. Met onsite with contractor to go over 2" service install on Virginia Place on 2/13/24. (2/20/24)
C0188-21-01	3190 Pullman Street	Commercial Property	New Application for New Service submitted on 1/30/24 and now plan check fee is required. 1st plan check submitted on 1/21/24 and returned on 2/10/24. (2/20/24)

## DEVELOPER PROJECT STATUS REPORT

PROJECT STATUS - DEVELOPER PROJECTS			
FILE NO.	PROJECT ADDRESS	PROJECT DESCRIPTION	PROJECT NOTES/STATUS
C0202-21-01	1910 Federal Avenue	Single Family Home	Application for New Service submitted on 5/18/21 and plan check fee submitted on 5/18/21. 1st plan check submitted on 5/25/21 and returned on 6/3/21. 2nd plan check submitted on 8/30/21 and returned on 8/30/21. 3rd plan check submitted on 8/31/21 and returned on 9/1/21. Permit issued on 3/7/22. Precon held on 11/17/22. Water utility work scheduled to begin in January 2024. Precon held on 1/17/24. (2/20/24)
C0214-22-01	366 Ralcam Place	Single Family Home	Application for New Service submitted on 7/22/21 and plan check fee submitted on 7/29/21. 1st plan check submitted on 8/2/21 and returned on 8/2/21. 2nd plan check submitted on 9/7/21 and returned on 9/8/21. Permit issued on 7/29/22. Precon held on 5/17/23. (2/20/24)
C0216-22-01	2750 Bristol Street	Commercial Property	Application for New Service submitted on 8/17/21 and waiting for plan check fee. 1st plan check submitted on 8/17/21 and returned on 8/20/21. 2nd plan check submitted on 8/20/21 and returned on 9/7/21. Permit issued on 8/31/22. Precon held on 12/8/22. Work order created to check site and verify if any water-related work has begun on 7/18/23. (2/20/24)
C0228-22-01	319 E. 16th Place	Single Family Home	Application for New Service submitted on 9/29/21 and waiting on the plan check fee submittal. 1st plan check submitted on 9/30/21 and returned on 10/9/21. Revised 1st submittal and resubmitted on 10/15/21. 2nd plan check submitted on 10/26/21 and returned on 10/29/21. Permit issued on 11/30/21. Inspector dispatched to check job progress on 6/17/22. Precon held on 1/9/23. Meter rock base inspected on 6/12/23. Meter upgrade scheduled with Operations in December 2023. (2/20/24)
C0234-22-01	1750 Newport Boulevard	Commercial	Application for New Service submitted on 10/22/21. Plan check fee submitted on 11/15/21. 1st plan check submitted on 10/25/21 and returned on 11/18/21. 2nd plan check submitted on 11/29/21 and returned on 11/30/21. Permit issued on 6/23/22. Precon held on 4/18/23. Services hot-tapped and installed, meter upgraded, and old service abandoned on 6/15/23. Backflows tested on 6/19/23. Plan check sent official letter to coordinate the abandonments of two remaining services on 9/27/23. (2/20/24)

## DEVELOPER PROJECT STATUS REPORT

PROJECT STATUS - DEVELOPER PROJECTS			
FILE NO.	PROJECT ADDRESS	PROJECT DESCRIPTION	PROJECT NOTES/STATUS
C0239-22-01	2263 Rutgers Drive	Single Family Home	Application for New Service and plan check fee submitted on 11/4/21. 1st plan check submitted on 11/4/21 and returned on 11/5/21. 2nd plan check submitted on 12/23/21 and returned to 12/24/21. 3rd plan check submitted on 2/6/22 and returned on 2/8/22. Revised 3rd plan check submitted 3/7/22 and returned on 3/8/22. Permit issued on 5/24/22. Work order created to check site and verify if any water-related work has begun on 7/18/23. Precon held on 10/23/23. (2/20/24)
C0250-22-01	1008 W. Wilson Street & 2255 Canyon Drive	2 Single Family Homes	Application for New Service submitted on 1/14/22 and plan check fee submitted on 1/12/22. 1st plan check submitted on 1/14/22 and returned on 1/15/22. 2nd plan check submitted on 2/7/22 and returned on 2/10/22. 3rd plan check submitted on 3/15/22 and returned on 3/18/22. 4th plan check submitted on 3/23/22 and returned on 3/26/22. Permit issued on 11/1/22. Work order created to check site and verify if any water-related work has begun on 7/18/23. Precon held on 10/18/23. Refresher precon held on 1/16/24 with new contractor. (2/20/24)
C0270-22-01	2113 Thurin Street	Single Family Home	Application for New Service submitted on 3/18/22 and plan check fee submitted on 4/14/22. 1st plan check submitted on 3/18/22 and returned on 4/25/22. 2nd plan check submitted 10/25/22 and returned on 10/26/22. Permit issued on 12/20/22. Precon held on 5/22/23. Contractor still awaiting final City approval. (2/20/24)
C0272-22-01	2941 Java Road	Single Family Home	Application for New Service and plan check fee submitted on 4/14/22. 1st plan check submitted on 4/14/22 and returned on 4/15/22. 2nd plan check submitted on 8/22/22 and returned on 8/22/22. Permit issued on 10/14/22. Work order created to check site and verify if any water-related work has begun on 7/18/23. Precon meeting held on 10/19/23. (2/20/24)
C0274-22-01	120 Albert Place	Apartment Complex	Application for New Service submitted on 4/19/22 and plan check fee submitted on 4/29/22. 1st plan check submitted on 4/19/22 and returned on 4/29/22. 2nd plan check submitted on 5/31/22 and returned on 5/31/22. 3rd plan check submitted on 8/22/22 and returned on 8/22/22. 6th plan check submitted on 10/28/22 and returned on 10/29/22. Permit issued on 12/20/22. Work order created to check site and verify if any water-related work has begun on 7/18/23. (2/20/24)

## DEVELOPER PROJECT STATUS REPORT

PROJECT STATUS - DEVELOPER PROJECTS			
FILE NO.	PROJECT ADDRESS	PROJECT DESCRIPTION	PROJECT NOTES/STATUS
C0280-22-01	3303 Hyland Avenue	Tesla Charging Stations	Application for New Service submitted on 6/13/22 and no plan check fee as the infrastructure is for the City of Costa Mesa. 1st plan check submittal on 6/13/22 and returned on 6/14/22. Permit issued on 8/15/22. Precon held on 9/6/22. Trench excavation inspections to supervise Edison utility construction on 10/24/22, 10/25/22, 10/26/22, 10/31/22, 11/1/22, 11/3/22, and again on 11/17/22. Currently waiting for construction to begin on the other side of the street. Work order created to check site and verify if any water-related work has begun on 7/18/23. (2/20/24)
C0282-22-01	Fairview Road Medians	OC405 - Medians for City of Costa Mesa	Application for New Service submitted on 6/20/22 and no plan check fee as the infrastructure is for the City of Costa Mesa. 1st plan check submitted on 10/12/22 and returned on 10/16/22. 2nd plan check submitted on 11/3/22 and returned on 11/25/22. 3rd plan check revised 2nd plan check which was submitted on 12/18/22. 4th Plan Check submitted on 12/21/22 and returned on 12/22/22. 5th plan check submitted on 1/30/23 and returned on 2/5/23. Permit issued on 4/10/23. Precon held on 4/17/23. Backflow testing to unlock one of the meters on 5/15/23. (2/20/24)
C0283-22-01	2167 Miner Street	2 Single Family Homes	Application for New Service submitted on 6/21/22 and plan check fee submitted on 6/30/22. 1st plan check submittal on 6/23/22 and returned on 7/18/22. 2nd plan check submittal on 7/18/22 and returned on 7/19/22. 3rd plan check submittal on 1/5/23 and returned on 1/8/23. 4th plan check submittal on 1/10/23 and returned on 1/10/23. 5th plan check submitted on 1/11/23 and returned on 1/11/23. 6th plan check submitted on 4/8/23 and returned on 4/16/23. Permit issued on 5/16/23. (2/20/24)
C0287-22-01	2050 National Avenue	Single Family Home	Application for New Service submitted on 1/10/23 and plan check fee submitted on 7/29/22. 1st plan check submitted on 1/25/23 and returned on 2/5/23. 2nd plan check submittal on 2/9/23 and returned on 2/10/23. Permit issued 3/13/23. (2/20/24)
C0289-23-01	901 Victoria Street	Single Family Home	Application for New Service submitted on 7/17/22 and plan check fee submitted on 7/25/22. 1st plan check submitted on 8/24/22 and returned on 8/28/22. 2nd plan check submitted 8/31/22 and returned on 9/2/22. 3rd plan check submitted on 10/15/22 and returned 10/22/22. 4th plan check submitted on 7/13/23 and returned on 7/18/23. Permit issued on 8/7/2023. (2/20/24)



## DEVELOPER PROJECT STATUS REPORT

PROJECT STATUS - DEVELOPER PROJECTS			
FILE NO.	PROJECT ADDRESS	PROJECT DESCRIPTION	PROJECT NOTES/STATUS
C0301-23-01	1993 Church Street	Apartment Complex	Application for New Service submitted on 9/9/22 and plan check fee submitted on 9/14/22. 1st plan check submitted on 9/9/22 and returned on 9/18/22. 2nd plan check submitted on 9/29/22 and returned on 10/2/22. 3rd plan check submitted on 10/9/22 and returned on 10/10/22. 4th plan check submitted on 10/21/22 and returned on 10/23/22. Permit issued on 12/20/22. Precon held on 5/17/23. (2/20/24)
C0304-23-01	2845 Mesa Verde Drive E	Church	Application for New Service submitted on 9/24/22 and waiting for plan check fee. 1st plan check submitted on 11/7/22 and returned on 11/12/22. 2nd plan check submitted on 1/19/23 and returned on 1/22/23. 3rd Plan Check submitted on 1/25/23 ad returned on 2/5/23. 4th plan check submitted on 9/5/23 and returned on 9/5/23. Permit issued on 10/30/23. (2/20/24)
C0307-23-01	1968 Raymond Avenue	Single Family Home	Application for New Service submitted on 10/12/22 and plan check fee submitted on 10/14/22. 1st plan check submitted on 10/21/22 and returned on 10/23/22. 2nd plan check submitted on 6/26/23. (2/20/24)
C0315-23-01	3098 College Avenue	Single Family Home	Application for New Service submitted on 11/1/22 and plan check fee submitted on 11/3/22. 1st plan check submitted on 11/1/22 and returned on 11/6/22. 2nd plan check submitted 11/28/22 and returned 11/29/22. 3rd plan check submitted 12/7/22 and returned on 12/13/22. 4th plan check submitted on 7/14/23 and returned on 7/18/23. Permit issued on 8/17/23. Precon held on 11/20/23. (2/20/24)
C0324-23-01	382 Costa Mesa Street	Single Family Home	Application for New Service submitted on 11/15/22 and plan check fee submitted 11/11/22. 1st plan check submitted on 11/15/22 and returned on 11/20/22. 2nd plan check submitted on 11/22/22 and returned on 11/23/22. Permit issued on 1/3/23. Precon held on 1/24/23. Work order created to check site and verify if any water-related work has begun on 7/18/23. (2/20/24)
C0325-23-01	482 Costa Mesa Street	Single Family Home	Application for New Service submitted on 11/15/22 and plan check fee submitted on 11/11/22. 1st plan check submitted on 11/22/22 and returned on 11/23/22. 2nd plan check submitted on 11/29/22 and returned on 11/30/22. Permit issued on 1/3/23. Precon held on 5/11/23. (2/20/24)

## DEVELOPER PROJECT STATUS REPORT

PROJECT STATUS - DEVELOPER PROJECTS			
FILE NO.	PROJECT ADDRESS	PROJECT DESCRIPTION	PROJECT NOTES/STATUS
C0326-23-01	259 E. 21st Street	Accessory Dwelling Unit (ADU)	Application for New Service submitted on 11/18/22 and plan check fee submitted 11/19/22. 1st plan check submitted on 11/14/22 and returned on 11/20/22. 2nd plan check submitted on 11/22/22 and returned on 11/23/22. 3rd plan check submitted on 2/21/23 and returned on 2/21/23. (2/20/24)
C0331-23-01	216 E. 18th Street	Single Family Home	Application for New Service submitted on 12/01/22 and plan check fee submitted 1/4/23. 1st plan check submitted on 12/1/22 and returned on 12/13/22. (2/20/24)
C0333-23-01	305 Flower Street	Single Family Home	Application for New Service submitted on 12/15/22 and plan check fee submitted on 12/7/22. 1st plan check submitted on 12/7/22 and returned on 12/18/22. 2nd plan check submitted on 1/14/23 and returned on 1/15/23. 3rd plan check submitted on 1/16/23 and returned on 1/16/23. (2/20/24)
C0334-23-01	2934 Maui Place	Single Family Home	Application for New Service submitted on 7/9/22 and plan check fee submitted on 12/14/22. 1st plan check submitted on 12/7/22 and returned on 12/18/22. 2nd plan check submitted on 12/6/23 and returned on 12/7/23. Permit issued on 12/27/23. (2/20/24)
C0335-23-01	2050 President Place	Single Family Home	Application for New Service submitted on 12/13/22 and plan check fee received on 1/11/23. 1st plan check submitted on 12/13/22 and returned on 12/18/22. 2nd plan check submitted on 12/21/22 and returned on 1/12/23. 3rd plan check submitted 11/28/23 and returned on 12/2/23. Permit issued on 12/13/2023. (2/20/24)
C0336-23-01	899 Darrell Street	Single Family Home	Application for New Service submitted on 12/19/22 and waiting for plan check fee to be submitted. 1st plan check submitted on 12/16/22 and returned on 12/26/22. 2nd plan check submitted on 1/6/23 and returned on 1/8/23. Permit issued on 2/12/24. (2/20/24)
C0337-23-01	3350 Avenue of the Arts	Commercial	Application for New Service submitted on 1/5/23 and waiting for plan check fee to be submitted. 1st plan check submitted on 12/20/22 and returned on 1/16/23. 2nd plan check submitted on 4/13/23 and returned on 4/16/23. (2/20/24)
C0338-23-01	723 W. Wilson Street	2 ADUs	Application for New Service submitted on 1/8/23 and plan check fee submitted on 1/12/23. 1st plan check submitted on 1/8/23 and returned on 1/15/23. 2nd plan check submitted on 1/16/23 and returned on 1/16/23. Permit issued 3/13/23. Precon held on 9/6/23. (2/20/24)

## DEVELOPER PROJECT STATUS REPORT

PROJECT STATUS - DEVELOPER PROJECTS			
FILE NO.	PROJECT ADDRESS	PROJECT DESCRIPTION	PROJECT NOTES/STATUS
C0339-23-01	3176 Country Club Drive	Single Family Home	Application for New Service submitted on 1/7/23 and waiting for plan check fee to be submitted. 1st plan check submitted on 1/7/23 and returned on 1/15/23. 2nd plan check submitted on 1/17/23 and returned on 1/22/23. (2/20/24)
C0340-23-01	2570 Fordham Drive	Single Family Home	Application for New Service submitted on 1/9/23 and waiting for plan check fee to be submitted. 1st plan check submitted on 10/20/22 and returned on 1/15/23. 2nd plan check submitted on 11/14/23 and returned on 11/14/23. 3rd plan check submitted on 11/17/23 and returned 11/18/23. Permit issued on 11/27/23. (2/20/24)
C0341-23-01	722 W. 16th Street	Commercial	Application for New Service submitted on 1/10/23 and waiting for plan check fee to be submitted. 1st plan check submitted on 1/10/23 and returned on 1/16/23. 2nd plan check submitted on 1/24/23 and returned on 2/5/23. 3rd plan check submitted on 9/5/23 and returned on 9/5/23. Permit issued on 9/18/23. Precon held on 12/18/23. Services installed 1/26/24. Meter upgraded 1/29/24. Shutdown for abandonment performed on 1/30/24. (2/20/24)
C0342-23-01	459 E. 18th Street	Single Family Home	Application for New Service submitted on 1/11/23 and waiting for plan check fee to be submitted. 1st plan check submitted on 1/11/23 and returned on 1/16/23. 2nd plan check submitted on 1/18 and returned on 1/22/23. 3rd plan check submitted on 11/10/23 and returned on 11/10/23. 4th plan check submitted on 11/16/23 and returned on 11/16/23. Permit issued on 1/22/24. (2/20/24)
C0351-23-01	3097 Molokai Place	ADU	Application for New Service submitted on 1/26/23 and plan check fee submitted on 1/31/23. 1st plan check submitted on 1/26/23 and returned on 2/5/23. 2nd plan check submitted on 3/3/23 and returned on 3/5/23. Permit issued 5/16/23. Permit package re-issued on 9/18/23. (2/20/24)
C0352-23-01	3160 Bermuda Drive	Single Family Home with ADU	Application for New Service submitted on 1/30/23 and plan check fee submitted on 1/26/23. 1st plan check submitted on 1/29/23 and returned on 2/5/23. 2nd plan check submitted on 2/10/23 and returned on 2/11/23. (2/20/24)
C0354-23-01	1016 Concord Street	ADU	Application for New Service submitted on 1/29/23 and waiting for plan check fee. 1st plan check submitted on 1/29/23 and returned on 2/5/23. 2nd plan check submitted on 3/3/23 and returned on 3/5/23. (2/20/24)

## DEVELOPER PROJECT STATUS REPORT

PROJECT STATUS - DEVELOPER PROJECTS			
FILE NO.	PROJECT ADDRESS	PROJECT DESCRIPTION	PROJECT NOTES/STATUS
C0355-23-01	338 E. 19th Street	ADU	Application for New Service submitted on 1/30/23 and waiting for plan check fee. 1st plan check submitted on 1/30/23 and returned on 2/5/23. 2nd plan check submitted on 2/7/23 and returned on 2/7/23. Permit issued on 9/18/23. (2/20/24)
C0356-23-01	707 Center Street	ADU	Application for New Service submitted on 10/20/22 and plan check fee paid 1/30/23. 1st plan check submitted on 12/02/22 and returned on 2/5/23. 2nd plan check submitted on 2/10/23 and returned on 2/10/23. (2/20/24)
C0357-23-01	3121 Red Hill Avenue	Commercial	Application for New Service submitted on 2/2/23 and waiting for plan check fee to be submitted. 1st plan check submitted on 2/2/23 and returned on 2/5/23. 2nd plan check submitted on 3/20/23 and returned on 3/26/23. Permit issued on 4/10/23. Precon held on 4/20/23. Refresher precon with new contractor held on 7/18/23. Excavating done 7/28/23. Hot tap done on 7/31/23. Chlorination flush and bac-t test completed on 8/29/23, and again on 8/30/23. Services installed 9/14/23. Irrigation meter upgraded on 9/15/23; waiting for final backflow to be aquired, installed and tested. (2/20/24)
C0358-23-01	571 Park Drive	ADU	Application for New Service and plan check fee were submitted on 2/1/23. 1st plan check submitted on 2/23/23 and returned 2/25/23. 2nd plan check submitted on 3/9/23 and returned on 3/11/23. (2/20/24)
C0359-23-01	307 Colleen Place	Single Family Home with ADU	Application for New Service submitted on 2/3/23 and plan check fee submitted 2/6/23. 1st plan check submitted on 2/6/23 and returned on 2/8/23. 2nd plan check submitted on 3/7/23 and returned on 3/11/23. 3rd plan check submitted on 9/21/23 and returned on 9/24/23. (2/20/24)
C0361-23-01	341 Westbrook Place	Single Family Home	Application for New Service submitted on 2/10/23 and waiting for plan check fee to be submitted. 1st plan check submitted on 2/10/23 and returned on 2/11/23. 2nd plan check submitted on 2/12/23 and returned on 2/13/23. Permit issued on 4/14/23. Precon held on 10/4/23. (2/20/24)
C0362-23-01	337 E. 20th Street	Single Family Home	Application for New Service submitted on 2/10/23 and waiting for plan check fee to be submitted. 1st plan check submitted on 2/10/23 and returned on 2/11/23. 2nd plan check submitted on 2/12/23 and returned on 2/13/23. 3rd plan check submitted on 2/17/23 and returned on 2/18/23. Permit issued on 6/5/23. (2/20/24)

## DEVELOPER PROJECT STATUS REPORT

PROJECT STATUS - DEVELOPER PROJECTS			
FILE NO.	PROJECT ADDRESS	PROJECT DESCRIPTION	PROJECT NOTES/STATUS
C0363-23-01	174 E. 19th Street	Single Family Home	Waiting for Application for New Service and plan check fee submitted on 2/17/23. 1st plan check submitted on 2/20/23 and returned on 2/20/23. 2nd plan check submitted on 2/20/23 and returned on 2/20/23. (2/20/24)
C0364-23-01	2356 Cornell Drive	Single Family Home with ADU and Junior Accessory Dwelling Unit (JADU)	Waiting for both Application for New Service and plan check fee to be submitted. Waiting for 1st plan check to be submitted. (2/20/24)
C0366-23-01	2339 Colgate Drive	Single Family Home and Studio	Application for New Service submitted on 2/24/23 and waiting for plan check fee to be submitted. 1st plan check submitted 2/24/23 and returned on 2/25/23. 2nd plan check submitted on 3/2/23 and returned on 3/5/23. Permit issued on 5/16/23. (2/20/24)
C0367-23-01	1828 Samar Drive	Single Family Home	Application for New Service submitted on 3/30/23 and plan check fee submitted on 2/28/23. 1st plan check submitted on 3/30/23 and returned on 4/2/23. 2nd plan check submitted on 5/3/23 and returned on 5/4/23. Permit issued on 7/17/23. (2/20/24)
C0368-23-01	840 Saint Clair Street	JADU	Application for New Service and plan check fee submitted on 3/14/23. 1st plan check submitted on 3/14/23 and returned on 3/19/23. 2nd plan check submitted on 6/26/23 and returned on 6/27/23. Permit issued on 8/31/23. (2/20/24)
C0370-23-01	891 Presidio Drive	ADU	Application for New Service and plan check fee submitted on 3/14/23. 1st plan check submitted on 3/14/23 and returned on 3/26/23. 2nd plan check submitted on 3/29/23 and returned on 4/1/23. (2/20/24)
C0372-23-01	3565 Cadillac Avenue	Commercial	Application for New Service submitted on 3/17/23 and waiting for plan check fee to be submitted. 1st plan check submitted on 3/17/23 and returned on 3/26/23. 2nd plan check submitted on 3/30/23 and returned on 4/2/23. (2/20/24)
C0373-23-01	549 Bernard Street	4 Single Family Homes	Application for New Service submitted on 3/20/23 and waiting for plan check fee to be submitted. 1st plan check submitted on 3/20/23 and returned on 3/26/23. 2nd plan check submitted on 4/12/23 and returned on 4/16/23. 3rd plan check submitted on 9/7/23 and returned on 9/10/23. 4th plan check submitted on 10/6/23 and returned on 10/6/23. (2/20/24)

## DEVELOPER PROJECT STATUS REPORT

PROJECT STATUS - DEVELOPER PROJECTS			
FILE NO.	PROJECT ADDRESS	PROJECT DESCRIPTION	PROJECT NOTES/STATUS
C0374-23-01	2323 Placentia Avenue	Estancia HS - New Auditorium	Application for New Service submitted on 3/25/23 and plan check fee submitted on 3/22/23. 1st plan check submitted on 3/25/23 and returned on 3/26/23. 2nd plan check submitted on 3/29/23 and returned on 4/2/23. Permit issued on 6/5/23. (2/20/24)
C0375-23-01	965 Junipero Drive	Single Family Home	Application for New Service submitted on 3/22/23 and waiting for plan check fee to be submitted. 1st plan check submitted on 3/22/23 and returned on 3/26/23. 2nd plan check submitted on 3/30/23 and returned on 4/1/23. Permit issued on 8/31/23. (2/20/24)
C0376-23-01	1737 Centella Place	Single Family Home	Application for New Service submitted on 3/30/23 and waiting for plan check fee to be submitted. 1st plan check submitted on 3/30/23 and returned on 4/2/23. Permit issued on 6/14/23. (2/20/24)
C0377-23-01	3129 Country Club Drive	Senior Living Complex	Waiting for Application for New Service and plan check fee to be submitted. 1st plan check submitted on 3/24/23 and returned on 4/8/23. 2nd plan check submitted on 4/21/23 and returned on 5/2/23. (2/20/24)
C0380-23-01	414 E. 16th Place	Single Family Home	Application for New Service submitted on 4/13/23 and plan check fee both submitted on 4/11/23. 1st plan check submitted on 4/13/23 and returned on 4/16/23. 2nd plan check submitted on 4/16/23 and returned on 4/16/23. Permit issued on 5/12/23. (2/20/24)
C0381-23-01	844 Cortez Street	Single Family Home	Application for New Service submitted on 4/19/23 and waiting for plan check fee to be submitted. 1st plan check submitted on 4/19/23 and returned on 5/4/23. 2nd plan check submitted on 5/16/23 and returned on 5/16/23. Permit issued on 10/30/23. Precon held on 11/13/23. (2/20/24)
C0384-23-01	467 Magnolia Street	Single Family Home	Application for New Service submitted on 4/21/23 and plan check fee submitted via wire on 5/8/23. 1st plan check submitted on 4/26/23 and returned on 5/5/23. 2nd plan check submitted on 6/4/23 and returned on 6/12/23. 3rd plan check submitted on 9/27/23 and returned on 10/8/23. Permit issued on 11/9/23. (2/20/24)
C0386-23-01	1020 Grove Place	Single Family Home	Application for New Service submitted on 4/26/23 and plan check fee submitted on 4/26/23. 1st plan check submitted on 4/25/23 and returned on 5/7/23. (2/20/24)

## DEVELOPER PROJECT STATUS REPORT

PROJECT STATUS - DEVELOPER PROJECTS			
FILE NO.	PROJECT ADDRESS	PROJECT DESCRIPTION	PROJECT NOTES/STATUS
C0387-23-01	471 Magnolia Street	Single Family Home	Application for New Service submitted on 4/26/23 and plan check fee submitted on 5/2/23. 1st plan check submitted on 4/26/23 and returned on 5/7/23. 3rd plan check submitted on 12/1/23 and returned on 12/3/23. Permit issued on 12/27/23. (2/20/24)
C0388-23-01	1978 Meyer Place and 1979 Anaheim Avenue	8 Townhouses	Application for New Service submitted on 4/26/23 and waiting for plan check fee to be submitted. 1st plan check submitted on 4/26/23 and returned on 5/5/23. 2nd plan check submitted on 6/18/23 ad returned on 6/20/23. 3rd plan check submitted on 10/26/23 and returned on 11/2/23. Permit issued on 12/27/23. Precon held on 1/10/24. (2/20/24)
C0389-23-01	3144 Coolidge Avenue	Single Family Home	Application for New Service submitted on 4/28/23 and plan check fee submitted on 5/10/23. 1st plan check submitted on 4/28/23 and rejected. Revised 1st plan check submitted on 5/8/23 and returned on 5/9/23. 2nd plan check submitted on 5/18/23 and returned on 5/18/23. (2/20/24)
C0392-23-01	209 Flower Street	ADU	Application for New Service and plan check fee submitted on 5/11/23. 1st plan check submitted on 4/24/23 and returned on 5/18/23. 2nd plan check submitted on 5/31/23 and returned on 6/4/23. Permit submitted on 6/29/23. Precon held on 8/10/23. (2/20/24)
C0394-23-01	3080 Airway Avenue	Commercial	Application for New Service submitted on 5/3/23 and plan check fee submitted 5/12/23. 1st plan check submitted on 5/3/23 and returned on 6/3/23. 2nd plan check submitted on 6/21/23 and returned on 7/2/23. 3rd plan check submitted on 8/22/23 and returned on 8/27/23. 4th plan check submitted on 9/8/23 and returned on 9/10/23. 5th plan check submitted on 9/26/23 and returned on 10/8/23. Permit issued on 11/9/23. (2/20/24)
C0396-23-01	158 Buoy Street	Single Family Home	Application for New Service submitted on 6/1/23 and waiting for plan check fee to be submitted. 1st plan check submitted on 6/2/23 and returned on 6/4. 2nd plan check submitted on 6/7/23. Permit issued on 8/17/23. (2/20/24)
C0397-23-01	433 16th Place	Single Family Home	Application for New Service and plan check submitted on 6/7/23. 1st plan check submitted on 6/27/23 and returned on 7/2/23. 2nd plan check submitted 8/25/23 and returned on 8/27/23. Permit issued on 12/13/2023. (2/20/24)

## DEVELOPER PROJECT STATUS REPORT

PROJECT STATUS - DEVELOPER PROJECTS			
FILE NO.	PROJECT ADDRESS	PROJECT DESCRIPTION	PROJECT NOTES/STATUS
C0399-23-01	1115 Valley Circle	ADU	Application for New Service submitted on 6/12/23 and plan check fee submitted on 6/13/23. 1st plan check submitted on 6/5/23 and returned on 6/22/23. 2nd plan check submitted on 6/26/23 and returned on 6/27/23. Permit issued on 8/7/23. Precon held on 8/14/23. (2/20/24)
C0400-23-01	3258 Oregon Avenue	Single Family Home	Application for New Service submitted on 6/20/23 and plan check fee submitted on 6/12/23. 1st plan check submitted on 6/19/23 and returned on 6/22/23. 2nd plan check submitted on 8/15/23 and returned on 8/20/23. (2/20/24)
C0401-23-01	362 Hamilton Street	ADU	Application for New Service submitted on 6/20/23 and plan check fee submitted on 6/27/23. 1st plan check submitted on 6/19/23 and returned on 6/22/23. 2nd plan check submitted on 7/5/23 and returned on 7/6/23. (2/20/24)
C0402-23-01	362 Rochester Street	ADU	Application for New Service submitted on 6/20/23 and plan check fee submitted on 6/20/23. 1st plan check submitted on 6/18/23 and returned on 6/22/23. 2nd plan check submitted on 6/26/23 and returned on 6/27/23. (2/20/24)
C0403-23-01	2929 Harbor Boulevard	Commercial	Application for New Service submitted on 6/20/23 and plan check fee submitted on 6/27/23. 1st plan check submitted on 6/20/23 and returned on 7/23/23. 1st plan check revised and submitted on 10/8/23. (2/20/24)
C0404-23-01	2784 Bluebird Drive	Single Family Home	Application for New Service submitted on 6/21/23 and plan check fee submitted on 6/21/23. 1st plan check submitted on 6/20/23 and returned on 6/22/23. 2nd plan check submitted on 6/23/23 and returned on 6/23/23. Permit issued on 8/7/23. (2/20/24)
C0406-23-01	470 Shady Drive	ADU	Application for New Service submitted on 7/14/23 and plan check fee submitted on 6/12/23. 1st plan check submitted on 6/21/23 and returned on 7/20/23. 2nd plan check submitted on 7/24/23 and returned on 7/26/23. Permit issued on 8/17/23. (2/20/24)
C0407-23-01	167 Cabrillo Street	Commercial	Application for New Service submitted on 6/27/23 and plan check fee submitted on 6/27/23. 1st plan check submitted on 6/27/23 and returned on 7/2/23. 2nd plan check submitted on 10/30/23 and returned on 11/2/23. 3rd plan check submitted on 11/28/23 and returned on 12/2/23. Permit issued on 12/13/2023. (2/20/24)



## DEVELOPER PROJECT STATUS REPORT

PROJECT STATUS - DEVELOPER PROJECTS			
FILE NO.	PROJECT ADDRESS	PROJECT DESCRIPTION	PROJECT NOTES/STATUS
C0408-23-01	3114 Madeira Avenue	Single Family Home	Application for New Service submitted on 6/27/23 and waiting for the plan check fee to be submitted. 1st plan check submitted on 6/22/23 and returned on 7/2/23. 2nd plan check submitted on 7/20/23 and returned on 7/21/23. 3rd plan check submitted on 1/16/24 and returned on 1/28/24. Permit issued on 2/12/24. (2/20/24)
C0409-24-01	2084 Goldeneye Place	Single Family Home	Application for New Service submitted on 7/3/2023 and waiting for the plan check fee to be submitted. 1st plan check submitted on 7/3/23 and returned on 7/6/23. 2nd plan check submitted on 7/7/23 and returned on 7/7/23. Permit issued on 8/31/23. Precon meeting held on 1/11/24. Meter scheduled to be upgraded on 1/17/24. (2/20/24)
C0410-24-01	1165 Boise Way	ADU and JADU	Application for New Service submitted on 7/3/2023 and the plan check fee was submitted on 7/20/23. 1st plan check submitted on 7/3/23 and returned on 7/9/23. 2nd plan check submitted on 8/4/23 and returned on 8/6/23. (2/20/24)
C0413-24-01	865 Senate Street	Single Family Home	Waiting for Application for New Service and the plan check fee was submitted on 7/6/23. Waiting for the 1st plan check to be submitted. (2/20/24)
C0415-24-01	3084 College Avenue	Single Family Home	Application for New Service submitted on 7/11/23 and the plan check fee was submitted on 7/6/23. 1st plan check submitted on 7/22/23 and returned on 7/26/23. (2/20/24)
C0417-24-01	932 Capital Street	Single Family Home	Application for New Service submitted on 7/25/23 and the plan check fee was submitted on 7/25/23. 1st plan check submitted on 7/25/23 and returned on 7/29/23. 2nd plan check submitted on 7/31/23 and returned on 8/6/23. 3rd plan check submitted on 10/25/23 and returned on 11/2/23. (2/20/24)
C0418-24-01	284 Knox Street	Single Family Home	Application for New Service submitted on 7/26/23 and waiting for the plan check fee to be submitted. 1st plan check submitted on 7/26/23 and returned on 7/30/23. 2nd plan check submitted on 8/9/23 and returned on 8/13/23. Permit issued on 12/4/23. Precon held on 12/11/23. (2/20/24)

## DEVELOPER PROJECT STATUS REPORT

PROJECT STATUS - DEVELOPER PROJECTS			
FILE NO.	PROJECT ADDRESS	PROJECT DESCRIPTION	PROJECT NOTES/STATUS
C0419-24-01	2235 Miner Street	Single Family Home	Application for New Service submitted on 7/28/23 and the plan check fee was submitted on 7/28/23. 1st plan check submitted on 7/28/23 and returned on 7/30/23. 2nd plan check submitted on 8/7/23 and returned on 8/7/23. 3rd plan check submitted on 8/23/23 and returned on 8/27/23. (2/20/24)
C0420-24-01	221 Broadway	ADU	Application for New Service submitted on 8/2/23 and waiting for the plan check fee submittal. 1st plan check submitted on 8/3/23 and returned on 8/6/23. 2nd plan check submitted on 8/9/23 and returned on 8/13/23. 3rd plan check submitted on 2/1/24 and returned on 2/5/24. (2/20/24)
C0421-24-01	1620 Sunflower Avenue	Commercial	Application for New Service submitted on 7/12/23 and the plan check fee was submitted on 8/3/23. 1st plan check submitted on 8/1/23 and returned on 8/6/23. 2nd plan check submitted on 8/16/23 and returned on 8/20/23. 3rd plan check submitted on 9/5/23 and returned on 9/5/23. (2/20/24)
C0422-24-01	522 Traverse Drive	ADU	Application for New Service submitted on 7/31/23 and the plan check fee was submitted on 8/3/23. 1st plan check submitted on 8/1/23 and returned on 8/6/23. 2nd plan check submitted on 8/16/23 and returned on 8/20/23. 3rd plan check submitted on 9/18/23 and returned on 9/24/23. (2/20/24)
C0423-24-01	2232 Meyer Place	Single Family Home	Application for New Service submitted on 7/25/23 and the plan check fee was submitted on 8/7/23. 1st plan check submitted on 8/7/23 and returned on 8/20/23. Revised 1st plan check and submitted on 9/17/23. (2/20/24)
C0425-24-01	2049 Monrovia Avenue	Single Family Home	Application for New Service and the plan check fee was submitted on 8/15/23. Waiting for 1st plan check submittal. (2/20/24)
C0426-24-01	1030 Secretariat Circle	ADU	Application for New Service and the plan check fee was submitted on 8/22/23. 1st plan check submitted on 8/18/23 and returned on 8/27/23. 2nd plan check submitted on 8/29/23 and returned on 11/2/23. 3rd plan check submitted on 11/15/23 and returned on 11/16/23. Permit issued on 12/4/23. (2/20/24)
C0427-24-01	526 Sturgeon Circle	Single Family Home	Application for New Service submitted on 8/25/23 and the plan check fee submitted on 8/29/23. 1st plan check submitted on 8/23/23 and returned on 9/4/23. 2nd plan check submitted on 10/3/23 and returned on 10/8/23. 3rd plan check submitted on 10/23/23 and returned on 10/23/23. Permit issued on 11/15/23. (2/20/24)

## DEVELOPER PROJECT STATUS REPORT

PROJECT STATUS - DEVELOPER PROJECTS			
FILE NO.	PROJECT ADDRESS	PROJECT DESCRIPTION	PROJECT NOTES/STATUS
C0428-24-01	270 E. 15th Street	ADU	Application for New Service submitted on 8/23/23 and the plan check fee was submitted on 8/23/23. 1st plan check submitted on 8/23/23 and returned on 8/27/23. 2nd plan check submitted on 8/31/23 and returned on 9/4/23. 3rd plan check submitted on 9/25/23 and returned on 10/8/23. Permit issued on 10/19/23. (2/20/24)
C0429-24-01	734 Center Street	Single Family Home	Application for New Service submitted on 8/31/23 and the plan check fee was submitted on 9/1/23. 1st plan check submitted on 8/25/23 and returned on 9/4/23. 2nd plan check submitted on 11/2/23 and returned on 11/2/23. (2/20/24)
C0430-24-01	854 Oak Street	ADU	Application for New Service submitted on 9/6/23 and the plan check fee was submitted on 9/6/23. 1st plan check submitted on 9/6/23 and returned on 9/17/23. 2nd plan check submitted on 9/21/23 and returned on 9/24/23. 3rd plan check submitted on 9/25/23 and returned on 10/8/23. (2/20/24)
C0431-24-01	277 Costa Mesa Street	ADU	Application for New Service submitted on 9/12/23 and the plan check fee was submitted on 8/22/23. 1st plan check submitted on 9/12/23 and returned on 9/24/23. 2nd plan check submitted on 9/29/23 and returned on 10/8/23. 3rd plan check submitted on 10/10/23 and returned on 10/22/23. Permit issued on 11/9/23. (2/20/24)
C0433-24-01	2518 Carnegie Avenue	ADU	Application for New Service submitted on 9/14/23 and plan check fee submitted on 9/13/23. 1st plan check submitted on 9/14/23 and returned on 9/24/23. 2nd plan check submitted on 9/26/23 and returned on 10/8/23. 3rd plan check submitted on 10/17/23 and returned on 10/22/23. Permit issued on 11/9/23. (2/20/24)
C0434-24-01	234 Palmer Street	ADU	Application for New Service submitted on 10/9/23 and the plan check fee submitted on 10/9/23. 1st plan check submitted on 9/14/23 and returned on 10/22/23. (2/20/24)
C0435-24-01	333 1/2 Avocado Street	ADU	Application for New Service submitted on 2/16/23. Waiting for the plan check fee to be submitted. 1st plan check submitted on 9/15/23 and returned on 9/24/23. 2nd plan check submitted on 10/5/23 and returned on 10/8/23. 3rd plan check submitted on 2/7/24 and returned on 2/10/24. (2/20/24)

## DEVELOPER PROJECT STATUS REPORT

PROJECT STATUS - DEVELOPER PROJECTS			
FILE NO.	PROJECT ADDRESS	PROJECT DESCRIPTION	PROJECT NOTES/STATUS
C0436-24-01	354 La Perle Lane	ADU	Application for New Service submitted on 9/20/23 and the plan check fee was submitted on 9/22/23. 1st plan check submitted on 9/22/23 and returned on 9/24/23. 2nd plan check submitted on 10/6/23 and returned on 10/8/23. (2/20/24)
C0437-24-01	291 Nassau Road	ADU	Waiting for both Application for New Service and the plan check fee to be submitted. 1st plan check submitted on 9/25/23. 2nd plan check submitted on 11/10/23 and returned on 11/12/23. 3rd plan check submitted on 11/14/23 and returned on 11/16/23. Permit issued on 12/4/23. (2/20/24)
C0438-24-01	2900 Redwood Avenue	ADU	Application for New Service submitted on 9/28/23 and plan check fee submitted on 9/27/23. 1st plan check submitted on 9/24/23 and returned on 10/8/23. 2nd plan check submitted on 10/9/23 and returned on 10/22/23. (2/20/24)
C0439-24-01	2074 President Place	ADU	Application for New Service and plan check fee submitted on 9/28/23. 1st plan check submitted on 12/8/23 and returned on 12/17/23. 2nd plan check submitted on 1/30/24 and returned on 2/9/24. (2/20/24)
C0440-24-01	480 Broadway	ADU	Application for New Service submitted on 9/28/23 and plan check fee submitted on 9/27/23. 1st plan check submitted on 9/28/23 and returned on 10/8/23. (2/20/24)
C0441-24-01	2808 Nevis Circle	Single Family Home	Application for New Service submitted on 10/6/23 and waiting for the plan check fee to be submitted. 1st plan check submitted on 10/6/23 and returned on 10/8/23. 2nd plan check submitted on 10/12/23 and returned on 10/22/23. 3rd plan check submitted on 10/25/23 and returned on 11/2/23. Permit issued on 2/12/24. (2/20/24)
C0442-24-01	2041 Tustin Avenue	ADU	Application for New Service and plan check fee submitted on 10/12/23. 1st plan check submitted on 10/18/23 and returned on 10/22/23. 2nd plan check submitted on 11/2/23 and returned on 11/3/23. 3rd plan check submitted on 11/8/23 and returned on 11/9/23. (2/20/24)
C0444-24-01	1687 Orange Avenue	Commercial	Application for New Service submitted on 10/22/23 and plan check fee submitted on 10/11/23. 1st plan check submitted on 10/22/23 and returned on 10/23/23. 2nd plan check submitted on 11/7/23 and returned on 11/9/23. 3rd plan check submitted on 1/16/24 and returned on 1/28/24. (2/20/24)

## DEVELOPER PROJECT STATUS REPORT

PROJECT STATUS - DEVELOPER PROJECTS			
FILE NO.	PROJECT ADDRESS	PROJECT DESCRIPTION	PROJECT NOTES/STATUS
C0445-24-01	331 Costa Mesa Street	Single Family Home with ADU	Application for New Service and plan check fee submitted on 11/2/23. 1st plan check submitted on 10/24/23 and returned on 11/3/23. 2nd plan check submitted on 11/13/23 and returned on 11/16/23. 3rd plan check submitted on 11/16/23 and returned on 11/16/23. Permit issued on 11/27/23. (2/20/24)
C0446-24-01	120 Virginia Place	Commercial	Application for New Service submitted on 10/17/23 and plan check fee submitted on 9/21/23. Waiting for 1st plan check to be submitted. (2/20/24)
C0447-24-01	486 Shady Drive	Single Family Home	Application for New Service submitted on 7/25/23 and plan check fee submitted on 8/29/23. Waiting for 1st plan check to be submitted. (2/20/24)
C0448-24-01	2378 Rutgers Drive	Single Family Home	Application for New Service submitted on 10/26/23 and waiting for plan check fee to be submitted. 1st plan check submitted on 10/26/23 and returned on 11/3/23. 2nd plan check submitted on 11/14/23 and returned on 11/16/23. (2/20/24)
C0449-24-01	980 Governor Street	Single Family Home	Application for New Service and plan check fee submitted on 10/27/23. 1st plan check submitted on 10/27/23 and returned on 11/3/23. 2nd plan check submitted on 11/9/23 and returned on 11/9/23. 3rd plan check submitted on 11/16/23 and returned on 11/16/23. 4th plan check submitted on 11/16/23 and returned on 11/16/23. (2/20/24)
C0450-24-01	631-639 Victoria Street	5 Single Family Homes	Application for New Service and plan check fee submitted on 10/30/23. 1st plan check submitted on 11/6/23 and returned on 11/18/23. 2nd plan check submitted on 11/28/23 and returned on 12/2/23. 3rd plan check submitted on 12/15/23 and returned on 12/18/23. (2/20/24)
C0451-24-01	233 22nd Street	ADU	Application for New Service submitted on 10/31/23 and plan check fee submitted on 10/30/23. Waiting for 1st plan check to be submitted. (2/20/24)
C0452-24-01	2233 Orange Avenue	ADU	Application for New Service and plan check fee submitted on 11/2/23. 1st plan check submitted on 11/28/23 and returned on 12/2/23. 2nd plan check submitted on 2/14/23 and returned on 2/18/24. (2/20/24)
C0453-24-01	2220 Orange Avenue	2 ADUs	Application for New Service and plan check fee submitted on 11/2/23. 1st plan check submitted on 1/22/24 and returned on 1/28/24. 2nd plan check submitted on 1/29/24 and returned on 1/29/24. (2/20/24)

## DEVELOPER PROJECT STATUS REPORT

PROJECT STATUS - DEVELOPER PROJECTS			
FILE NO.	PROJECT ADDRESS	PROJECT DESCRIPTION	PROJECT NOTES/STATUS
C0454-24-01	228 Costa Mesa Street	Single Family Home	Application for New Service submitted on 11/10/23 and plan check fee submitted on 11/15/23. 1st plan check submitted on 11/10/23 and returned on 11/15/23. 2nd plan check submitted on 11/20/23 and returned on 11/20/23. 3rd plan check submitted on 12/7/23 and returned on 12/7/23. (2/20/24)
C0455-24-01	2036 Pomona Avenue	ADU	Application for New Service submitted on 6/21/23 and plan check fee submitted on 6/20/23. 1st plan check submitted on 9/27/23 and returned on 11/16/23. 2nd plan check submitted on 11/28/23 and returned on 12/2/23. 3rd plan check submitted on 12/5/23 and returned on 12/7/23. Permit issued on 1/22/24. (2/20/24)
C0456-24-01	738 Center Street	ADU	Application for New Service submitted on 11/28/23 and plan check fee submitted 12/6/23. 1st plan check submitted on 11/16/23 and returned on 01/01/24. (2/20/24)
C0457-24-01	1822 Pomona Avenue	ADU	Application for New Service submitted and plan check fee submitted on 11/9/23. 1st plan check submitted on 11/27/23 and returned on 11/27/23. 2nd plan check submitted on 12/14/23 and returned on 12/18/23. Permit issued on 1/22/24. (2/20/24)
C0458-24-01	2732 Lorenzo Avenue	Single Family Home with ADU	Application for New Service submitted on 11/28/23 and plan check fee submitted on 11/29/23. 1st plan check submitted on 11/26/23 and returned on 11/26/23. 2nd plan check /submitted on 12/5/23 and returned on 12/7/23. Permit issued on 2/12/24. (2/20/24)
C0459-24-01	268 E. 19th Street	Single Family Home	Application for New Service submitted on 11/28/23 and plan check fee submitted on 11/29/23. 1st plan check submitted on 12/1/23 and returned on 12/2/23. 2nd plan check submitted on 12/13/23 and returned on 12/18/23. 3rd plan check submitted on 12/21/23 and returned on 12/22/23. 4th plan check submitted on 2/8/24 and returned on 2/10/24. (2/20/24)
C0460-24-01	3125 Yellowstone Drive	Single Family Home	Application for New Service submitted on 10/15/23 and plan check fee submitted on 12/12/23. 1st plan check submitted on 11/10/23 and returned on 12/2/23. 2nd plan check submitted on 12/18/23 and returned on 12/19/23. 3rd plan check submitted on 1/2/24 and returned on 1/15/24. (2/20/24)

## DEVELOPER PROJECT STATUS REPORT

PROJECT STATUS - DEVELOPER PROJECTS			
FILE NO.	PROJECT ADDRESS	PROJECT DESCRIPTION	PROJECT NOTES/STATUS
C0461-24-01	270 Albert Place	Single Family Home	Application for New Service submitted on 12/1/23 and plan check fee submitted on 12/4/23. 1st plan check submitted on 11/10/23 and returned on 12/18/23. 2nd plan check submitted on 1/30/24 and returned on 1/31/24. (2/20/24)
C0462-24-01	2822 Ellesmere Avenue	ADU	Application for New Service submitted on 10/15/23 and plan check fee submitted on 12/12/23. 1st plan check submitted on 12/11/23 and returned on 12/18/23. 2nd plan check submitted on 2/7/24 and returned on 2/10/24. 3rd plan check submitted on 2/14/24 and returned on 2/18/24. (2/20/24)
C0463-24-01	1992 Orange Avenue	ADU	Application for New Service and plan check fee submitted on 12/20/23. Waiting for 1st plan check to be submitted. (2/20/24)
C0464-24-01	234 Cabrillo Street	Single Family Home	Application for New Service submitted on 12/20/23 and plan check fee submitted on 12/19/23. 1st plan check submitted on 11/30/23 and returned on 12/26/23. 2nd plan check submitted on 1/19/24 and returned on 1/28/24. Permit issued on 2/12/24. (2/20/24)
C0465-24-01	1882 Tahiti Drive	Single Family Home	Application for New Service and plan check fee submitted on 12/21/23. 1st plan check submitted on 2/2/24 and returned on 2/5/24. 2nd plan check submitted on 2/7/24 and returned on 2/9/24. 3rd plan check submitted on 2/15/24 and and returned on 2/18/24. (2/20/24)
C0466-24-01	2730 Cibola Avenue	Single Family Home	Application for New Service submitted on 12/8/23 and plan check fee submitted on 12/15/23. 1st plan check submitted on 1/18/24 and returned on 1/28/24. 2nd plan check submitted on 2/2/24 and returned on 2/10/24. (2/20/24)
C0467-24-01	2158 Charle Drive	2 ADUs	Application for New Service submitted on 9/9/23 and plan check fee submitted on 1/2/24. 1st plan check submitted on 11/29/23 and returned on 1/16/24. 2nd plan check submitted on 2/9/24 and returned on 2/10/24. (2/20/24)
C0468-24-01	1670 Newport Boulevard	Commercial	Application for New Service and plan check fee submitted on 12/21/23. Waiting for 1st plan check to be submitted. (2/20/24)
C0469-24-01	185 Rochester Street	2 Single Family Homes	Application for New Service submitted on 1/18/24 and plan check fee submitted on 1/17/24. 1st plan check submitted on 1/18/24 and returned on 1/28/24. 2nd plan check submitted on 1/30/24 and returned on 1/30/24. (2/20/24)

## DEVELOPER PROJECT STATUS REPORT

PROJECT STATUS - DEVELOPER PROJECTS			
FILE NO.	PROJECT ADDRESS	PROJECT DESCRIPTION	PROJECT NOTES/STATUS
C0470-24-01	242 Palmer Street	Single Family Home	Application for New Service and plan check fee submitted on 1/17/24. 1st plan check submitted on 1/17/24 and returned on 1/28/24. 2nd plan check submitted on 2/15/24 and returned on 2/18/24. (2/20/24)
C0471-24-01	881 Capital Street	Single Family Home	Application for New Service submitted on 1/12/24 and plan check fee submitted on 1/17/24. 1st plan check submitted on 2/10/24 and returned on 2/11/24. (2/20/24)
C0472-24-01	3074 Molokai Place	Single Family Home	Application for New Service and plan check fee submitted on 1/17/24. 1st plan check submitted on 1/21/24 and returned on 1/28/24. 2nd Plan Check submitted on 1/31/24 and returned on 1/31/24. 3rd Plan check submitted on 2/6/24 and returned on 2/9/24. (2/20/24)
C0473-24-01	598 Pierpont Drive	Single Family Home	Application for New Service submitted on 1/16/24 and plan check fee submitted on 1/21/24. 1st plan check submitted on 1/19/24 and returned on 1/28/24. 2nd plan check submitted on 1/30/24 and returned on 1/30/24. 3rd plan check submitted on 2/13/24 and returned on 2/18/24. (2/20/24)
C0474-24-01	2300-C Harbor Boulevard	Commercial (Northgate Market)	Application for New Service submitted on 1/30/24 and plan check fee submitted on 1/29/24. 1st plan check submitted on 1/21/24 and returned on 2/10/24. (2/20/24)
C0475-24-01	375 22nd Street	ADU	Application for New Service submitted on 1/18/24 and plan check fee submitted on 1/19/24. 1st plan check submitted on 1/26/24 and returned on 1/28/24. 2nd Plan Check submitted on 2/5/24 and returned on 2/9/24. (2/20/24)
C0476-24-01	474 Cabrillo Street	ADU	Application for New Service submitted on 1/26/24 and waiting for plan check fee to be submitted. 1st plan check submitted on 1/26/24 and returned on 1/28/24. 2nd plan check submitted on 1/31/24 and returned on 2/4/24. 3rd plan check submitted on 2/9/24 and returned on 2/10/24. (2/20/24)
C0477-24-01	244 22nd Street	Single Family Home with ADU	Application for New Service and plan check fee submitted on 2/2/24. 1st plan check submitted on 2/6/24 and returned on 2/9/24. 2nd plan check submitted on 2/13/24 and returned on 2/18/24. (2/20/24)
C0478-24-01	88 Fair Drive	Commercial	Waiting for Application for New Service to be submitted and plan check fee submitted on 2/2/24. 1st plan check submitted on 2/2/24 and returned on 2/10/24. (2/20/24)



## DEVELOPER PROJECT STATUS REPORT

PROJECT STATUS - DEVELOPER PROJECTS			
FILE NO.	PROJECT ADDRESS	PROJECT DESCRIPTION	PROJECT NOTES/STATUS
C0479-24-01	1919 Federal Avenue	Single Family Home	Waiting for Application for New Service and plan check fee to be submitted. Waiting for 1st plan check to be submitted. (2/20/24)
C0480-24-01	526 Pierpont Drive	Single Family Home with ADU	Application for New Service and plan check fee submitted on 2/6/24. 1st plan check submitted on 2/14/24 and returned on 2/18/24. (2/20/24)
C0481-24-01	806 Towne Street	Single Family Home with ADU	Application for New Service and plan check fee submitted on 2/6/24. Waiting for 1st plan check to be submitted. (2/20/24)
C0482-24-01	178 Virginia Place	ADU	Application for New Service submitted on 1/11/24 and plan check fee submitted on 2/9/24. 1st plan check on 1/30/24 and returned on 2/18/24. (2/20/24)
C0483-24-01	1883 Maui Circle	Single Family Home with ADU	Application for New Service submitted on 2/2/24 and plan check fee submitted on 2/13/24. 1st plan check submitted on 2/16/24 and returned on 2/18/24. (2/20/24)
C0484-24-01	378 E. 18th Street	2 ADUs	Application for New Service submitted on 2/12/24 and waiting for plan check fee to be submitted. 1st plan check submitted on 2/13/24. (2/20/24)
C0485-24-01	118 Magnolia Street	ADU	Application for New Service submitted on 1/29/24 and plan check fee submitted on 2/19/24. Waiting for 1st plan check to be submitted. (2/20/24)

# MESA WATER AND OTHER AGENCY PROJECTS STATUS REPORT

February 2024

**Project Title:** Pipeline Testing Program

**File No.:** MC 2141

**Description:** Implement Resolution No. 1525 Replacement of Assets. **Status:** Three (3) miles of AC pipe constructed in 1956 were selected for non-destructive wall thickness measurement in January 2019. The report was received in February 2019. Five (5) AC pipe samples were sent to the testing lab in May 2019, and the wall thickness measurement report was received in June 2019. With more data collected from AC pipe samples, a proposed update of Resolution No. 1442 Replacement of Assets was approved by the Board in October 2019. Staff developed a process for classifying pipeline breaks and provided a class to the Distribution crews in November 2019. Four (4) AC pipe samples collected during valve replacements were sent for EDS testing in January 2020. Lab reports were received in March 2020 and evaluation of the lab results was received in June 2020. MWDOC performed approximately forty (40) miles of leak detection and found one (1) suspected pipeline leak. Staff performed a follow up leak detection and could not replicate the suspected leak. Thirteen (13) AC pipe samples collected by staff during valve replacements and break responses were sent for wall thickness measurement, EDS testing, and remaining useful life estimates. Wall thickness lab reports and useful life estimate report were received in February 2021. MWDOC staff performed thirty (30) miles of leak detection for main lines and service laterals in January 2021. A report of their findings found no mainline leaks. Thirty (30) additional miles of leak detection was received in March 2021. No mainline leaks were reported. Fourteen (14) samples of AC Pipe were collected as part of valve and hydrant replacements and were shipped to the lab for wall thickness measurements in January 2022. The report was received in April 2022 and no pipeline replacements were recommended. Leak detection for ninety (90) miles of main line started in April 2022. The report was received in June 2022. No suspected mainline leaks were reported. AC Pipe and samples collected by the contractor as part of the Wilson Street Pipeline Replacement were shipped to the lab for wall thickness measurements in April 2022. The report was received in July 2022. No pipeline replacements were recommended in the report. Preliminary findings of a relationship between AC pipeline wall hardness and type of break are being evaluated. 16 AC pipe samples were collected during routine valve and hydrant replacements and two samples were collected during a mainline break. The samples were picked up by the lab for AC wall thickness measurements in December 2022. The results were received in February 2023. The Pipeline Integrity Program consultant reviewed the wall thickness results and did not recommend any pipeline replacements. 22 AC pipe samples collected during routine valve and hydrant replacements were sent for wall thickness measurements in April 2023. Wall thickness reports were received in June and July 2023. The Pipeline Integrity Program Consultant reviewed the wall thickness reports and performed remaining useful life analyses. The useful life report was received in July 2023. No near-term pipeline replacements were recommended in the report. The Pipeline Integrity Program Consultant reviewed mainline break data from FY22 and FY23 and recommended condition assessment for pipeline groups with break thresholds that exceed the standards of Resolution No. 1525. These recommendations were presented at the September 27, 2023 Board meeting. Staff is

# MESA WATER AND OTHER AGENCY PROJECTS STATUS REPORT

February 2024

negotiating a proposal for condition assessment which may be agendized at a future Board meeting. Staff is also planning for 100 miles of leak detection to be performed by MWDOC staff. (2/16/24)

**Project Title:** Chandler & Croddy Wells and Pipeline Project

**File No.:** M18-113

**Description:** Design, documentation, permitting, and construction of two (2) new wells located on Chandler Avenue and Croddy Way in the City of Santa Ana and the distribution pipeline connecting the wells to Mesa Water's supply system.

**Status:** The Chandler and Croddy Wells and Pipeline Project Team includes Design Engineer TetraTech, Construction Manager Butier Engineering, and Community Outreach Consultant Murakawa & Associates. The project has four (4) phases, with a construction bid package for each phase. The status of each phase is below.

Phase 1 Demolition: Demolition of the existing office buildings at the well site properties was awarded to Standard Demolition in July 2020 and was completed in October 2020.

Phase 2 Well Drilling: Well Drilling was awarded to Zim Industries dba Bakersfield Well & Pump in August 2020. Permits for well drilling were received from Orange County Heath Care Agency (OCHCA) in October 2020. Mobilization for drilling at the Croddy Well site started in October 2020. Sound walls were constructed at both sites. Croddy Well drilling is complete. Test pumping produced 4,000 gallons per minute. Water quality depth and well blend sample results indicate good water quality. Chandler Well pilot hole was drilled and samples for the aquifer and the groundwater indicate good water quality to 970 feet. The pilot hole reaming and casing installation was completed in May 2021. Test pumping of Chandler Well produced 4,320 gallons per minute. Water quality depth samples and well blend samples indicate good water quality.

Phase 3 Well Equipping: A contract award to Gateway Pacific was approved at the February 2021 Board meeting. A project team kickoff meeting was held in March 2021. The team has identified the long lead time items and is in the submittal process for these items. Mobilization occurred in May 2021. Underground work and concrete forming are complete at both sites. This was facilitated by the receipt of the long-awaited SCE permit for the Chandler Well site in March 2022. Well pedestals have been completed and approved by OCHCA. Permits from AQMD for the backup generators and ammonia scrubbers have been issued. Long lead-time items affected by the global supply chain continue to arrive. Most of the instrumentation has been received. Chemical tanks were received and set in the chemical facilities in February 2022. Backup diesel generators were received and set in March 2022. The well pumps passed witness testing in February 2022. The electrical buildings, well buildings, and site perimeter walls at both sites are constructed and equipment is installed. The chemical skids were delivered in July 2022. The Croddy Well Variable Frequency Drive (VFD) was delivered in June 2023 and placed into storage. A Reduced Voltage Solid State (RVSS) motor starter was procured and is installed at the Croddy Well. The well sites have SCE power. The well pump at the Croddy Well was installed in March 2023 and the Chandler Well pump was installed in April 2023. The Chandler Well VFD arrived in April 2023 and was installed. The draft permit amendment from DDW was

## MESA WATER AND OTHER AGENCY PROJECTS STATUS REPORT

February 2024

received in April 2023. Croddy Well went into operation in May 2023 and is producing 4,000 gallons per minute of high-quality drinking water. Rework of the Chandler Well VFD was completed in September 2023. Replacement of two modules in the Chandler Well control system PLC was completed in September 2023. The Chandler Well monochloramine analyzer failed its system checkout and was replaced by the manufacturer in October 2023. The Chandler Well discharge flow meter had erratic readings and the project team resolved the issue in November 2023. The Chandler Well is producing drinking water; however, the seven-day acceptance test is on hold pending resolution of noise and vibration from the well motor. A vibration test was conducted on December 14, 2023; the vibration was found to be out of specification. A follow-up vibration analysis was conducted on January 9, 2024. The follow up test pointed to the motor as the issue. The motor was taken to a local motor shop in January 2024 for further analysis and repair, and no issues were found. The motor was reinstalled on February 6, 2024. The VFD supplier will assess the VFD as the potential cause of the vibration on February 20, 2024.

Phase 4 Pipeline: The Board awarded a construction contract with Ferreira Construction at the April 2021 Committee meeting. Notice to Proceed with the potable water transmission pipeline construction was issued in June 2021. A preconstruction meeting was held in June 2021. The team identified the long lead time items and is in the submittal process. Encroachment permits were obtained by the contractor from the City of Santa Ana in August 2021. The contractor potholed the pipeline alignment to confirm the location and depths to buried utilities in the area. A minor realignment of the Chandler Pipeline was designed to avoid an unexpected natural gas pipeline and services. Materials for the Croddy Storm Drain arrived in December 2021, and construction of the Croddy Storm Drain was completed in March 2022. Poor soil conditions were encountered during the Croddy Storm Drain construction, and the project team evaluated alternate shoring and dewatering methods for the Croddy Pipeline. Materials for the 30" and 16" transmission lines arrived in January and February 2022. Construction of the 30" transmission pipeline on MacArthur Boulevard began in March 2022, and is progressing from Croddy Way to the tie into the distribution system at MacArthur and Hyland. Two new valves were installed at McArthur and Hyland in October 2022 to facilitate the tie in. Construction of the 30" pipeline in Croddy Way began at the Croddy Well No. 14 site in July 2022 and is complete. Construction of the 16" pipeline between the Chandler and Croddy Wells began in September 2022 at the Croddy Well and is proceeding on Chandler Avenue toward Chandler Well. Pressure testing and disinfection of the 30" pipeline was completed in April 2023, and the 30" pipeline from Croddy Well to the distribution system is ready for service. Construction of the 16" pipeline between Chandler and Croddy Wells was completed in May 2023. Pressure testing, disinfection, and bacteriological testing of the 16" pipeline was completed in June 2023. (2/16/2024)

**Project Title:** SCADA Control Room and Wet Labs Upgrade Project

**File No.:** M20-105

**Description:** Relocation of the SCADA Control Room and laboratory, including the addition of an education center.

## MESA WATER AND OTHER AGENCY PROJECTS STATUS REPORT

February 2024

**Status:** In November 2019, the Board directed staff to proceed with Design Concept #2 of the Mesa Water Reliability Facility (MWRF) Education Center. Mesa Water obtained a cost proposal from IBI Group. The Scope of Work also incorporates the design of two MWRF spare parts storage buildings (located at the MWRF) and wells spare parts storage building (located at Well No. 7) as part of the design services. The Board approved this item at the April 2020 Board meeting. The pre-design kick-off meeting was held in April 2020. The conceptual design was reviewed in June 2020 and preliminary cost estimate discussed in July 2020. At the August 2020 Committee meeting, the Mesa Water Education Center building concept was approved by the Board. Additionally, a contract was awarded to Mad Systems for the exhibit design. In September 2020, a final design kick-off meeting was held with the architect and exhibit design teams. In October 2020, the Mesa Water team toured the Albert Robles Center for Water Recycling and Environmental Learning with Mad Systems. In October 2020, the design team held a site visit at the MWRF to discuss landscaping and courtyard concepts. A preliminary landscaping concept was received in November 2020. The 50% design submittal was received in December 2020. The comments on the submittal were discussed during progress meetings in January 2021 and February 2021. 50% Construction Documents were submitted in March 2021. The project team held detailed design meetings regarding storage buildings, the IT Server Room, and transitional plans to keep the MWRF in service during construction. In June 2021, staff reviewed and selected finishes for the Education Center and Administration Building. Transitional plans to keep the MWRF in service were finalized and the delivery and setup of the temporary facilities began in October 2021. Mesa Water received proposals for construction management services for the project in early June 2021. A construction manager was selected in June 2021, and they have begun reviewing construction documents. The draft 100% Construction Documents were submitted in July 2021. Staff reviewed the submittal and provided comments. The revised Construction Documents were submitted in September 2021. The Request for Bid for construction was sent out in September 2021 and bids were received in October 2021. Three (3) bids were received from qualified contractors, and the Board awarded a contract to Hamel Contracting, Inc. at the October 2021 Committee meeting. The kick-off meeting was held in November 2021. The contractor has substantially completed the Administration Building, Education Center Building, Southwest Storage Building, Northwest Storage Building, and Well Parts Storage Building. Currently, staff is working with the City of Costa Mesa on finalizing the permit for installation of parking lights and the Front Entryway. The contractor is working to complete all punch list items for the project. (2/16/2024)

## MESA WATER AND OTHER AGENCY PROJECTS STATUS REPORT

February 2024

**Project Title:** 1951 Cohort Pipeline Replacement Project

**File No.:** M21-220A

**Description:** Design, documentation, and permitting for replacement of 3.5 miles of pipeline in Hamilton Street, Pomona Avenue, Wallace Avenue, Anaheim Avenue, and Maple Avenue.

**Status:** Scope of Work and Request for Proposal for providing Construction Management (CM) Services for the Wilson Street and 1951 Cohort Pipeline Replacement Projects sent out to On-Call Consultants in November 2020. Five (5) proposals were received in December 2020. CDM Smith was selected to provide the CM Services. Scope of Work and Request for Proposal for providing design services for the 1951 Cohort Pipeline Replacement Project was sent out to on-call consultants in December 2020. Tetra Tech was selected to prepare the design. The project kick-off meeting was held in February 2021. The Consultant delivered Technical Memorandum No. 1 – Alignment Options and Recommendations and the Preliminary Design Report in July 2021. Mesa Water staff has reviewed Technical Memorandum No. 1 and the Preliminary Design Report. The project's 90% Design Submittal was submitted in August 2023. The construction of the 1951 Cohort Pipeline Replacement Project has been moved to the years following the CIPR Program. (2/16/2024)

**Project Title:** Reservoirs 1 and 2 Pump Station Upgrades Project

**File No.:** M21-210B2

**Description:** The Reservoir Upgrades Project has several components to increase the efficiency and reliability of Reservoirs 1 and 2: Chemical storage and feed systems (sodium hypochlorite and aqueous ammonia) to help reduce nitrification issues in the distribution system; Pump replacement and conversion of drivers from gas engines to electrical motors; Upgrades to reservoir electrical service through SCE; Installation of diesel generator systems to power the reservoirs in the event of an emergency; Miscellaneous system rehabilitation and upgrades including electrical gear replacement, pipeline rehabilitation, pipeline modifications, and instrument replacement based on the results of site visits and related analyses; and Slurry Dewatering Pit upgrades located at the Reservoir 1 site.

**Status:** Following the approval of the recommendations of the Water, Power, and Supply Chain Reliability Assessment, Mesa Water developed a design Scope of Work for the Reservoirs 1 and 2 Upgrades Project. A proposal was solicited from a CIPR on-call design consultant and the project's Preliminary and Final Design was kicked off in May 2021. A site visit for the project was held with the consultant in May 2021. The project team performed a 3-D scan of Reservoirs 1 and 2 in June 2021. The consultant delivered a draft version of Technical Memorandum No.1 – Reservoir 1 Site Master Plan and the draft Permit Plan in July 2021. Following Mesa Water's review of TM1 and the Permit Plan, the consultant began work on the Preliminary Design Report. The Preliminary Design Report was delivered in November 2021 and the Preliminary Design Report Workshop was held in September 2021. In March 2023, the Final Bid documents and cost estimate were received and reviewed by staff. After receiving

**MESA WATER AND OTHER AGENCY PROJECTS STATUS REPORT**  
**February 2024**

approval for the project's reduced scope, the project team began modifying the Bid Documents. The revised Bid Documents were received in August 2023. The Request for Bids was released to the prequalified contractors in August 2023. A jobwalk was conducted in August 2023 and attended by five prequalified contractors. The bid opening was held in October 2023. Four bids were received., A recommendation for contract time extension negotiation and award was approved at the November 8, 2023 Board meeting. The contract time extension negotiation to accommodate equipment lead times is complete and Notice to Proceed was provided on January 24, 2024. A preconstruction meeting was held on February 1, 2024, and a site walk with the contractor team was held on February 12, 2024. (2/16/2024)

**Project Title:** Excavation Slurry Dewatering Pit Project

**File No.:** M21-250D

**Description:** Design, documentation, and permitting for a dewatering process that will be constructed in Mesa Water's Operations Yard to provide dewatering for the hydrovac excavation slurry.

**Status:** A Scope of Work and Request for Quote for the design, documentation, and permitting for the Excavation Slurry Dewatering Pit Project was prepared and sent to on-call design consultants in October 2020. Following the selection of an on-call design consultant, the kick-off meeting and site visit were held in November 2020. The draft memo was submitted for review in February 2021. Staff have provided direction and the design of the Dewatering Pit is included in the Scope of Work for the Reservoirs 1 and 2 Pump Station Upgrades Project. The Final Technical Memorandum was submitted for review in June 2021. The Dewatering Pit will be constructed as part of the Reservoirs 1 and 2 Pump Station Upgrades Project. (2/16/24)

**Project Title:** Operational IT Infrastructure Security Project

**File No.:** M21-250F

**Description:** The project will align the Operational IT infrastructure and management model with Mesa Water enterprise IT system standards and CISA recommendations.

**Status:** The project kick-off meeting was held in May 2021. The new servers, UPS, and isolated network have been installed and configured. The project team has procured the required switches and equipment; configured access accounts; and installed software updates. The project is currently on hold until Well No. 12 is commissioned and in service. The project team will then install the new SCADA software on the new server equipment. (2/20/24)

# Water Quality Call Report

## January 2024

**Date:** 1/8/2024  
**Source:** Visit  
**Address:** 3145 Boston Way  
**Description:** Customer reported having hard water and sediment clogging up their faucets and shower heads. Customer requested recommendations on a water filter/softening system.  
**Outcome:** Staff assured the customer that the water meets all drinking water standards and stated that Mesa Water does not give further recommendations on filters and softening systems. Staff suggested to the customer to run cold water alone and then hot water to determine if the sediment was coming from the hot water heater. The customer was satisfied and will investigate further.

**Date:** 1/10/2024  
**Source:** Phone/Visit  
**Address:** 3013 Buchanan Way  
**Description:** Customer called to report a "sulfur odor" coming from the kitchen faucet.  
**Outcome:** During the site visit, the water from the front hose bib was checked and was clear with no odor present. The chlorine residual, pH and temperature were within normal range. The water from the kitchen sink was also checked for odor and none was observed. The odor issue appears to be internal. The customer was satisfied.

**Date:** 1/16/2024  
**Source:** Phone  
**Address:** 2220 Pacific Avenue  
**Description:** Customer inquired about the pipe material at his home and would like to have his water tested.  
**Outcome:** Staff checked the service connection material on both the customer and Mesa Water side of the meter and provided information to the customer. Staff explained Mesa Water's comprehensive monitoring program and assured the customer that the water meets all drinking water standards. Staff let the customer know that Mesa Water does not conduct specialized water quality testing but offered to provide a list of local laboratories. The customer declined the information.



**Date:** 1/17/2024  
**Source:** Phone/Visit  
**Address:** 1555 Mesa Verde Drive, #15 A  
**Description:** Customer called to report a “sulfur odor” coming from all fixtures in one unit of an apartment complex.  
**Outcome:** The water was checked outside the property and was absent of odor. The water sample taken from internal fixtures was checked and the cold water had no odor but the hot water had a sulfur odor. The odor appears to be an internal issue which the property manager will investigate further.

**Date:** 1/17/2024  
**Source:** Phone/Visit  
**Address:** 451 Fair Drive, #101  
**Description:** Customer called to report a “sulfur odor” coming from the bathroom faucets and shower in one of the apartment units.  
**Outcome:** The water was checked at the backflow test port and was absent of odor. Water samples taken from internal fixtures did have a sulfur odor. The odor appears to be an internal issue which the property manager will investigate further.

**Date:** 1/17/2024  
**Source:** Visit  
**Address:** 1364 Garlingford Street  
**Description:** The customer inquired about the water being soft.  
**Outcome:** Staff spoke with customer and let her know that the treatment facility was offline for a period of time and, now that it’s operating, customer may be noticing the slightly softer water since the plant is nearby.

**Date:** 1/17/2024  
**Source:** Visit  
**Address:** 1361 Garlingford Street  
**Description:** Customer had experienced a “sulfur odor” coming from all water fixtures in the house on 1/8/24 with the problem going away by the following day.  
**Outcome:** During the site visit, several samples were collected from both outside and inside the home and were checked for odor; none was observed. Staff assured the customer that the water meets all drinking water standards. The customer was satisfied.

**Date:** 1/18/2024  
**Source:** E-mail  
**Address:** 1155 Dorset Lane  
**Description:** Customer wanted to know what type of water heater anode rod Mesa Water can suggest for the water heater.

**Outcome:** Staff tried calling customer but could not reach them; staff then responded to the customer's email informing them that Mesa Water does not make recommendations on which type of water heater anode rod to use but provided the range and average pH and hardness levels so they could make an informed decision. Staff also sent the customer the Annual Water Quality Report.

**Date:** 1/29/2024  
**Source:** Phone  
**Address:** 915 W. Wilson Street  
**Description:** Customer reported "sulfur odor" in the water.

**Outcome:** Two calls were made to the customer in which no response was received. Staff checked a hydrant and sample stations nearby the residence; the water was clear and no odor was observed.

# Payment Listing by Class

1/1/2024 - 1/31/2024

Vendor Name	Check #/Count	Payment Date	Invoice Number	Invoice Description	Payment Amount
<b>CAPITAL</b>					
ALL CITY WRAPS INC	000010539	01/17/24	200364	WATER PUMP PAINTING	\$7,857.00
	1				\$7,857.00
BUTIER CONSULTING ENGINEERS	000010578	01/25/24	B039 MWD	M18-100	\$36,373.50
		01/25/24	B038 MWD	M18-100	\$54,730.00
	1				\$91,103.50
CAROLLO ENGINEERS	000010462	01/04/24	FB44424	GIS SERVICE THROUGH NOV. 23	\$4,657.50
	1				\$4,657.50
ECAMSECURE	000010465	01/04/24	1094578	M21-250A1 SECURITY	\$289.52
		01/04/24	1094577	M21-250A1 SECURITY	\$285.54
	1				\$575.06
GATEWAY PACIFIC CONTRACTORS, INC.	000010454	01/04/24	29	M18-100 OCT 2023	\$46,121.55
		01/04/24	30	M18-100 NOV 2023	\$62,786.55
	1				\$108,908.10
SUNBELT RENTALS INC.	000010613	01/25/24	147371736-0001	EQUIPMENT RENTALS	\$3,004.69
	1				\$3,004.69
<b>Total CAPITAL</b>	<b>6</b>				<b>\$216,105.85</b>
<b>CHECK SIGNATURE EXEMPT</b>					
SOUTHERN CALIFORNIA EDISON CO	000010579	01/25/24	700461094089 1/5/24	MONTHLY BILLING	\$155,387.12
	1				\$155,387.12
SOUTHERN CALIFORNIA GAS CO	000010485	01/04/24	08520813000DE C23	MONTHLY BILLING	\$48.55
		01/04/24	05060829172DE C23	MONTHLY BILLING	\$60.07
		01/04/24	05200799004DE C23	MONTHLY BILLING	\$3,863.33
		01/04/24	08940813002DE C23	MONTHLY BILLING	\$1,290.49
	1				\$5,262.44
<b>Total CHECK SIGNATURE EXEMPT</b>	<b>2</b>				<b>\$160,649.56</b>
<b>DEPARTMENT EXPENSE</b>					
4 IMPRINT	000010520	01/11/24	11772125	PROMO ITEMS	\$2,480.82
	1				\$2,480.82

# Payment Listing by Class

1/1/2024 - 1/31/2024

Vendor Name	Check #/Count	Payment Date	Invoice Number	Invoice Description	Payment Amount
ACWA	000010580	01/25/24	10042023	2024 ANNUAL DUES	\$29,795.00
	<b>1</b>				<b>\$29,795.00</b>
ACWA JOINT POWERS INSURANCE AUTHORITY	000010456	01/04/24	010124	JANUARY BILLING	\$148.80
	000010581	01/25/24	020124	FEBRUARY BILLING	\$151.28
	<b>2</b>				<b>\$300.08</b>
CA DEPT OF JUSTICE	000010586	01/25/24	700306	FINGERPRINTING	\$32.00
	<b>1</b>				<b>\$32.00</b>
CA SOCIETY OF MUNICIPAL FINANCE OFFICER	000010514	01/11/24	200022068	CONFERENCE FEES	\$800.00
	<b>1</b>				<b>\$800.00</b>
CALPERS BENEFIT PAYMENTS	0193588	01/03/24	1.3.24 ADJUSTMENT	ADJUSTMENT	\$461.94
	0193591	01/05/24	1000000173905 19	PA HEALTH	\$7,122.36
	0193594	01/05/24	1000000173905 17	HEALTH	\$54,860.68
	0193595	01/08/24	12182023	CHECK DATE 12.18.23	\$42,029.04
	0193596	01/18/24	1000000174018 62	UNFUNDED LIABILITY	\$86,881.50
	0193602	01/25/24	1.3.24	CHECK DATE 1.3.24	\$41,392.50
	<b>6</b>				<b>\$232,748.02</b>
COLONIAL LIFE & ACCIDENT INS	000010464	01/04/24	8892333122834 8	DEC 28 BILLING	\$150.41
	000010541	01/17/24	8892333011131 8	JAN 10 BILLING	\$137.72
	000010591	01/25/24	8892333012561 4	JAN 24 BILLING	\$137.72
	<b>3</b>				<b>\$425.85</b>
COSTA MESA CHAMBER OF COMMERCE	000010511	01/11/24	16860	Req: 5948	\$850.00
	000010543	01/17/24	15768	Req: 5947	\$850.00
	<b>2</b>				<b>\$1,700.00</b>
DATCO	000010592	01/25/24	182746	DOT PROGRAM CLASS A DRIVERS	\$391.00
	<b>1</b>				<b>\$391.00</b>
FIRST BANKCARD	0193601	01/24/24	123123	DEC CHARGES	\$30,359.23
	<b>1</b>				<b>\$30,359.23</b>
GUARDIAN	000010471	01/04/24	00430941 0124	JANUARY BILLING	\$5,501.21
	<b>1</b>				<b>\$5,501.21</b>
HOOVER PRINTING	000010599	01/25/24	100740	PRINTING SERVICE	\$3,835.90

# Payment Listing by Class

1/1/2024 - 1/31/2024

Vendor Name	Check #/Count	Payment Date	Invoice Number	Invoice Description	Payment Amount
<b>1</b>					<b>\$3,835.90</b>
NATURE CARE	000010478	01/04/24	25483	LANDSCAPE MAINTENANCE	\$1,328.00
	000010552	01/17/24	24854	LANDSCAPING	\$547.05
		01/17/24	24855	LANDSCAPING	\$461.89
<b>2</b>					<b>\$2,336.94</b>
ORANGE COUNTY EMPLOYEES ASSN	000010603	01/25/24	12223	OCEA NOVEMBER 22, 23	\$334.95
		01/25/24	120623	DEC 6 DUES	\$334.95
		01/25/24	122023	DEC 20 DUES	\$334.95
		01/25/24	011724	JAN 17 24 DUES	\$334.95
		01/25/24	010324	JAN 3 24 DUES	\$323.40
<b>1</b>					<b>\$1,663.20</b>
RED WING BUSINESS ADVANTAGE ACCT	000010483	01/04/24	20231123009986	EMPLOYEE BOOTS	\$400.00
		01/04/24	20231221009986	EMPLOYEE BOOTS	\$400.00
	000010558	01/17/24	20231228009986	SHOES	\$395.46
<b>2</b>					<b>\$1,195.46</b>
SHARON D BRIMER	000010529	01/11/24	121723	TRANSCRIPTION SERVICE	\$405.00
<b>1</b>					<b>\$405.00</b>
SWMOA	000010488	01/04/24	2024-6204-W-	Req: 5908	\$160.00
	000010530	01/11/24	2024-6204-W-1424	Req: 5904	\$400.00
<b>2</b>					<b>\$560.00</b>
TASC	000010562	01/17/24	IN2983453	MONTHLY BILLING	\$114.84
<b>1</b>					<b>\$114.84</b>
ULTIMATE STAFFING SERVICES	000010614	01/25/24	16106476	TEMPORARY STAFF	\$173.28
		01/25/24	16108979	TEMPORARY STAFF	\$519.84
		01/25/24	16111606	TEMPORARY STAFF	\$671.46
<b>1</b>					<b>\$1,364.58</b>
VISION SERVICE PLAN - (CA)	000010494	01/04/24	819474192	JANUARY BILLING	\$1,159.95
<b>1</b>					<b>\$1,159.95</b>
<b>Total DEPARTMENT EXPENSE</b>	<b>32</b>				<b>\$317,169.08</b>
<b>GENERAL AND ADMINISTRATIVE</b>					

# Payment Listing by Class

1/1/2024 - 1/31/2024

Vendor Name	Check #/Count	Payment Date	Invoice Number	Invoice Description	Payment Amount
360CIVIC	000010537	01/11/24	21747	WEBSITE MAINTENANCE	\$3,000.00
	000010624	01/25/24	21719	WEBSITE MAINTENANCE	\$3,000.00
		01/25/24	21763	WEBSITE MAINTENANCE	\$3,000.00
		01/25/24	21795	WEBSITE UPDATES	\$7,500.00
<b>2</b>					<b>\$16,500.00</b>
ADVANCED CHEMICAL TRANSPORT, INC.	000010582	01/25/24	520443	HAZARDOUS WASTE DISPOSAL	\$240.00
		01/25/24	520438	HAZARDOUS WASTE DISPOSAL	\$240.00
		01/25/24	520446	HAZARDOUS WASTE DISPOSAL	\$240.00
<b>1</b>					<b>\$720.00</b>
AGNEW MULTILINGUAL	000010457	01/04/24	22356	TRANSLATION	\$341.25
					<b>\$341.25</b>
ARLENE A. JONES REVOC LIVING TRUST	000010621	01/25/24	CHEQ00099008 278	08206800 Cheque Deposits 08206	\$180.49
					<b>\$180.49</b>
ATMAA, INC.	000010459	01/04/24	40198	RENTAL SILCO CANISTER	\$260.00
					<b>\$260.00</b>
BLACKSTONE NETWORKS, LLC	000010569	01/17/24	CHEQ00099008 272	04702606 Cheque Deposits 04702	\$30.17
					<b>\$30.17</b>
BLUECOSMO SATELLITE COMMUNICATIONS	000010575	01/17/24	BU01627365	DEC BILLING	\$103.00
		01/17/24	BU01635680	JAN BILLING	\$103.00
<b>1</b>					<b>\$206.00</b>
BOLLAND AND ASSOCIATES	000010507	01/11/24	230313	CONSULTING SERVICES	\$1,500.00
					<b>\$1,500.00</b>
BRENDA DEELEY PR LLC	000010584	01/25/24	1573	CONSULTING FEES	\$5,400.00
					<b>\$5,400.00</b>
BROWN & CALDWELL	000010461	01/04/24	12504062	GRANT WRITING	\$20,312.53
					<b>\$20,312.53</b>
BSI AMERICA PROFESSIONAL SERVICES INC.	000010572	01/17/24	91949	EHS SPPORT	\$3,300.00
	000010585	01/25/24	92104	SAFETY CONSULTANT	\$7,750.00
<b>2</b>					<b>\$11,050.00</b>

# Payment Listing by Class

1/1/2024 - 1/31/2024

Vendor Name	Check #/Count	Payment Date	Invoice Number	Invoice Description	Payment Amount
CANON FINANCIAL SERVICES, INC.	000010508	01/11/24	31713202	PRINTER RENTAL	\$2,000.93
	<b>1</b>				<b>\$2,000.93</b>
CDW GOVERNMENT INC	000010587	01/25/24	NP37131	FLEET UPGRADES	\$217.71
	<b>1</b>				<b>\$217.71</b>
CHARTER COMMUNICATIONS HOLDINGS, LLC	000010509	01/11/24	1201986011201 23	MONTHLY BILLING	\$2,433.35
	<b>1</b>				<b>\$2,433.35</b>
CITY OF COSTA MESA	000010588	01/25/24	01012024	ANNUAL DISPATCH	\$17,500.00
	<b>1</b>				<b>\$17,500.00</b>
COASTAL OCCUPATIONAL MEDICAL GROUP DBA AKESO OCCUPATIONAL HEALTH	000010504	01/11/24	EM001756	HEALTH TESTING	\$360.00
	<b>1</b>				<b>\$360.00</b>
COGSDALE SOFTWARE CORPORATION	000010590	01/25/24	COGCT0000064	SOFTWARE RENEWAL	\$10,710.00
	<b>1</b>				<b>\$10,710.00</b>
COMPONETICS	000010542	01/17/24	1852	MACHINE REPAIRS	\$670.00
		01/17/24	1857	DUMP TRUCK MAINTENANCE	\$2,343.58
	<b>1</b>				<b>\$3,013.58</b>
COUNTY OF ORANGE OC WASTE & RECYCLING, ACCOUNTING	000010512	01/11/24	M2401042870	DUMP FEES	\$238.71
	<b>1</b>				<b>\$238.71</b>
DEE RENFRO	000010622	01/25/24	CHEQ00099008 276	00922500 Cheque Deposits 00922	\$58.09
	<b>1</b>				<b>\$58.09</b>
DOMINIC TODARO	000010623	01/25/24	CHEQ00099008 279	30001371 Cheque Deposits 30001	\$339.92
	<b>1</b>				<b>\$339.92</b>
EMPLOYEE RELATIONS INC	000010570	01/17/24	96373	MONTHLY BILLING	\$16.44
	<b>1</b>				<b>\$16.44</b>
EMPOWER	000010594	01/25/24	389672	4TH QTR FEES	\$6,750.31
		01/25/24	389449	4TH QTR FEES	\$700.18
	0193589	01/05/24	1.3.24 LOAN	CHECK DATE 1.3.24 LOAN	\$172.40
	0193590	01/05/24	1.3.24 401A	CHECK DATE 1.3.24 401A	\$325.98
	0193592	01/05/24	1.3.24 MATCH	CHECK DATE 1.3.24 457B	\$10,561.76

# Payment Listing by Class

1/1/2024 - 1/31/2024

Vendor Name	Check #/Count	Payment Date	Invoice Number	Invoice Description	Payment Amount
EMPOWER	0193593	01/05/24	1.3.24 457	CHECK DATE 1.3.24 457B	\$42,045.11
	0193597	01/19/24	1.17.24 LOAN	CHECK DATE 1.17.24 LOAN	\$172.40
	0193598	01/19/24	1.17.24 401A	CHECK DATE 1.17.24 401A	\$325.98
	0193599	01/19/24	1.17.24 MATCH	CHECK DATE 1.17.24 MATCH	\$10,973.72
	0193600	01/19/24	1.17.24 457B	CHECK DATE 1.17.24 457B	\$23,269.88
	<b>9</b>				<b>\$95,297.72</b>
ENTHALPY ANALYTICAL, LLC	000010516	01/11/24	CINV-240357	TESTING SERVICES	\$157.00
		01/11/24	CINV-240346	TESTING SERVICES	\$36.00
		01/11/24	CINV-214792	TESTING SERVICES	\$1,488.00
		01/11/24	CINV-240355	TESTING SERVICES	\$10.00
		01/11/24	CINV-240371	TESTING SERVICES	\$112.00
		01/11/24	CINV-240373	TESTING SERVICES	\$520.00
		01/11/24	CINV-240369	TESTING SERVICES	\$18.00
		01/11/24	CINV-240410	TESTING SERVICES	\$672.00
		01/11/24	CINV-240349	TESTING SERVICES	\$45.00
		01/11/24	CINV-240350	TESTING SERVICES	\$225.00
		01/11/24	CINV-240351	TESTING SERVICES	\$48.00
		01/11/24	CINV-240352	TESTING SERVICES	\$112.00
		01/11/24	CINV-240354	TESTING SERVICES	\$414.00
		01/11/24	CINV-214808	TESTING SERVICES	\$552.00
		01/11/24	CINV-240366	TESTING SERVICES	\$48.00
		01/11/24	CINV-240380	TESTING SERVICES	\$225.00
		01/11/24	CINV-240386	TESTING SERVICES	\$45.00
		01/11/24	CINV-240404	TESTING SERVICES	\$72.00
		01/11/24	CINV-240415	TESTING SERVICES	\$18.00
		01/11/24	CINV-240348	TESTING SERVICES	\$72.00
		01/11/24	CINV-240358	TESTING SERVICES	\$90.00
		01/11/24	CINV-240362	TESTING SERVICES	\$70.00
		01/11/24	CINV-240375	TESTING SERVICES	\$225.00
		01/11/24	CINV-240399	TESTING SERVICES	\$450.00
01/11/24	CINV-240395	TESTING SERVICES	\$10.00		
01/11/24	CINV-240403	TESTING SERVICES	\$36.00		



# Payment Listing by Class

1/1/2024 - 1/31/2024

Vendor Name	Check #/Count	Payment Date	Invoice Number	Invoice Description	Payment Amount
ENTHALPY ANALYTICAL, LLC	000010516	01/11/24	CINV-240407	TESTING SERVICES	\$450.00
		01/11/24	CINV-240413	TESTING SERVICES	\$450.00
		01/11/24	CINV-240414	TESTING SERVICES	\$10.00
		01/11/24	CINV-240405	TESTING SERVICES	\$10.00
		01/11/24	CINV-240359	TESTING SERVICES	\$36.00
		01/11/24	CINV-240387	TESTING SERVICES	\$18.00
		01/11/24	CINV-240384	TESTING SERVICES	\$18.00
		01/11/24	CINV-240382	TESTING SERVICES	\$18.00
		01/11/24	CINV-240393	TESTING SERVICES	\$90.00
		01/11/24	CINV-240398	TESTING SERVICES	\$18.00
		01/11/24	CINV-240390	TESTING SERVICES	\$18.00
		01/11/24	CINV-240392	TESTING SERVICES	\$45.00
		01/11/24	CINV-240394	TESTING SERVICES	\$36.00
		01/11/24	CINV-240400	TESTING SERVICES	\$765.00
		01/11/24	CINV-240402	TESTING SERVICES	\$18.00
		01/11/24	CINV-240412	TESTING SERVICES	\$18.00
		01/11/24	CINV-240408	TESTING SERVICES	\$18.00
		01/11/24	CINV-240416	TESTING SERVICES	\$10.00
		01/11/24	CINV-240411	TESTING SERVICES	\$18.00
			<b>1</b>		
FM THOMAS AIR CONDITIONING INC	000010469	01/04/24	46104	REPAIRS	\$525.00
	<b>1</b>				<b>\$525.00</b>
FRONTIER COMMUNICATIONS	000010517	01/11/24	0817945 DEC23	DECEMBER BILLING	\$116.57
	<b>1</b>				<b>\$116.57</b>
FULL CIRCLE RECYCLING	000010596	01/25/24	29419	RECYCLING SERVICES	\$133.50
	<b>1</b>				<b>\$133.50</b>
GEIGER	000010518	01/11/24	5371006	PROMO ITEMS	\$2,789.70
		01/11/24	5368824	PROMO ITEMS	\$1,781.20
	<b>1</b>				<b>\$4,570.90</b>
GERARD SIGNS & GRAPHICS INC	000010470	01/04/24	30954	M18-100 ADDRESS SIGNS	\$2,205.06
	<b>1</b>				<b>\$2,205.06</b>
GOVINVEST INC.	000010519	01/11/24	2023-4823	GASB 75 JOURNAL ENTRIES	\$600.00
		01/11/24	2023-4735	GASB 75 EVALUATION	\$1,920.00

# Payment Listing by Class

1/1/2024 - 1/31/2024

Vendor Name	Check #/Count	Payment Date	Invoice Number	Invoice Description	Payment Amount
<b>1</b>					<b>\$2,520.00</b>
INFOSEND INC	000010473	01/04/24	252887	CUST SVC BILLING	\$1,429.27
	000010600	01/25/24	253278	PRINTING & MAILING SERVICE	\$1,552.98
		01/25/24	253126	PRINTING & MAILING SERVICE	\$1,274.98
<b>2</b>					<b>\$4,257.23</b>
JOHN CUELLAR	000010497	01/04/24	CHEQ00099008 268	02409600 Cheque Deposits 02409	\$285.54
<b>1</b>					<b>\$285.54</b>
JOVENVILLE, LLC DBA WE THE CREATIVE	000010534	01/11/24	23-7162	BRAND GUIDELINES	\$625.00
<b>1</b>					<b>\$625.00</b>
JUSTIN LANE SAEGUSA	000010474	01/04/24	0422	GRAPHIC DESIGN	\$6,400.00
	000010521	01/11/24	0423	GRAPHIC DESIGN	\$800.00
<b>2</b>					<b>\$7,200.00</b>
KLEEN KRAFT SERVICES	000010522	01/11/24	1161148	UNIFORM RENTALS	\$428.53
	000010571	01/17/24	1161867	UNIFORM RENTALS	\$489.51
<b>2</b>					<b>\$918.04</b>
LA CONSULTING INC	000010523	01/11/24	0015581	CONSULTING SERVICES	\$2,351.97
		01/11/24	0015568	CONSULTING SERVICES	\$8,210.20
		01/11/24	0015555	CONSULTING SERVICES	\$4,052.50
<b>1</b>					<b>\$14,614.67</b>
LIEBERT CASSIDY WHITMORE	000010475	01/04/24	257050	HR POLICIES REVIEW	\$548.00
		01/04/24	257312	LEGAL	\$320.00
<b>1</b>					<b>\$868.00</b>
MARIA BARAVALLE	000010500	01/04/24	CHEQ00099008 267	07200500 Cheque Deposits 07200	\$176.72
<b>1</b>					<b>\$176.72</b>
MATTHEW MORGAN PHOTOGRAPHY	000010525	01/11/24	215	PHOTOGRAPHY SERVICES	\$750.00
<b>1</b>					<b>\$750.00</b>
MESA SMOG	000010526	01/11/24	1296630- 121323	UNIT 22 SMOG	\$46.75
		01/11/24	1241570- 121323	UNIT 45 SMOG	\$46.75

# Payment Listing by Class

1/1/2024 - 1/31/2024

Vendor Name	Check #/Count	Payment Date	Invoice Number	Invoice Description	Payment Amount	
MESA SMOG	000010526	01/11/24	1272531-121323	UNIT 12 SMOG	\$46.75	
		01/11/24	1460473-121323	UNIT 45 SMOG	\$46.75	
<b>1</b>					<b>\$187.00</b>	
MORAN CONSULTING, INC.	000010601	01/25/24	4112	BOARD MEETING PRESENTATION	\$4,750.00	
		<b>1</b>				
MOUSE GRAPHICS	000010551	01/17/24	461501	PLANTER PLAQUES	\$585.08	
		01/17/24	462868	DIGITAL PRESS	\$75.69	
		01/17/24	462784	DIGITAL PRESS	\$195.57	
<b>1</b>					<b>\$856.34</b>	
NEXTDAY DELIVERY SERVICE, LLC	000010602	01/25/24	828854	COURIER SERVICE	\$609.12	
		<b>1</b>				
NIKKI'S FLAG SHOP	000010553	01/17/24	7135	FLAGS	\$799.51	
		<b>1</b>				
NINYO & MORE GEOTECHNICAL & ENVIRONMENTAL SCIENCES	000010554	01/17/24	281982	M18-100	\$1,276.25	
		<b>1</b>				
NTH GENERATION COMPUTING INC.	000010527	01/11/24	43522TM	FY23 AUDIT	\$12,250.00	
		01/11/24	43521TM	FY23 AUDIT	\$8,050.00	
<b>1</b>					<b>\$20,300.00</b>	
O'NEIL STORAGE #0481	000010480	01/04/24	2311046	RECORDS STORAGE	\$287.80	
		000010605	01/25/24	2312046	RECORDS STORAGE	\$211.16
			01/25/24	2302047	RECORDS STORAGE	\$128.92
			01/25/24	2304047	RECORDS STORAGE	\$113.08
<b>2</b>					<b>\$740.96</b>	
ORANGE COUNTY TREASURER - TAX COLLECTOR	000010555	01/17/24	422-301-03.00-2023	PROPERTY TAX	\$3,632.64	
		000010576	01/17/24	140-042-11.00-2023	PROPERTY TAX	\$22.99
<b>2</b>					<b>\$3,655.63</b>	
PETE'S ROAD SERVICE	000010556	01/17/24	23-0725018-00	VEHICLE MAINTENANCE	\$37.65	
		000010606	01/25/24	24-0725780-00	AS NEEDED TIRE SERVICE	\$393.44
<b>2</b>					<b>\$431.09</b>	
PLANTE & MORAN, PLLC	000010528	01/11/24	10137439	CONSULTING SERVICES	\$34,224.91	

# Payment Listing by Class

1/1/2024 - 1/31/2024

Vendor Name	Check #/Count	Payment Date	Invoice Number	Invoice Description	Payment Amount
<b>1</b>					<b>\$34,224.91</b>
PRECISION SECURITY SOLUTIONS DBA NATIONAL PROTECTIVE SERVICE	000010481	01/04/24	2023 - CM127054	SECURITY SERVICE	\$9,500.00
<b>1</b>					<b>\$9,500.00</b>
PROMOTIONAL FULFILLMENT SVC	000010482	01/04/24	20104330	MATERIALS FULFILLMENT	\$2,148.65
		01/04/24	20104209	STORAGE	\$200.00
	000010608	01/25/24	20104425	ORDER FULFILLMENT	\$221.00
<b>2</b>					<b>\$2,569.65</b>
QUADIENT FINANCE USA, INC	000010490	01/04/24	Q1079965	POSTAGE	\$927.48
<b>1</b>					<b>\$927.48</b>
RBB PROPERTIES, LLC	000010568	01/17/24	CHEQ00099008 274	04702669 Overpayment	\$34.42
<b>1</b>					<b>\$34.42</b>
RICHARD E HOFFMAN	000010498	01/04/24	CHEQ00099008 269	05006100 Overpayment	\$117.21
<b>1</b>					<b>\$117.21</b>
ROADWAY CONSTRUCTION SERVICE	000010610	01/25/24	S5741	ENGINEERED SITE PLAN	\$2,925.00
<b>1</b>					<b>\$2,925.00</b>
SONSRAY MACHINERY	000010559	01/17/24	SWO043215-1	BACKHOE MAINTENANCE	\$870.99
		01/17/24	SWO042154-1	BACKHOE MAINTENANCE	\$1,471.95
<b>1</b>					<b>\$2,342.94</b>
SPECIALIZED SURFACES	000010499	01/04/24	CHEQ00099008 266	04903500 Overpayment	\$4.12
<b>1</b>					<b>\$4.12</b>
T2 TECHNOLOGY GROUP, LLC	000010455	01/04/24	0040304	IT SERVICES	\$34,240.00
		01/04/24	0040237	IT SERVICES	\$2,164.50
		01/04/24	0040228	IT SERVICES	\$25,682.00
		01/04/24	0040310	IT SERVICES	\$3,515.00
	000010531	01/11/24	0040325	IT SERVICES	\$1,792.96
	000010577	01/24/24	0040302	IT SERVICES	\$3,646.00
		01/24/24	0040305	IT SERVICES	\$993.00
		01/24/24	0040291	IT SERVICES	\$4,524.96
		01/24/24	0040284	IT SERVICES	\$7,242.50
01/24/24		0040307	IT SERVICES	\$1,353.00	

# Payment Listing by Class

1/1/2024 - 1/31/2024

Vendor Name	Check #/Count	Payment Date	Invoice Number	Invoice Description	Payment Amount
T2 TECHNOLOGY GROUP, LLC	000010577	01/24/24	0040322-7	IT SERVICES	\$7,767.68
		01/24/24	0040309	IT SERVICES	\$720.00
		01/24/24	0040322-6	IT SERVICES	\$1,820.98
		01/24/24	0040292	IT SERVICES	\$10,000.00
		01/24/24	0040283	IT SERVICES	\$10,351.36
		01/24/24	0040306	IT SERVICES	\$24,762.00
		01/24/24	0040308	IT SERVICES	\$180.00
<b>3</b>					<b>\$140,755.94</b>
THE CERTIF-A-GIFT COMPANY	000010463	01/04/24	1890873	SERVICE AWARD	\$161.63
<b>1</b>					<b>\$161.63</b>
THEODORE ROBINS FORD	000010532	01/11/24	C93575	FLEET MAINTENANCE	\$1,172.29
		01/11/24	C92898	FLEET MAINTENANCE	\$162.75
		01/11/24	C92906	FLEET MAINTENANCE	\$162.75
		01/11/24	C92944	FLEET MAINTENANCE	\$67.75
		01/11/24	C92935	FLEET MAINTENANCE	\$67.75
		01/11/24	C92943	FLEET MAINTENANCE	\$52.75
		01/11/24	C92912	FLEET MAINTENANCE	\$95.00
		01/11/24	C92927	FLEET MAINTENANCE	\$67.75
		01/11/24	C92932	FLEET MAINTENANCE	\$52.75
		01/11/24	C92924	FLEET MAINTENANCE	\$94.13
		01/11/24	M92922	FLEET MAINTENANCE	\$88.44
		01/11/24	M92897	FLEET MAINTENANCE	\$158.96
		01/11/24	C92902	FLEET MAINTENANCE	\$162.75
		01/11/24	C92911	FLEET MAINTENANCE	\$95.00
		01/11/24	C92938	FLEET MAINTENANCE	\$67.75
01/11/24	C92939	FLEET MAINTENANCE	\$94.13		

# Payment Listing by Class

1/1/2024 - 1/31/2024

Vendor Name	Check #/Count	Payment Date	Invoice Number	Invoice Description	Payment Amount
THEODORE ROBINS FORD	000010532	01/11/24	C92913	FLEET MAINTENANCE	\$95.00
		01/11/24	C92917	FLEET MAINTENANCE	\$162.75
		01/11/24	C92936	FLEET MAINTENANCE	\$67.75
		01/11/24	C92934	FLEET MAINTENANCE	\$67.75
		01/11/24	C92940	FLEET MAINTENANCE	\$52.75
		01/11/24	C93359	FLEET MAINTENANCE	\$3,792.65
		01/11/24	C90577	FLEET MAINTENANCE	\$1,187.29
		01/11/24	C92910	FLEET MAINTENANCE	\$147.75
		01/11/24	C92909	FLEET MAINTENANCE	\$162.75
		01/11/24	C92903	FLEET MAINTENANCE	\$162.75
		01/11/24	C92933	FLEET MAINTENANCE	\$52.75
		01/11/24	C92915	FLEET MAINTENANCE	\$95.00
		01/11/24	C92916	FLEET MAINTENANCE	\$95.00
		01/11/24	C92929	FLEET MAINTENANCE	\$52.75
		01/11/24	C92928	FLEET MAINTENANCE	\$67.75
		01/11/24	C92926	FLEET MAINTENANCE	\$67.75
		01/11/24	C92930	FLEET MAINTENANCE	\$629.13
		01/11/24	M92914	FLEET MAINTENANCE	\$95.00
		01/11/24	C93186	FLEET MAINTENANCE	\$816.02
		01/11/24	C92908	FLEET MAINTENANCE	\$95.00
		01/11/24	C92904	FLEET MAINTENANCE	\$162.75
		01/11/24	C92900	FLEET MAINTENANCE	\$162.75
		01/11/24	C92907	FLEET MAINTENANCE	\$162.75

# Payment Listing by Class

1/1/2024 - 1/31/2024

Vendor Name	Check #/Count	Payment Date	Invoice Number	Invoice Description	Payment Amount
THEODORE ROBINS FORD	000010532	01/11/24	C92905	FLEET MAINTENANCE	\$95.00
		01/11/24	C92941	FLEET MAINTENANCE	\$52.75
		01/11/24	C92931	FLEET MAINTENANCE	\$67.75
		01/11/24	M92899	FLEET MAINTENANCE	\$158.96
		01/11/24	M92901	FLEET MAINTENANCE	\$95.00
	<b>1</b>				<b>\$11,585.75</b>
TK ELEVATOR	000010489	01/04/24	3007620323	ELEVATOR MAINTENANCE	\$2,819.14
	<b>1</b>				<b>\$2,819.14</b>
U.S. SAWS, INC	000010616	01/25/24	I136571	BATTERY PUMP	\$585.00
	<b>1</b>				<b>\$585.00</b>
UNITED PAVING COMPANY	000010567	01/17/24	CHEQ00099008 275	20070600 Cheque Deposits 20070	\$1,249.00
	<b>1</b>				<b>\$1,249.00</b>
UNUM	000010493	01/04/24	0420560-0016 JAN	JAN BILLING	\$5,210.10
		01/25/24	0420560-0016 FEB	FEB BILLING	\$4,999.06
	<b>2</b>				<b>\$10,209.16</b>
VANGUARD UNIVERSITY	000010617	01/25/24	MUCHR2023.02	SPONSORSHIP	\$2,750.00
	<b>1</b>				<b>\$2,750.00</b>
VERIZON WIRELESS	000010533	01/11/24	9949475183	OCT 17 -NOV 16	\$3,357.18
		01/11/24	9951935823	NOV 17 -DEC 16	\$2,500.32
	<b>1</b>				<b>\$5,857.50</b>
WASTE MANAGEMENT OF OC	000010496	01/04/24	0449661-2884-3	TRASH SERVICE	\$1,703.73
		01/25/24	0451467-2884-0	WASTE MANAGEMENT SERVICES	\$1,715.94
	<b>2</b>				<b>\$3,419.67</b>
WE SAVE BEES	000010535	01/11/24	12748	BEE REMOVAL	\$225.00
	<b>1</b>				<b>\$225.00</b>
<b>Total GENERAL AND ADMINISTRATIVE</b>	<b>90</b>				<b>\$502,156.54</b>
<b>RETIREE CHECKS</b>					
COLEEN L MONTELEONE	000010510	01/11/24	010724	MONTHLY SUBSIDY	\$233.00

# Payment Listing by Class

1/1/2024 - 1/31/2024

Vendor Name	Check #/Count	Payment Date	Invoice Number	Invoice Description	Payment Amount
	1				\$233.00
DIANA LEACH	000010515	01/11/24	010724	MONTHLY SUBSIDY	\$268.53
	1				\$268.53
LORI MULLER	000010524	01/11/24	01072024	MONTHLY SUBSIDY	\$81.96
	1				\$81.96
<b>Total RETIREE CHECKS</b>	<b>3</b>				<b>\$583.49</b>
<b>VARIOUS</b>					
ACADEMY ELECTRIC INC.	000010502	01/11/24	1302-32	ELECTRICAL MAINTENANCE	\$9,500.00
	000010538	01/17/24	1302-34	ON CALL ELECTRICAL WORK	\$372.00
		01/17/24	1302-33	ON CALL ELECTRICAL WORK	\$780.32
	2				\$10,652.32
AMAZON BUSINESS	000010458	01/04/24	1QRD-VGM4-MTK3.	SUPPLIES	\$30.39
		01/04/24	1TMH-9NYW-7Q3M.	SUPPLIES	\$38.95
		01/04/24	1WD4-Q17Q-C3P3	SUPPLIES	\$168.41
		01/04/24	1X3G-GR63-GGJT.	SUPPLIES	\$30.82
		01/04/24	1XCW-T4J6-HWPW	SUPPLIES	\$13.99
		01/04/24	1XW4-CTDD-VHPL	SUPPLIES	\$174.50
		01/04/24	1H6J-RHL9-KVLM	SUPPLIES	\$7.93
		01/04/24	1QKT-V9P7-469D	SUPPLIES	\$39.80
		01/04/24	1TFF-NC34-KQQD	SUPPLIES	\$173.20
		01/04/24	1PFW-C7CP-JHJQ	SUPPLIES	\$161.06
	000010505	01/11/24	11M7-Q7X6-KCKP	OFFICE SUPPLIES	\$21.54
		01/11/24	1PY3-F9CW-HT69	OFFICE SUPPLIES	\$48.48
		01/11/24	19JF-4HLQ-LYLX	OFFICE SUPPLIES	\$17.37
		01/11/24	14PG-4VMY-6CQ3	OFFICE SUPPLIES	\$10.76



# Payment Listing by Class

1/1/2024 - 1/31/2024

Vendor Name	Check #/Count	Payment Date	Invoice Number	Invoice Description	Payment Amount	
AMAZON BUSINESS	000010505	01/11/24	1PPQ-VQXN-HWWV	OFFICE SUPPLIES	\$146.38	
	000010540	01/17/24	1X9Q-RX1T-3PFD	OFFICE SUPPLIES	\$13.88	
		01/17/24	13LJ-R9L9-69F7	OFFICE SUPPLIES	\$191.79	
		01/17/24	14CW-Y1KG-9D1J	OFFICE SUPPLIES	\$120.80	
		01/17/24	1L6R-MHV4-XC3V	OFFICE SUPPLIES	\$9.69	
		01/17/24	1FKV-J39R-3T3Q	OFFICE SUPPLIES	\$24.74	
		01/17/24	1GJX-JQJ3-7G1K	OFFICE SUPPLIES	\$57.73	
		000010583	01/25/24	16HJ-TQVV-46P3	OFFICE SUPPLIES	\$122.16
	01/25/24		13LJ-R9L9-LD7L	OFFICE SUPPLIES	\$119.06	
	01/25/24		17R1-LP7J-D91X	OFFICE SUPPLIES	\$372.86	
	01/25/24		11QH-CCMK-JKTN	OFFICE SUPPLIES	\$48.76	
	01/25/24		1T37-L4LH-DMGD	OFFICE SUPPLIES	\$33.46	
	01/25/24		1MHK-KCNM-HCJX	OFFICE SUPPLIES	\$12.66	
	01/25/24		1K76-NC4D-RVGX	OFFICE SUPPLIES	\$53.86	
	01/25/24		1YVL-L9PJ-F3YY	OFFICE SUPPLIES	\$31.22	
	01/25/24		1CGJ-HCDX-149J	OFFICE SUPPLIES	\$10.76	
	01/25/24		1W11-GPDY-PLTN	OFFICE SUPPLIES	\$20.46	
	01/25/24	17R1-LP7J-L7CX	OFFICE SUPPLIES	\$75.46		
	01/25/24	1GK9-647Y-9636	OFFICE SUPPLIES	\$30.98		
	01/25/24	19F1-GC43-NFYF	OFFICE SUPPLIES	\$75.43		
	<b>4</b>					<b>\$2,509.34</b>
	AT&T	000010506	01/11/24	000020759445	9391061444	\$371.76
			01/11/24	000020962000	9391080870	\$344.16
01/11/24			000021050166	9391055284	\$3,469.78	
01/11/24			000020758587	9391055284	\$3,469.78	
01/11/24			000020904626	9391061444	\$414.32	
01/11/24			000020796240	9391080870	\$308.15	
01/11/24			000021051024	9391061444	\$395.44	

# Payment Listing by Class

1/1/2024 - 1/31/2024

Vendor Name	Check #/Count	Payment Date	Invoice Number	Invoice Description	Payment Amount
AT&T	000010506	01/11/24	000020903768	9391055284	\$3,469.78
	<b>1</b>				<b>\$12,243.17</b>
CITADEL ENVIRONMENTAL SERVICES INC	000010589	01/25/24	0033511	PROFESSIONAL SERVICES	\$3,524.50
	<b>1</b>				<b>\$3,524.50</b>
CROWN ACE HARDWARE	000010513	01/11/24	739040	SUPPLIES	\$25.49
	<b>1</b>				<b>\$25.49</b>
DION & SONS, INC	000010544	01/17/24	823130	FUEL	\$11,291.34
	<b>1</b>				<b>\$11,291.34</b>
EMISSION COMPLIANT CONTROLS CORP	000010466	01/04/24	PS05848	ENGINE REPAIR	\$1,890.39
	000010593	01/25/24	PS05873	BLOCK HEATER	\$4,545.10
	<b>2</b>				<b>\$6,435.49</b>
FEDERAL EXPRESS CORPORATION	000010468	01/04/24	8-333-09558	SHIPPING	\$116.03
		01/04/24	8-339-57678	SHIPPING	\$135.31
	000010546	01/17/24	9-665-39302	SHIPPING	\$12.69
	000010595	01/25/24	8-304-93603.2	SHIPPING	\$10.28
	<b>3</b>				<b>\$274.31</b>
GRAINGER	000010547	01/17/24	9936885350	RUBBER BOOTS	\$78.51
	000010597	01/25/24	9853195700	LIGHTSTICKS	\$118.39
	<b>2</b>				<b>\$196.90</b>
HACH COMPANY	000010598	01/25/24	13634937.1	OPS SUPPLIES	\$4,654.64
	<b>1</b>				<b>\$4,654.64</b>
LEWIS CONSULTING GROUP	000010550	01/17/24	2023-123	CONSULTING SERVICES	\$4,000.00
	<b>1</b>				<b>\$4,000.00</b>
MARVAC ELECTRONICS INC	000010477	01/04/24	5183194	BATTERIES	\$27.77
	<b>1</b>				<b>\$27.77</b>
MURCAL, INC	000010501	01/04/24	103208	PUMP STATION CONSULTING	\$3,700.00
	<b>1</b>				<b>\$3,700.00</b>
ORANGE COUNTY WATER DISTRICT	000010574	01/17/24	25982	OC WATER SPONSORSHIP	\$10,700.00
	<b>1</b>				<b>\$10,700.00</b>
SHERWIN WILLIAMS COMPANY	000010486	01/04/24	4335-1	PAINT SUPPLIES	\$403.55
	<b>1</b>				<b>\$403.55</b>
SIGN DEPOT	000010487	01/04/24	10305	ENGRAVED SIGN	\$59.26

# Payment Listing by Class

1/1/2024 - 1/31/2024

Vendor Name	Check #/Count	Payment Date	Invoice Number	Invoice Description	Payment Amount
<b>1</b>					<b>\$59.26</b>
STIVERS & ASSOCIATES INC.	000010561	01/17/24	12-1076	LANDSCAPE INSPECTION SERVICES	\$900.00
	000010612	01/25/24	12-1101	LANDSCAPE INSPECTION	\$450.00
		01/25/24	12-1087	LANDSCAPE INSPECTION	\$450.00
		01/25/24	12-1059	LANDSCAPE INSPECTION	\$1,552.00
<b>2</b>					<b>\$3,352.00</b>
TYCO/ JOHNSON CONTROLS	000010491	01/04/24	39521815	M21-250A1	\$20.42
<b>1</b>					<b>\$20.42</b>
UNITED INTERIORS	000010564	01/17/24	6633	OFFICE RECONFIGURATION	\$1,890.00
<b>1</b>					<b>\$1,890.00</b>
VONAGE HOLDINGS CORPORATION	000010618	01/25/24	2284556	DEC BILLING	\$13,092.77
		01/25/24	2280010	JAN BILLING	\$13,448.86
<b>1</b>					<b>\$26,541.63</b>
WESTBOUND COMMUNICATIONS	000010536	01/11/24	5350	DIGITAL MEDIA CONSULTING	\$10,862.14
<b>1</b>					<b>\$10,862.14</b>
<b>Total VARIOUS</b>	<b>30</b>				<b>\$113,364.27</b>
<b>WATER SUPPLY</b>					
EUROFINS TESTOIL, INC	000010467	01/04/24	361351	OIL SAMPLES	\$548.16
<b>1</b>					<b>\$548.16</b>
HARRINGTON INDUSTRIAL PLASTICS	000010548	01/17/24	002R4605	GAUGE GUARDS	\$1,122.97
<b>1</b>					<b>\$1,122.97</b>
HILL BROTHERS CHEMICAL CO.	000010472	01/04/24	INV114270	AMMONIA	\$2,210.89
		01/04/24	INV114166	AMMONIA	\$2,815.87
<b>1</b>					<b>\$5,026.76</b>
LINDE INC.	000010607	01/25/24	40204916	TAXABLE PROPERTY TAX	\$706.84
<b>1</b>					<b>\$706.84</b>
PACIFIC STAR CHEMICAL DBA NORTHSTAR CHEMICAL	000010479	01/04/24	270790	SODIUM HYPOCHLORITE	\$3,065.25
		01/04/24	270809	SODIUM HYPOCHLORITE	\$4,337.33

# Payment Listing by Class

1/1/2024 - 1/31/2024

Vendor Name	Check #/Count	Payment Date	Invoice Number	Invoice Description	Payment Amount
PACIFIC STAR CHEMICAL DBA NORTHSTAR CHEMICAL	000010479	01/04/24	270813	SODIUM HYPOCHLORITE	\$475.11
		01/04/24	270811	SODIUM HYPOCHLORITE	\$919.58
		01/04/24	270789	SODIUM HYPOCHLORITE	\$4,548.06
		01/04/24	270810	SODIUM HYPOCHLORITE	\$4,981.03
<b>1</b>					<b>\$18,326.36</b>
UNITED WATERWORKS INC.	000010492	01/04/24	S100126385.001	OPERATIONS SUPPLIES	\$5,881.88
		01/04/24	S100121255.002	OPERATIONS SUPPLIES	\$3,763.17
		01/04/24	S100118521.006	OPERATIONS SUPPLIES	\$3,901.47
	000010565	01/17/24	S100119536.008	BALL VALVE	\$1,884.55
<b>2</b>					<b>\$15,431.07</b>
<b>Total WATER SUPPLY</b>					<b>\$41,162.16</b>
<b>WATER SYSTEM</b>					
ACCESSORIE AIR COMPRESSOR SYSTEMS	000010503	01/11/24	208215	MACHINE MAINTENANCE	\$539.01
		<b>1</b>			
BADGER METER INC.	000010460	01/04/24	1623352	3/4" METERS	\$25,036.79
		01/04/24	1625579	OPS PARTS	\$133.18
<b>1</b>					<b>\$25,169.97</b>
EWLES MATERIALS INC	000010545	01/17/24	474989	BOBTAIL DUMP	\$600.00
		01/17/24	472506	BOBTAIL DUMP	\$300.00
		01/17/24	476860	BOBTAIL DUMP	\$1,200.00
		01/17/24	474882	BOBTAIL DUMP	\$600.00
<b>1</b>					<b>\$2,700.00</b>
GOLDEN BELL PRODUCTS	000010573	01/17/24	18561	RELEASE IT	\$397.33
		<b>1</b>			
LARRY'S BUILDING MATERIALS	000010549	01/17/24	SA-16536	BUILDING MATERIALS	\$43.43
		01/17/24	SA-16894	BUILDING MATERIALS	\$75.00
		01/17/24	SA-16451	BUILDING MATERIALS	\$130.28
		01/17/24	CM-140331	BUILDING MATERIALS	\$150.00

# Payment Listing by Class

1/1/2024 - 1/31/2024

Vendor Name	Check #/Count	Payment Date	Invoice Number	Invoice Description	Payment Amount
	1				\$398.71
LINDE GAS & EQUIPMENT INC.	000010557	01/17/24	40122819	WELDING SUPPLIES	\$243.45
	1				\$243.45
ORANGE COUNTY SANITATION DISTRICT	000010604	01/25/24	543662	ESTIMATED COSTS	\$13,851.58
	1				\$13,851.58
PUMP MAN	000010609	01/25/24	802183	M24-006	\$17,194.00
	1				\$17,194.00
RELIABLE MONITORING SERVICES	000010484	01/04/24	2127726	GAS SYSTEM CALIBRATION	\$450.00
		01/04/24	2127727	GAS SYSTEM CALIBRATION	\$450.00
	1				\$900.00
SOUTH COAST A.Q.M.D.	000010611	01/25/24	4268774	PERMITS	\$2,524.55
		01/25/24	4271061	PERMITS	\$160.35
	1				\$2,684.90
STATE WATER RESOURCES CONTROL BOARD	000010560	01/17/24	SW-0279864	ANNUAL PERMIT FEE	\$548.00
	1				\$548.00
UNDERGROUND SERVICE ALERT/SC	000010563	01/17/24	23-241455	EXCAVATION COORDINATION	\$223.78
		01/17/24	1020230444	EXCAVATION COORDINATION	\$524.50
	1				\$748.28
VULCAN MATERIALS	000010495	01/04/24	73863776	PAVING MATERIALS	\$229.08
		01/04/24	73863777	PAVING MATERIALS	\$225.93
	000010566	01/17/24	73870642	PAVING MATERIALS	\$271.03
	000010619	01/25/24	73814065	AS NEEDED PAVING MATERIALS	\$222.78
		01/25/24	73834484	AS NEEDED PAVING MATERIALS	\$273.13
	3				\$1,221.95
<b>Total WATER SYSTEM</b>	<b>15</b>				<b>\$66,597.18</b>
<b>Total Payments (All)</b>	<b>185</b>				<b>\$1,417,788.13</b>



*Dedicated to  
Satisfying our Community's  
Water Needs*

## MEMORANDUM

TO: Board of Directors  
FROM: Marwan Khalifa, CPA, MBA, Chief Financial Officer  
DATE: February 28, 2024  
SUBJECT: Monthly Financial Reports

---

### RECOMMENDATION

Receive and file the Monthly Financial Reports.

### STRATEGIC PLAN

Goal #3: Be financially responsible and transparent.

### PRIOR BOARD ACTION/DISCUSSION

None.

### DISCUSSION

The attached Treasurer's status reports reflect the performance of Mesa Water's cash and investment accounts.

### FINANCIAL IMPACT

None.

### ATTACHMENTS

Attachment A: Monthly Treasurer's Status Report on Investments as of 1/31/24  
Attachment B: Monthly Treasurer's Status Report on Investments as of 12/31/23

**Mesa Water District**  
**Monthly Treasurer's Status Report on Investments**  
**1/31/2024**



Investments are in compliance with the Investment Policy adopted as Resolution 1575 of the Mesa Water District Board of Directors. The liquidity of investments will meet cash flow needs for the next six months except under unforeseen catastrophic circumstances.

<b>INVESTMENTS</b>	<b>Maturity Date</b>	<b>Days to Maturity</b>	<b>YTM@Cost</b>	<b>Cost Value</b>	<b>% of Portfolio</b>	<b>Policy % Limit</b>	<b>Market Value</b>
Local Agency Investment Fund (LAIF)	Liquid	1	4.33%	1,134.37	0.00%	No Limit	1,134.37
Orange County Investment Pool (OCIP)	Liquid	1	4.01%	15,961.39	0.07%	No Limit	15,961.39
Miscellaneous Cash (Petty, Emergency, etc.)	Liquid	1	0.00%	14,000.00	0.06%	N/A	14,000.00
<b>US Bank Custody Account</b>							
Negotiable Certificate of Deposit	Various	548	1.45%	7,454,000.00	29.75%	30.00%	7,180,188.46
US Agency Bonds	Various	607	0.78%	11,298,718.79	44.22%	No Limit	10,672,998.90
US Treasury Bonds	Various	529	0.55%	1,488,816.64	5.87%	No Limit	1,417,550.00
<b>Sub Total / Average</b>		<b>579</b>	<b>1.01%</b>	<b>20,241,535.43</b>			<b>19,270,737.36</b>
US Bank Custody Account	Liquid	1	4.95%	501,745.17	2.08%	No Limit	501,745.17
Pacific Premier Bank	Liquid	1	1.25%	4,332,715.77	17.95%	No Limit	4,332,715.77
<b>Total / Average</b>		<b>463</b>	<b>1.14%</b>	<b>\$ 25,107,092.13</b>	<b>100.00%</b>		<b>\$ 24,136,294.06</b>

<b>PARS OPEB &amp; PENSION TRUS</b>	<b>Monthly Rate of Return</b>	<b>Cost Value</b>	<b>Market Value</b>
Public Agency Retirement Services (PARS)			
Capital Appreciation HighMark PLUS Fund			
OPEB	-0.02%	2,131,616.92	2,261,796.99
Pension Trust	-0.01%	\$ 13,390,300.86	\$ 14,511,145.39
		<b>\$ 15,521,917.78</b>	<b>\$ 16,772,942.38</b>

**PARS OPEB & Pension Trust Benchmark | S & P 500 Index**  
 1 Month | 1.59 %

<b>RISK RETENTION CORPORATION</b>	<b>Monthly Rate of Return</b>	<b>Balance</b>
Pacific Premier Bank	N/A	\$ 153,212.76

**California | Local Government Investment Pools**

**(1) Local Agency Investment Fund | LAIF** includes funds designated for allocation of working capital cash to reserves, working capital cash and advances for construction. LAIF market value on Monthly Treasurer's Status Report on Investments for months between quarters is the dollar amount invested times the fair market value Fair Value factor of prior quarter end. The general ledger LAIF carrying value reflects market value (unrealized gains and losses) only at fiscal year end. LAIF provides the Fair Value factor as of March 31, June 30, September 30 and December 31 each year. LAIF market value on this report is based on the December 2023 Fair Value Factor of 0.993543131.

**(2) Orange County Treasurer's Investment Pool | OCIP** - The 2024 Net Asset Value Factor is estimated at 1.00, and the interest rate is the Monthly Net Yield.

**Weighted Average Return**

Mesa Water® Funds | 1.14 %

Benchmark: 3 Month Treasury Bill - January 2024 | 5.45 %

**Weighted Average Maturity**

Years | 1.27 Days | 463

Mesa Water District  
Transactions Summary  
Monthly Treasurer's Status Report - Investment Activity  
Group By: Action  
Portfolio / Report Group: Report Group | Treasurer's Report  
Begin Date: 12/31/2023, End Date: 01/31/2024

Description	CUSIP/Ticker	YTM @ Cost	Settlement Date	Maturity Date	Face Amount/Shares	Principal	Interest/Dividends	Total
<b>Interest</b>								
Live Oak Banking NC 0.5 2/10/2026	538036NE0	0.000	1/1/2024	2/10/2026	0.00	0.00	105.74	105.74
Seattle Bank WA 0.75 6/2/2025-20	81258PKJ1	0.000	1/2/2024	6/2/2025	0.00	0.00	158.61	158.61
Discover Bank3.4 7/6/2027	254673L38	0.000	1/6/2024	7/6/2027	0.00	0.00	4,199.23	4,199.23
FHLMC 0.45 7/8/2024-22	3134GV4S4	0.000	1/8/2024	7/8/2024	0.00	0.00	1,687.50	1,687.50
Apex Bank TN 0.95 5/8/2025	03753XBK5	0.000	1/8/2024	5/8/2025	0.00	0.00	200.91	200.91
Farm Bureau Bank NV 0.25 7/9/2024	307660LK4	0.000	1/9/2024	7/9/2024	0.00	0.00	52.87	52.87
Medallion Bank UT 0.6 7/15/2025	58404DHM6	0.000	1/15/2024	7/15/2025	0.00	0.00	126.89	126.89
Goldman Sachs NY 3.3 1/16/2024	38148P4E4	0.000	1/16/2024	1/16/2024	0.00	0.00	4,075.73	4,075.73
Evergreen Bank IL 4 12/16/2026	300185LF0	0.000	1/16/2024	12/16/2026	0.00	0.00	845.92	845.92
Texas Exchange Bank TX 0.6 12/18/2025	88241TJR2	0.000	1/18/2024	12/18/2025	0.00	0.00	126.89	126.89
Garnett State Bank 1.7 11/19/2024	366526AW1	0.000	1/19/2024	11/19/2024	0.00	0.00	359.52	359.52
FFCB 1.32 1/21/2025	3133ENLU2	0.000	1/21/2024	1/21/2025	0.00	0.00	1,650.00	1,650.00
Citizens State Bank 1.7 11/22/2024	176688CR8	0.000	1/22/2024	11/22/2024	0.00	0.00	359.52	359.52
Celtic Bank UT 1.65 10/23/2024	15118RSV0	0.000	1/23/2024	10/23/2024	0.00	0.00	348.94	348.94
Eaglebank MD 2.5 5/24/2024	27002YEN2	0.000	1/24/2024	5/24/2024	0.00	0.00	528.70	528.70
UBS Bank UT 0.95 8/25/2026	90348JS50	0.000	1/25/2024	8/25/2026	0.00	0.00	200.91	200.91
FNMA 0.6 7/29/2025-22	3136G4D75	0.000	1/29/2024	7/29/2025	0.00	0.00	750.00	750.00
Toyota Financial Savings NV 0.95 7/29/2026	89235MLE9	0.000	1/29/2024	7/29/2026	0.00	0.00	1,187.68	1,187.68
Enerbank UT 1.15 4/29/2024	29278TNY2	0.000	1/29/2024	4/29/2024	0.00	0.00	243.20	243.20
Alliant Credit Union IL 4.85 12/30/2027	01882MAA0	0.000	1/30/2024	12/30/2027	0.00	0.00	1,021.56	1,021.56
First Commercial Bank MS 0.3 3/31/2025	31984GFK0	0.000	1/30/2024	3/31/2025	0.00	0.00	63.44	63.44
Bankwell Bank CT 0.35 1/30/2024	06654BCM1	0.000	1/30/2024	1/30/2024	0.00	0.00	439.33	439.33
Transportation Alliance Bank 0.4 1/30/2025	89388CFD5	0.000	1/30/2024	1/30/2025	0.00	0.00	83.91	83.91
First Freedom Bank 1.1 4/30/2024	32027BAM9	0.000	1/30/2024	4/30/2024	0.00	0.00	232.63	232.63
Morgan Stanley UT 3.05 1/31/2024	61690UDV9	0.000	1/31/2024	1/31/2024	0.00	0.00	3,782.33	3,782.33
Signature Federal CR 4.4 1/31/2028	82671DAB3	0.000	1/31/2024	1/31/2028	0.00	0.00	930.51	930.51
Morgan Stanley NY 3.05 1/31/2024	61760AVF3	0.000	1/31/2024	1/31/2024	0.00	0.00	3,782.33	3,782.33
T-Note 0.625 7/31/2026	91282CCP4	0.000	1/31/2024	7/31/2026	0.00	0.00	781.25	781.25
T-Note 0.375 1/31/2026	91282CBH3	0.000	1/31/2024	1/31/2026	0.00	0.00	468.75	468.75
US Bank   Custodian MM	MM65000	0.000	1/31/2024	N/A	0.00	0.00	7,689.99	7,689.99
<b>Sub Total / Average Interest</b>					<b>0.00</b>	<b>0.00</b>	<b>36,484.79</b>	<b>36,484.79</b>



Description	CUSIP/Ticker	YTM @ Cost	Settlement Date	Maturity Date	Face Amount/Shares	Principal	Interest/Dividends	Total
<b>Matured</b>								
Goldman Sachs NY 3.3 1/16/2024	38148P4E4	0.000	1/16/2024	1/16/2024	245,000.00	245,000.00	0.00	245,000.00
Bankwell Bank CT 0.35 1/30/2024	06654BCM1	0.000	1/30/2024	1/30/2024	249,000.00	249,000.00	0.00	249,000.00
Morgan Stanley UT 3.05 1/31/2024	61690UDV9	0.000	1/31/2024	1/31/2024	246,000.00	246,000.00	0.00	246,000.00
Morgan Stanley NY 3.05 1/31/2024	61760AVF3	0.000	1/31/2024	1/31/2024	246,000.00	246,000.00	0.00	246,000.00
<b>Sub Total / Average Matured</b>					<b>986,000.00</b>	<b>986,000.00</b>	<b>0.00</b>	<b>986,000.00</b>

Mesa Water District  
Portfolio Holdings  
Compliance Report | Investment Policy - Detail  
Report Format: By Transaction  
Group By: Asset Category  
Average By: Face Amount / Shares  
Portfolio / Report Group: Report Group | Treasurer's Report  
As of 1/31/2024

Description	CUSIP/Ticker	% of Portfolio	Settlement Date	Maturity Date	Days To Maturity	Face Amount/Shares	Cost Value	Market Value	YTM @ Cost	Security Sector
<b>01. LAIF   Policy - 75M Per Account</b>										
LAIF LGIP	LGIP0012	0.00	6/30/2010	N/A	1	1,134.37	1,134.37	1,134.37	4.326	Local Government Investment Pool
<b>Sub Total / Average 01. LAIF   Policy - 75M Per Account</b>		<b>0.00</b>			<b>1</b>	<b>1,134.37</b>	<b>1,134.37</b>	<b>1,134.37</b>	<b>4.326</b>	
<b>02. Orange County LGIP - OCIP   Policy - No Limit</b>										
Orange County Investment Pool LGIP	LGIP9LC	0.06	9/30/2011	N/A	1	15,961.39	15,961.39	15,961.39	4.012	Local Government Investment Pool
<b>Sub Total / Average 02. Orange County LGIP - OCIP   Policy - No Limit</b>		<b>0.06</b>			<b>1</b>	<b>15,961.39</b>	<b>15,961.39</b>	<b>15,961.39</b>	<b>4.012</b>	
<b>03. Miscellaneous Cash ( Petty   Emergency )</b>										
Miscellaneous Cash	CASH	0.06	6/30/2015	N/A	1	14,000.00	14,000.00	14,000.00	0.000	Cash
<b>Sub Total / Average 03. Miscellaneous Cash ( Petty   Emergency )</b>		<b>0.06</b>			<b>1</b>	<b>14,000.00</b>	<b>14,000.00</b>	<b>14,000.00</b>	<b>0.000</b>	
<b>04. Negotiable CD30%</b>										
Enerbank UT 1.15 4/29/2024	29278TNY2	0.99	4/29/2020	4/29/2024	89	249,000.00	249,000.00	246,552.33	1.150	Certificate Of Deposit
First Freedom Bank 1.1 4/30/2024	32027BAM9	0.99	4/30/2020	4/30/2024	90	249,000.00	249,000.00	246,527.43	1.100	Certificate Of Deposit
Capital One VA 2.65 5/22/2024	14042RLP4	0.98	5/22/2019	5/22/2024	112	246,000.00	246,000.00	244,108.26	2.650	Certificate Of Deposit
Eaglebank MD 2.5 5/24/2024	27002YEN2	0.99	5/24/2019	5/24/2024	114	249,000.00	249,000.00	246,945.75	2.500	Certificate Of Deposit
Farm Bureau Bank NV 0.25 7/9/2024	307660LK4	0.99	10/9/2020	7/9/2024	160	249,000.00	249,000.00	243,805.86	0.250	Certificate Of Deposit
Luana Savings Bank IA 0.2 8/19/2024	549104WN3	0.99	2/19/2021	8/19/2024	201	249,000.00	249,000.00	242,580.78	0.200	Certificate Of Deposit
Synchrony Bank UT 0.55 9/3/2024	87164WA73	0.99	9/3/2021	9/3/2024	216	249,000.00	249,000.00	242,794.92	0.550	Certificate Of Deposit
Sallie Mae Bank UT 1.9 10/16/2024	7954504P7	0.98	10/17/2019	10/16/2024	259	247,000.00	247,000.00	241,785.83	1.900	Certificate Of Deposit
Celtic Bank UT 1.65 10/23/2024	15118RSV0	0.99	10/23/2019	10/23/2024	266	249,000.00	249,000.00	243,150.99	1.650	Certificate Of Deposit
Garnett State Bank 1.7 11/19/2024	366526AW1	0.99	11/19/2019	11/19/2024	293	249,000.00	249,000.00	242,730.18	1.700	Certificate Of Deposit
Citizens State Bank 1.7 11/22/2024	176688CR8	0.99	11/22/2019	11/22/2024	296	249,000.00	249,000.00	242,672.91	1.700	Certificate Of Deposit
Transportation Alliance Bank 0.4 1/30/2025	89388CFD5	0.98	8/3/2021	1/30/2025	365	247,000.00	247,000.00	236,366.65	0.400	Certificate Of Deposit
BMO Harris Bank IL 0.5 3/28/2025-20	05600XAY6	0.99	9/28/2020	3/28/2025	422	249,000.00	249,000.00	237,062.94	0.500	Certificate Of Deposit
Baycoast Bank MA 0.9 3/31/2025	072727BG4	0.99	3/31/2020	3/31/2025	425	248,000.00	248,000.00	237,197.12	0.900	Certificate Of Deposit
First Commercial Bank MS 0.3 3/31/2025	31984GFK0	0.99	9/30/2020	3/31/2025	425	249,000.00	249,000.00	236,380.68	0.300	Certificate Of Deposit
Flagstar Bank MI 1.25 4/30/2025	33847E3A3	0.99	4/30/2020	4/30/2025	455	248,000.00	248,000.00	237,564.16	1.250	Certificate Of Deposit

Description	CUSIP/Ticker	% of Portfolio	Settlement Date	Maturity Date	Days To Maturity	Face Amount/Shares	Cost Value	Market Value	YTM @ Cost	Security Sector
Apex Bank TN 0.95 5/8/2025	03753XBK5	0.99	5/8/2020	5/8/2025	463	249,000.00	249,000.00	237,364.23	0.950	Certificate Of Deposit
Seattle Bank WA 0.75 6/2/2025-20	81258PKJ1	0.99	6/2/2020	6/2/2025	488	249,000.00	249,000.00	236,203.89	0.750	Certificate Of Deposit
Medallion Bank UT 0.6 7/15/2025	58404DHM6	0.99	7/15/2020	7/15/2025	531	249,000.00	249,000.00	234,714.87	0.600	Certificate Of Deposit
BMW Bank UT 0.5 9/25/2025	05580AXF6	0.99	9/25/2020	9/25/2025	603	249,000.00	249,000.00	232,912.11	0.500	Certificate Of Deposit
Texas Exchange Bank TX 0.6 12/18/2025	88241TJR2	0.99	12/18/2020	12/18/2025	687	249,000.00	249,000.00	231,358.35	0.600	Certificate Of Deposit
JPMorgan Chase OH 0.5 12/29/2025-21	48128UUZ0	0.99	12/29/2020	12/29/2025	698	249,000.00	249,000.00	230,803.08	0.500	Certificate Of Deposit
Live Oak Banking NC 0.5 2/10/2026	538036NE0	0.99	2/10/2021	2/10/2026	741	249,000.00	249,000.00	229,799.61	0.500	Certificate Of Deposit
Toyota Financial Savings NV 0.95 7/29/2026	89235MLE9	0.99	7/29/2021	7/29/2026	910	248,000.00	248,000.00	228,365.84	0.950	Certificate Of Deposit
UBS Bank UT 0.95 8/25/2026	90348JS50	0.99	8/25/2021	8/25/2026	937	249,000.00	249,000.00	228,751.32	0.950	Certificate Of Deposit
Capital One Bank VA 1.1 11/17/2026	14042TDW4	0.99	11/17/2021	11/17/2026	1,021	248,000.00	248,000.00	227,773.12	1.100	Certificate Of Deposit
Evergreen Bank IL 4 12/16/2026	300185LF0	0.99	12/16/2022	12/16/2026	1,050	249,000.00	249,000.00	247,677.81	4.000	Certificate Of Deposit
Discover Bank3.4 7/6/2027	254673L38	0.97	7/6/2022	7/6/2027	1,252	245,000.00	245,000.00	239,367.45	3.400	Certificate Of Deposit
Alliant Credit Union IL 4.85 12/30/2027	01882MAA0	0.99	12/30/2022	12/30/2027	1,429	248,000.00	248,000.00	254,884.48	4.850	Certificate Of Deposit
Signature Federal CR 4.4 1/31/2028	82671DAB3	0.99	1/31/2023	1/31/2028	1,461	249,000.00	249,000.00	251,985.51	4.400	Certificate Of Deposit
<b>Sub Total / Average 04. Negotiable CD30%</b>		<b>29.66</b>			<b>548</b>	<b>7,454,000.00</b>	<b>7,454,000.00</b>	<b>7,180,188.46</b>	<b>1.423</b>	

#### 05. US Agency - No Limit

FHLMC 0.5 5/20/2024-22	3134GVXR4	1.99	5/21/2020	5/20/2024	110	500,000.00	501,793.25	492,625.00	0.409	US Agency
FHLMC 0.45 7/8/2024-22	3134GV4S4	2.98	7/13/2020	7/8/2024	159	750,000.00	752,676.75	734,685.00	0.360	US Agency
FHLMC 0.35 9/30/2024-22	3134GWVM5	0.99	9/30/2020	9/30/2024	243	250,000.00	250,748.13	242,412.50	0.275	US Agency
FFCB 0.3 11/12/2024-21	3133EMQQ8	0.99	3/2/2021	11/12/2024	286	250,000.00	249,487.50	240,922.50	0.356	US Agency
FFCB 1.32 1/21/2025	3133ENLU2	0.99	3/17/2022	1/21/2025	356	250,000.00	244,844.50	241,917.50	2.070	US Agency
FFCB 0.32 2/3/2025-21	3133EMPV8	0.99	2/5/2021	2/3/2025	369	250,000.00	250,148.18	239,112.50	0.305	US Agency
FHLB 0.625 2/24/2025-22	3130ANQ86	0.99	8/24/2021	2/24/2025	390	250,000.00	250,996.00	240,485.00	0.510	US Agency
FFCB 0.43 3/3/2025	3133EMSJ2	0.99	3/3/2021	3/3/2025	397	250,000.00	249,747.50	239,735.00	0.455	US Agency
FHLB 0.5 3/10/2025-21	3130ALDZ4	0.99	3/24/2021	3/10/2025	404	250,000.00	250,000.00	239,732.50	0.500	US Agency
FHLMC 0.7 5/13/2025-21	3134GVSY5	1.99	5/13/2020	5/13/2025	468	500,000.00	501,600.00	475,825.00	0.635	US Agency
FFCB 0.6 6/16/2025-22	3133EMH47	0.99	6/17/2021	6/16/2025	502	250,000.00	250,687.50	236,617.50	0.530	US Agency
FNMA 0.6 7/29/2025-22	3136G4D75	0.99	12/18/2020	7/29/2025	545	250,000.00	251,610.25	236,355.00	0.459	US Agency
FNMA 0.5 8/14/2025-23	3135G05S8	0.99	4/29/2021	8/14/2025	561	250,000.00	248,875.00	235,560.00	0.606	US Agency
FNMA 0.375 8/25/2025	3135G05X7	0.99	11/12/2020	8/25/2025	572	250,000.00	249,231.00	234,957.50	0.440	US Agency
FFCB 0.53 9/29/2025-21	3133EMBH4	1.99	6/17/2021	9/29/2025	607	500,000.00	497,500.00	468,630.00	0.649	US Agency
FHLMC 0.4 9/30/2025-21	3134GWVP8	0.99	9/30/2020	9/30/2025	608	250,000.00	250,000.00	233,817.50	0.400	US Agency
FHLMC 0.65 10/27/2025-21	3134GW5R3	1.49	5/25/2021	10/27/2025	635	375,000.00	375,000.00	351,435.00	0.650	US Agency
FHLMC 0.45 10/29/2025-21	3134GW3J3	0.99	4/22/2021	10/29/2025	637	250,000.00	248,237.50	233,175.00	0.608	US Agency
FNMA 0.54 11/3/2025-22	3135GA2G5	1.99	10/30/2020	11/3/2025	642	500,000.00	501,999.50	466,490.00	0.459	US Agency
FNMA 0.56 11/17/2025-22	3135GA2Z3	1.29	11/17/2020	11/17/2025	656	325,000.00	325,322.73	303,446.00	0.540	US Agency
FNMA 0.58 11/25/2025-22	3135GA5E7	0.99	11/30/2020	11/25/2025	664	250,000.00	250,983.75	232,835.00	0.499	US Agency

Description	CUSIP/Ticker	% of Portfolio	Settlement Date	Maturity Date	Days To Maturity	Face Amount/Shares	Cost Value	Market Value	YTM @ Cost	Security Sector
FFCB 0.47 12/22/2025-22	3133EMLC4	0.99	12/22/2020	12/22/2025	691	250,000.00	250,747.00	231,595.00	0.410	US Agency
FFCB 0.45 2/2/2026-23	3133EMPD8	1.19	3/2/2021	2/2/2026	733	300,000.00	295,947.00	277,824.00	0.730	US Agency
FHLB 0.53 2/10/2026	3130AKWW2	1.23	8/19/2021	2/10/2026	741	310,000.00	308,124.50	287,118.90	0.667	US Agency
FHLB 0.625 2/24/2026-21	3130AL7M0	0.99	3/2/2021	2/24/2026	755	250,000.00	248,487.50	231,825.00	0.749	US Agency
FFCB 0.8 3/9/2026-23	3133EMSU7	0.99	9/24/2021	3/9/2026	768	250,000.00	250,702.50	232,270.00	0.736	US Agency
FHLB 0.6 3/10/2026-21	3130ALFX7	0.99	3/10/2021	3/10/2026	769	250,000.00	248,237.50	231,262.50	0.743	US Agency
FHLB 0.75 3/16/2026-21	3130ALF33	0.99	3/24/2021	3/16/2026	775	250,000.00	250,000.00	231,880.00	0.750	US Agency
FHLB 0.85 3/30/2026-21	3130ANY79	0.99	11/10/2021	3/30/2026	789	250,000.00	248,927.50	232,055.00	0.950	US Agency
FHLMC 1.03 4/29/2026-22	3130ALZM9	0.99	4/29/2021	4/29/2026	819	250,000.00	251,507.75	232,580.00	0.906	US Agency
FHLB 0.875 5/26/2026-21	3130AMHB1	0.99	5/28/2021	5/26/2026	846	250,000.00	250,500.00	231,097.50	0.834	US Agency
FFCB 0.9 6/15/2026-22	3133EMH21	0.99	6/17/2021	6/15/2026	866	250,000.00	250,800.00	230,880.00	0.834	US Agency
FFCB 0.94 9/28/2026-22	3133EM6E7	0.99	9/28/2021	9/28/2026	971	250,000.00	250,862.50	228,912.50	0.869	US Agency
FHLMC 0.8 10/27/2026-21	3134GW4C7	0.99	11/10/2021	10/27/2026	1,000	250,000.00	246,800.00	227,442.50	1.065	US Agency
FHLB 3.125 10/29/2026-24	3130ARUF6	0.99	5/12/2022	10/29/2026	1,002	250,000.00	250,000.00	241,662.50	3.125	US Agency
FFCB 1.46 11/30/2026-23	3133ENFP0	0.99	11/30/2021	11/30/2026	1,034	250,000.00	251,687.50	231,007.50	1.320	US Agency
FFCB 1.68 3/10/2027	3133ENRD4	0.99	3/17/2022	3/10/2027	1,134	250,000.00	243,898.50	232,760.00	2.200	US Agency
FHLB 3 4/21/2027-23	3130ARJF9	0.99	4/21/2022	4/21/2027	1,176	250,000.00	250,000.00	240,055.00	3.000	US Agency
<b>Sub Total / Average 05. US Agency - No Limit</b>		<b>45.01</b>			<b>611</b>	<b>11,310,000.00</b>	<b>11,298,718.79</b>	<b>10,672,998.90</b>	<b>0.780</b>	
<b>06. US Treasury - No Limit</b>										
T-Note 0.25 6/15/2024	91282CCG4	0.99	9/24/2021	6/15/2024	136	250,000.00	249,464.78	245,507.50	0.329	US Treasury
T-Note 0.375 4/30/2025	912828ZL7	0.99	7/1/2021	4/30/2025	455	250,000.00	248,296.00	237,432.50	0.555	US Treasury
T-Note 0.375 4/30/2025	912828ZL7	0.99	8/19/2021	4/30/2025	455	250,000.00	249,312.75	237,432.50	0.450	US Treasury
T-Note 0.25 6/30/2025	912828ZW3	0.99	4/22/2021	6/30/2025	516	250,000.00	247,256.86	235,752.50	0.515	US Treasury
T-Note 0.375 1/31/2026	91282CBH3	0.99	4/29/2021	1/31/2026	731	250,000.00	245,973.50	231,757.50	0.720	US Treasury
T-Note 0.625 7/31/2026	91282CCP4	0.99	9/24/2021	7/31/2026	912	250,000.00	248,512.75	229,667.50	0.750	US Treasury
<b>Sub Total / Average 06. US Treasury - No Limit</b>		<b>5.97</b>			<b>534</b>	<b>1,500,000.00</b>	<b>1,488,816.64</b>	<b>1,417,550.00</b>	<b>0.553</b>	
<b>07. US Bank MM Custody   Policy 50%</b>										
US Bank   Custodian MM	MM65000	2.00	7/31/2020	N/A	1	501,745.17	501,745.17	501,745.17	4.950	Money Market
<b>Sub Total / Average 07. US Bank MM Custody   Policy 50%</b>		<b>2.00</b>			<b>1</b>	<b>501,745.17</b>	<b>501,745.17</b>	<b>501,745.17</b>	<b>4.950</b>	
<b>09. Pacific Premier Bank   Policy - n/a</b>										
Pacific Premier Bank   Checking Cash	MM0831	17.24	5/28/2020	N/A	1	4,332,715.77	4,332,715.77	4,332,715.77	1.250	Cash
<b>Sub Total / Average 09. Pacific Premier Bank   Policy - n/a</b>		<b>17.24</b>			<b>1</b>	<b>4,332,715.77</b>	<b>4,332,715.77</b>	<b>4,332,715.77</b>	<b>1.250</b>	
<b>Total / Average</b>		<b>100</b>			<b>470</b>	<b>25,129,556.70</b>	<b>25,107,092.13</b>	<b>24,136,294.06</b>	<b>1.123</b>	

Mesa Water District  
Portfolio Holdings  
Investment Report | PARS Trust  
Report Format: By CUSIP / Ticker  
Group By: Portfolio Name  
Average By: Market Value  
Portfolio / Report Group: PARS OPEB Trust  
As of 1/31/2024

Description	CUSIP/Ticker	Security Type	Face Amount/Shares	Cost Value	Market Value
<b>PARS OPEB Trust</b>					
Columbia Contrarian Fund	19766M709	Mutual Fund	5,330.88	146,265.25	175,224.76
DFA Large Cap	233203868	Mutual Fund	4,535.57	110,051.39	118,650.57
Dodge & Cox International	256206103	Mutual Fund	982.74	42,936.30	46,904.79
Dodge & Cox Stock Fund	256219106	Mutual Fund	583.39	114,132.81	142,240.43
Dodge Cox Income	256210105	Mutual Fund	11,988.94	151,282.19	151,180.34
Doubeline Core Fix Income	258620301	Mutual Fund	16,143.77	166,938.19	150,459.78
Emerald Growth	317609253	Mutual Fund	4,462.42	102,774.32	105,803.81
Harbor Capital Appreciation	411512528	Mutual Fund	932.55	79,237.23	94,054.37
Hartford Schroders	41665X859	Mutual Fund	7,521.20	129,276.52	112,141.18
ishares MBS ETF	464288588	Mutual Fund	473.00	44,163.23	44,367.40
ishares Russell Mid Cap	464287499	Mutual Fund	2,323.00	157,829.39	178,011.49
ishares SP 500 Growth	464287309	Mutual Fund	1,193.00	71,753.84	92,147.32
iShares SP500	464287408	Mutual Fund	381.00	51,181.52	66,393.06
MFS International	552746356	Mutual Fund	1,212.47	46,595.61	48,401.37
PGIM Total Return Bond	74440B884	Mutual Fund	12,637.28	170,001.76	152,151.91
Undiscovered	904504479	Mutual Fund	1,377.86	107,260.83	107,789.49
US Bank PARS   OPEB Trust MM	MM4900	Money Market	91,543.38	91,543.38	91,543.38
Vanguard Growth & Income	921913208	Mutual Fund	3,667.28	303,898.61	339,114.83
Vanguard Real Estate	922908553	Mutual Fund	539.00	44,494.55	45,216.71
<b>Sub Total / Average PARS OPEB Trust</b>			<b>167,828.73</b>	<b>2,131,616.92</b>	<b>2,261,796.99</b>
<b>Total / Average</b>			<b>167,828.73</b>	<b>2,131,616.92</b>	<b>2,261,796.99</b>

Mesa Water District  
 Transactions Summary  
 Monthly Treasurer's Status Report - Investment Activity  
 Group By: Action  
 Portfolio / Report Group: PARS OPEB Trust  
 Begin Date: 12/31/2023, End Date: 01/31/2024

Description	CUSIP/Ticker	YTM @ Cost	Settlement Date	Maturity Date	Face Amount/Shares	Principal	Interest/Dividends	Total
<b>Buy</b>								
PGIM Total Return Bond	74440B884	0.000	1/31/2024	N/A	52.084	627.09	0.00	627.09
<b>Sub Total / Average Buy</b>					<b>52.084</b>	<b>627.09</b>	<b>0.00</b>	<b>627.09</b>
<b>Dividend</b>								
PGIM Total Return Bond	74440B884	0.000	1/31/2024	N/A	0.00	0.00	627.09	627.09
<b>Sub Total / Average Dividend</b>					<b>0.00</b>	<b>0.00</b>	<b>627.09</b>	<b>627.09</b>
<b>Interest</b>								
US Bank PARS   OPEB Trust MM	MM4900	0.000	1/31/2024	N/A	0.00	0.00	0.40	0.40
US Bank PARS   OPEB Trust MM	MM4900	0.000	1/31/2024	N/A	0.00	0.00	423.21	423.21
<b>Sub Total / Average Interest</b>					<b>0.00</b>	<b>0.00</b>	<b>423.61</b>	<b>423.61</b>

Mesa Water District  
Portfolio Holdings  
Investment Report | PARS Trust  
Report Format: By CUSIP / Ticker  
Group By: Portfolio Name  
Average By: Market Value  
Portfolio / Report Group: PARS Pension Trust  
As of 1/31/2024

Description	CUSIP/Ticker	Security Type	Face Amount/Shares	Cost Value	Market Value
<b>PARS Pension Trust</b>					
Columbia Contrarian Fund	19766M709	Mutual Fund	34,198.61	930,009.18	1,124,108.04
DFA Large Cap	233203868	Mutual Fund	29,105.33	700,056.93	761,395.47
Dodge & Cox International	256206103	Mutual Fund	6,304.56	254,376.87	300,916.50
Dodge & Cox Stock Fund	256219106	Mutual Fund	3,742.66	705,467.93	912,530.28
Dodge Cox Income	256210105	Mutual Fund	76,934.83	972,013.77	970,148.31
Doubeline Core Fix Income	258620301	Mutual Fund	103,597.01	1,078,845.53	965,523.91
Emerald Growth	317609253	Mutual Fund	28,636.19	657,467.22	678,964.25
Harbor Capital Appreciation	411512528	Mutual Fund	5,984.11	525,206.41	603,557.03
Hartford Schroders	41665X859	Mutual Fund	47,537.83	820,188.41	708,788.82
ishares MBS ETF	464288588	Mutual Fund	3,040.00	284,208.23	285,152.00
ishares Russell Mid Cap	464287499	Mutual Fund	14,903.00	834,388.71	1,142,016.89
ishares SP 500 Growth	464287309	Mutual Fund	7,661.00	458,148.65	591,735.64
iShares SP500	464287408	Mutual Fund	2,447.00	322,021.06	426,414.22
MFS International	552746356	Mutual Fund	7,777.68	277,492.73	310,484.95
PGIM Total Return Bond	74440B884	Mutual Fund	80,449.70	1,097,885.79	968,614.58
Undiscovered	904504479	Mutual Fund	8,680.00	663,842.46	679,036.16
US Bank PARS   Pension Trust MM	MM4901	Money Market	616,983.20	616,983.20	616,983.20
Vanguard Growth & Income	921913208	Mutual Fund	23,515.00	1,905,695.50	2,174,431.85
Vanguard Real Estate	922908553	Mutual Fund	3,461.00	286,002.28	290,343.29
<b>Sub Total / Average PARS Pension Trust</b>			<b>1,104,958.71</b>	<b>13,390,300.86</b>	<b>14,511,145.39</b>
<b>Total / Average</b>			<b>1,104,958.71</b>	<b>13,390,300.86</b>	<b>14,511,145.39</b>

Mesa Water District  
 Transactions Summary  
 Monthly Treasurer's Status Report - Investment Activity  
 Group By: Action  
 Portfolio / Report Group: PARS Pension Trust  
 Begin Date: 12/31/2023, End Date: 01/31/2024

Description	CUSIP/Ticker	YTM @ Cost	Settlement Date	Maturity Date	Face Amount/Shares	Principal	Interest/Dividends	Total
<b>Dividend</b>								
PGIM Total Return Bond	74440B884	0.000	1/31/2024	N/A	0.00	0.00	4,008.70	4,008.70
<b>Sub Total / Average Dividend</b>					<b>0.00</b>	<b>0.00</b>	<b>4,008.70</b>	<b>4,008.70</b>
<b>Interest</b>								
US Bank PARS   Pension Trust MM	MM4901	0.000	1/31/2024	N/A	0.00	0.00	5.37	5.37
US Bank PARS   Pension Trust MM	MM4901	0.000	1/31/2024	N/A	0.00	0.00	2,834.39	2,834.39
<b>Sub Total / Average Interest</b>					<b>0.00</b>	<b>0.00</b>	<b>2,839.76</b>	<b>2,839.76</b>



**Mesa Water District**  
**Quarterly Treasurer's Report on Investments**  
**As of 12/31/2023**



Investments are in compliance with the Investment Policy adopted as Resolution 1575 of the Mesa Water District Board of Directors. The liquidity of investments will meet cash flow needs for the next six months except under unforeseen catastrophic circumstances.

<b>INVESTMENTS</b>	<b>Maturity Date</b>	<b>Days to Maturity</b>	<b>Yield to Maturity @ Cost</b>	<b>Cost Value</b>	<b>% of Portfolio</b>	<b>Policy % Limit</b>	<b>Market Value</b>	<b>Interest Year to Date</b>	<b>Notes</b>
Local Agency Investment Fund (LAIF)	Liquid	1	3.93%	1,123.09	0.00%	No Limit	1,123.09	18.71	1,4
Orange County Investment Pool (OCIP) *	Liquid	1	4.40%	15,835.15	0.06%	No Limit	15,835.15	6,455.92	1,6
Miscellaneous (Petty Cash, Emergency Cash, etc.)	Liquid	1	0.00%	14,000.00	0.05%	N/A	14,000.00	0.00	
US Bank Custody Account									2,5
Negotiable Certificate of Deposit	Various	510	1.56%	8,440,000.00	30.04%	30.00%	8,097,942.59	74,946.50	
US Agency Bonds	Various	638	0.78%	11,298,718.79	39.48%	No Limit	10,637,810.80	58,094.90	
US Treasury Bonds	Various	560	0.55%	1,488,816.64	5.24%	No Limit	1,412,492.50	5,453.18	
<b>Sub Total / Average</b>		<b>581</b>	<b>1.08%</b>	<b>21,227,535.43</b>			<b>20,148,245.89</b>	<b>138,494.58</b>	
US Bank Custody Account	Liquid	1	4.99%	2,075,338.66	7.70%	No Limit	2,075,338.66	14,205.53	
Pacific Premier Bank	Liquid	1	1.25%	4,699,121.57	17.43%	No Limit	4,699,121.57	0.00	1,3
<b>Total   Average</b>		<b>435</b>	<b>1.41%</b>	<b>\$28,032,953.90</b>	<b>100.00%</b>		<b>\$26,953,664.36</b>	<b>\$159,174.74</b>	

<b>PARS OPEB &amp; Pension Trust</b>	<b>1 Month Rate of Return</b>	<b>3 Month Rate of Return</b>	<b>Cost Value</b>	<b>Market Value</b>
Public Agency Retirement Services (PARS)				
Capital Appreciation HighMark PLUS Fund				
OPEB	5.09%	10.40%	2,131,457.89	2,263,137.49
Pension Trust	5.08%	10.39%	13,389,168.09	14,518,884.94
<b>Benchmark - S &amp; P 500 Index</b>			<b>15,520,625.98</b>	<b>16,782,022.43</b>
1 Month   4.61 % 3 Month   11.33 % 1 YEAR   23.79 %				

**Sources of Market Value Valuation - Account Statements**

LAIF, OCIP & US Bank

**Local Agency Investment Fund (LAIF)**

District LAIF includes the funds designated for advances; construction, customer deposits, working capital cash and monies to pay COP principal/interest payments.

**Weighted Average Return | 1.411 %**

Benchmark: 3 Month Treasury Bill - December | 5.44 %

**Weighted Average Maturity | 1.2 Years**

Days to Maturity | 435

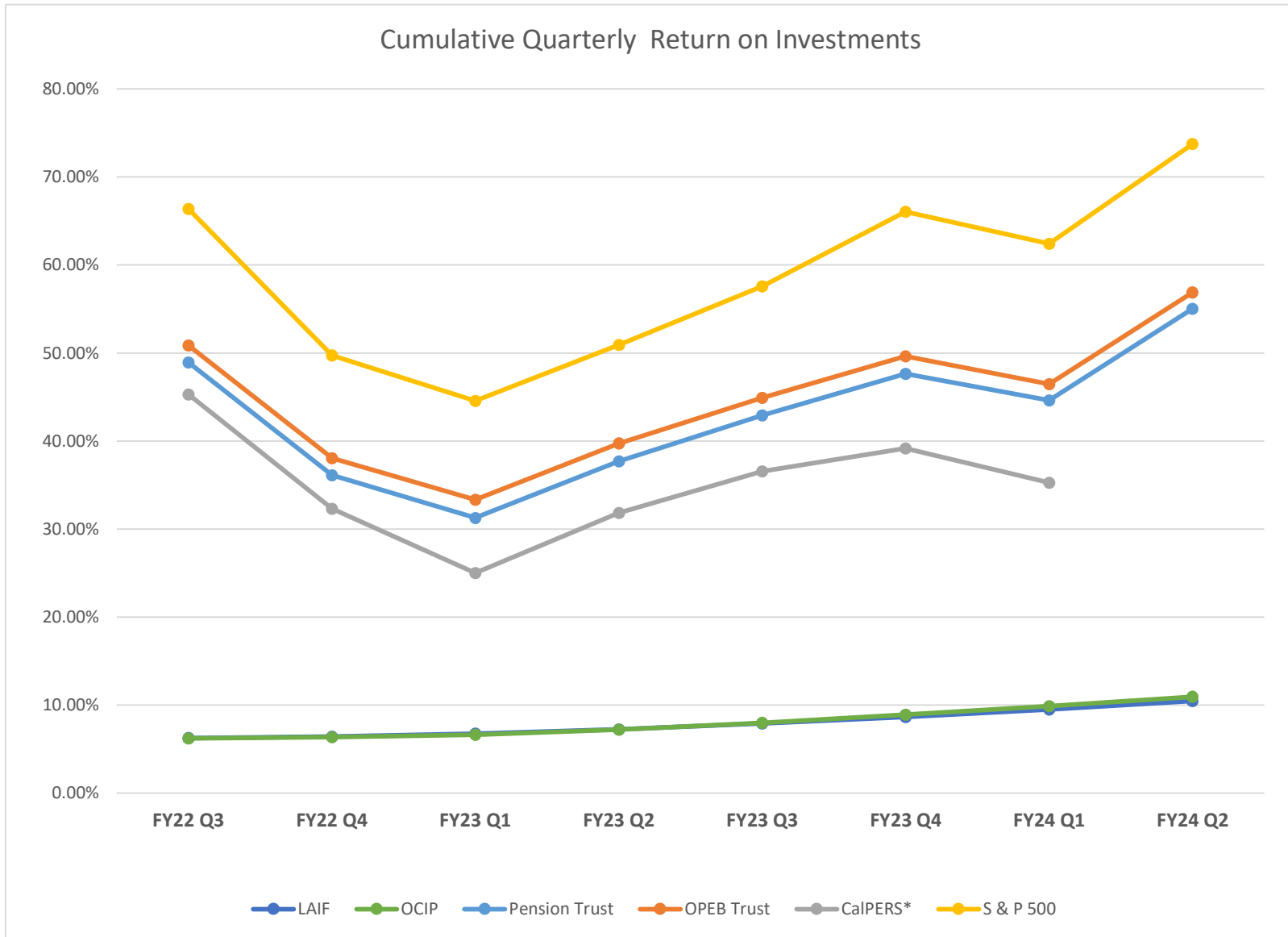
**Notes**

1. The interest or yield shown is for the current month net of fees.
2. The interest rate (Yield to Maturity @Cost) shown is the guaranteed annual interest rate for the term of the investment.
3. The rate shown is the Earnings Credit Rate. These earnings are applied against bank service charges; no actual monies are received.
4. LAIF general ledger carrying value reflects market value (unrealized gains/losses) only at fiscal year end. LAIF only provides the market value participation factor quarterly. The September \*Fair Value Factor is 0.986307739. The yield earned on the Treasurer's Reports does not reflect change in fair market value.
5. US Bank Custody Account general ledger carrying value reflects market value (unrealized gains/losses). The Yield earned does not reflect change in fair market value.
6. Orange County Investment Pool December 2023 | Net Asset Value is 1.00.

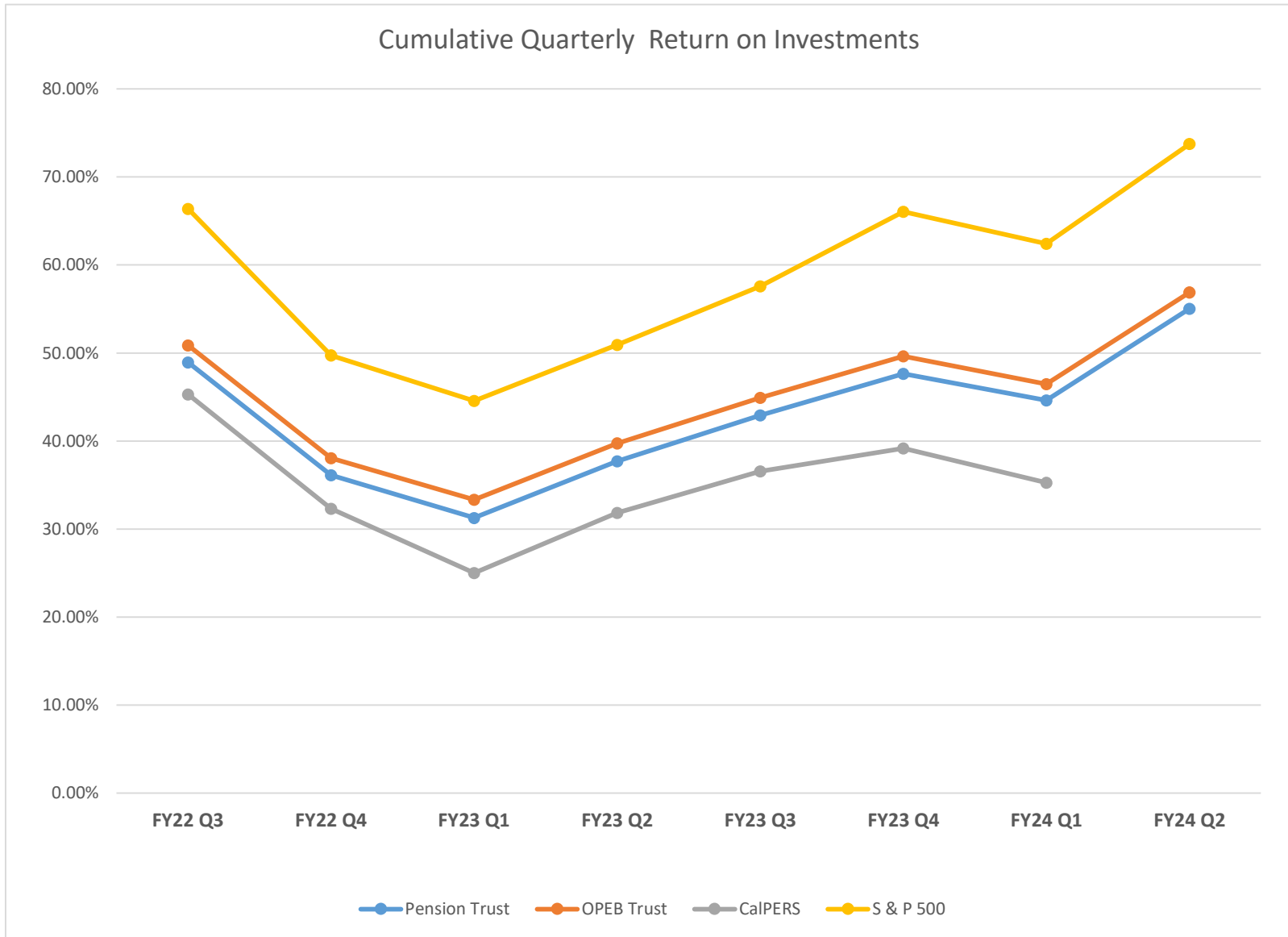
\*LAIF 12/31/2023 Fair Value Factor not available at reporting deadline; previous factor reported.

I certify that this report reflects the cash and investments of Mesa Water District and is in conformity with the Government Code requirements and the District Investment Policy/Guidelines in effect at the time of the investment.

*Marwan Khalifa*  
 Marwan Khalifa, CPA, MBA, District Treasurer



**\* CalPERS FY24 Q2 data was unavailable at time of publishing.**



**\* CalPERS FY24 Q2 data was unavailable at time of publishing.**

Mesa Water District  
Transactions Summary  
Quarterly Treasurer's Status Report - Investment Activity  
Group By: Action  
Portfolio / Report Group: Report Group | Treasurer's Report  
Begin Date: 09/30/2023, End Date: 12/31/2023

Description	CUSIP/Ticker	YTM @ Cost	Settlement Date	Maturity Date	Face Amount/Shares	Principal	Interest/Dividends	Total
<b>Interest</b>								
Live Oak Banking NC 0.5 2/10/2026	538036NE0	0.000	10/1/2023	2/10/2026	0.00	0.00	102.33	102.33
Seattle Bank WA 0.75 6/2/2025-20	81258PKJ1	0.000	10/2/2023	6/2/2025	0.00	0.00	153.49	153.49
Marlin Business Bank UT 1.7 12/4/2023	57116ATG3	0.000	10/2/2023	12/4/2023	0.00	0.00	347.92	347.92
Enterprise Bank & Trust 1.75 11/8/2023	29367SJR6	0.000	10/8/2023	11/8/2023	0.00	0.00	358.15	358.15
Apex Bank TN 0.95 5/8/2025	03753XBK5	0.000	10/8/2023	5/8/2025	0.00	0.00	194.42	194.42
Farm Bureau Bank NV 0.25 7/9/2024	307660LK4	0.000	10/9/2023	7/9/2024	0.00	0.00	51.16	51.16
LAIF LGIP	LGIP0012	0.000	10/15/2023	N/A	0.00	0.00	10.04	10.04
Medallion Bank UT 0.6 7/15/2025	58404DHM6	0.000	10/15/2023	7/15/2025	0.00	0.00	122.79	122.79
Evergreen Bank IL 4 12/16/2026	300185LF0	0.000	10/16/2023	12/16/2026	0.00	0.00	818.63	818.63
Sallie Mae Bank UT 1.9 10/16/2024	7954504P7	0.000	10/16/2023	10/16/2024	0.00	0.00	2,352.93	2,352.93
Texas Exchange Bank TX 0.6 12/18/2025	88241TJR2	0.000	10/18/2023	12/18/2025	0.00	0.00	122.79	122.79
Garnett State Bank 1.7 11/19/2024	366526AW1	0.000	10/19/2023	11/19/2024	0.00	0.00	347.92	347.92
FHLB 3 4/21/2027-23	3130ARJF9	0.000	10/21/2023	4/21/2027	0.00	0.00	3,750.00	3,750.00
Citizens State Bank 1.7 11/22/2024	176688CR8	0.000	10/22/2023	11/22/2024	0.00	0.00	347.92	347.92
Celtic Bank UT 1.65 10/23/2024	15118RSV0	0.000	10/23/2023	10/23/2024	0.00	0.00	337.68	337.68
Eaglebank MD 2.5 5/24/2024	27002YEN2	0.000	10/24/2023	5/24/2024	0.00	0.00	511.64	511.64
UBS Bank UT 0.95 8/25/2026	90348JS50	0.000	10/25/2023	8/25/2026	0.00	0.00	194.42	194.42
FHLMC 0.8 10/27/2026-21	3134GW4C7	0.000	10/27/2023	10/27/2026	0.00	0.00	1,000.00	1,000.00
FHLMC 0.65 10/27/2025-21	3134GW5R3	0.000	10/27/2023	10/27/2025	0.00	0.00	1,218.75	1,218.75
FHLB 3.125 10/29/2026-24	3130ARUF6	0.000	10/29/2023	10/29/2026	0.00	0.00	3,906.25	3,906.25
Enerbank UT 1.15 4/29/2024	29278TNY2	0.000	10/29/2023	4/29/2024	0.00	0.00	235.36	235.36
FHLMC 0.45 10/29/2025-21	3134GW3J3	0.000	10/29/2023	10/29/2025	0.00	0.00	562.50	562.50
FHLMC 1.03 4/29/2026-22	3130ALZM9	0.000	10/29/2023	4/29/2026	0.00	0.00	1,287.50	1,287.50
Alliant Credit Union IL 4.85 12/30/2027	01882MAA0	0.000	10/30/2023	12/30/2027	0.00	0.00	988.60	988.60
First Commercial Bank MS 0.3 3/31/2025	31984GFK0	0.000	10/30/2023	3/31/2025	0.00	0.00	61.40	61.40
Transportation Alliance Bank 0.4 1/30/2025	89388CFD5	0.000	10/30/2023	1/30/2025	0.00	0.00	81.21	81.21
John Marshall Bancorp VA 0.2 12/29/2023	47804GGC1	0.000	10/30/2023	12/29/2023	0.00	0.00	40.93	40.93
Flagstar Bank MI 1.25 4/30/2025	33847E3A3	0.000	10/30/2023	4/30/2025	0.00	0.00	1,554.25	1,554.25
First Freedom Bank 1.1 4/30/2024	32027BAM9	0.000	10/30/2023	4/30/2024	0.00	0.00	225.12	225.12
T-Note 0.375 10/31/2023	91282CDD0	0.000	10/31/2023	10/31/2023	0.00	0.00	468.75	468.75
Signature Federal CR 4.4 1/31/2028	82671DAB3	0.000	10/31/2023	1/31/2028	0.00	0.00	930.51	930.51
Orange County Investment Pool LGIP	LGIP9LC	0.000	10/31/2023	N/A	0.00	0.00	49.77	49.77

Description	CUSIP/Ticker	YTM @ Cost	Settlement Date	Maturity Date	Face Amount/Shares	Principal	Interest/Dividends	Total
T-Note 0.375 4/30/2025	912828ZL7	0.000	10/31/2023	4/30/2025	0.00	0.00	937.50	937.50
US Bank   Custodian MM	MM65000	0.000	10/31/2023	N/A	0.00	0.00	1,805.31	1,805.31
Live Oak Banking NC 0.5 2/10/2026	538036NE0	0.000	11/1/2023	2/10/2026	0.00	0.00	105.74	105.74
Seattle Bank WA 0.75 6/2/2025-20	81258PKJ1	0.000	11/2/2023	6/2/2025	0.00	0.00	158.61	158.61
Marlin Business Bank UT 1.7 12/4/2023	57116ATG3	0.000	11/2/2023	12/4/2023	0.00	0.00	359.52	359.52
FFCB 0.27 11/3/2023-22	3133EMFN7	0.000	11/3/2023	11/3/2023	0.00	0.00	337.50	337.50
FNMA 0.54 11/3/2025-22	3135GA2G5	0.000	11/3/2023	11/3/2025	0.00	0.00	1,350.00	1,350.00
Enterprise Bank & Trust 1.75 11/8/2023	29367SJR6	0.000	11/8/2023	11/8/2023	0.00	0.00	370.09	370.09
Raymond James Bank 1.75 11/8/2023	75472RAH4	0.000	11/8/2023	11/8/2023	0.00	0.00	2,179.01	2,179.01
Apex Bank TN 0.95 5/8/2025	03753XBK5	0.000	11/8/2023	5/8/2025	0.00	0.00	200.91	200.91
Farm Bureau Bank NV 0.25 7/9/2024	307660LK4	0.000	11/9/2023	7/9/2024	0.00	0.00	52.87	52.87
FFCB 0.3 11/12/2024-21	3133EMQQ8	0.000	11/12/2023	11/12/2024	0.00	0.00	375.00	375.00
Third Federal Savings 1.75 11/13/2023	88413QCJ5	0.000	11/13/2023	11/13/2023	0.00	0.00	2,190.85	2,190.85
FHLMC 0.7 5/13/2025-21	3134GVSY5	0.000	11/13/2023	5/13/2025	0.00	0.00	1,750.00	1,750.00
FHLMC 0.3 11/13/2023-22	3134GXAY0	0.000	11/13/2023	11/13/2023	0.00	0.00	375.00	375.00
Medallion Bank UT 0.6 7/15/2025	58404DHM6	0.000	11/15/2023	7/15/2025	0.00	0.00	126.89	126.89
Evergreen Bank IL 4 12/16/2026	300185LF0	0.000	11/16/2023	12/16/2026	0.00	0.00	845.92	845.92
Capital One Bank VA 1.1 11/17/2026	14042TDW4	0.000	11/17/2023	11/17/2026	0.00	0.00	1,375.21	1,375.21
FNMA 0.56 11/17/2025-22	3135GA2Z3	0.000	11/17/2023	11/17/2025	0.00	0.00	910.00	910.00
Texas Exchange Bank TX 0.6 12/18/2025	88241TJR2	0.000	11/18/2023	12/18/2025	0.00	0.00	126.89	126.89
Garnett State Bank 1.7 11/19/2024	366526AW1	0.000	11/19/2023	11/19/2024	0.00	0.00	359.52	359.52
FHLMC 0.5 5/20/2024-22	3134GVXR4	0.000	11/20/2023	5/20/2024	0.00	0.00	1,250.00	1,250.00
Capital One VA 2.65 5/22/2024	14042RPL4	0.000	11/22/2023	5/22/2024	0.00	0.00	3,286.30	3,286.30
Citizens State Bank 1.7 11/22/2024	176688CR8	0.000	11/22/2023	11/22/2024	0.00	0.00	359.52	359.52
Celtic Bank UT 1.65 10/23/2024	15118RSV0	0.000	11/23/2023	10/23/2024	0.00	0.00	348.94	348.94
Eaglebank MD 2.5 5/24/2024	27002YEN2	0.000	11/24/2023	5/24/2024	0.00	0.00	528.70	528.70
UBS Bank UT 0.95 8/25/2026	90348JS50	0.000	11/25/2023	8/25/2026	0.00	0.00	200.91	200.91
FNMA 0.58 11/25/2025-22	3135GA5E7	0.000	11/25/2023	11/25/2025	0.00	0.00	725.00	725.00
FHLB 0.875 5/26/2026-21	3130AMHB1	0.000	11/26/2023	5/26/2026	0.00	0.00	1,093.75	1,093.75
Enerbank UT 1.15 4/29/2024	29278TNY2	0.000	11/29/2023	4/29/2024	0.00	0.00	243.20	243.20
FFCB 1.46 11/30/2026-23	3133ENFP0	0.000	11/30/2023	11/30/2026	0.00	0.00	1,825.00	1,825.00
Signature Federal CR 4.4 1/31/2028	82671DAB3	0.000	11/30/2023	1/31/2028	0.00	0.00	900.49	900.49
Orange County Investment Pool LGIP	LGIP9LC	0.000	11/30/2023	N/A	0.00	0.00	51.35	51.35
Alliant Credit Union IL 4.85 12/30/2027	01882MAA0	0.000	11/30/2023	12/30/2027	0.00	0.00	1,021.56	1,021.56
First Commercial Bank MS 0.3 3/31/2025	31984GFK0	0.000	11/30/2023	3/31/2025	0.00	0.00	63.44	63.44
Transportation Alliance Bank 0.4 1/30/2025	89388CFD5	0.000	11/30/2023	1/30/2025	0.00	0.00	83.91	83.91
John Marshall Bancorp VA 0.2 12/29/2023	47804GGC1	0.000	11/30/2023	12/29/2023	0.00	0.00	42.30	42.30
First Freedom Bank 1.1 4/30/2024	32027BAM9	0.000	11/30/2023	4/30/2024	0.00	0.00	232.63	232.63
US Bank   Custodian MM	MM65000	0.000	11/30/2023	N/A	0.00	0.00	2,297.25	2,297.25
Live Oak Banking NC 0.5 2/10/2026	538036NE0	0.000	12/1/2023	2/10/2026	0.00	0.00	102.33	102.33

Description	CUSIP/Ticker	YTM @ Cost	Settlement Date	Maturity Date	Face Amount/Shares	Principal	Interest/Dividends	Total
Seattle Bank WA 0.75 6/2/2025-20	81258PKJ1	0.000	12/2/2023	6/2/2025	0.00	0.00	153.49	153.49
Marlin Business Bank UT 1.7 12/4/2023	57116ATG3	0.000	12/4/2023	12/4/2023	0.00	0.00	371.11	371.11
Apex Bank TN 0.95 5/8/2025	03753XBK5	0.000	12/8/2023	5/8/2025	0.00	0.00	194.42	194.42
Farm Bureau Bank NV 0.25 7/9/2024	307660LK4	0.000	12/9/2023	7/9/2024	0.00	0.00	51.16	51.16
T-Note 0.25 6/15/2024	91282CCG4	0.000	12/15/2023	6/15/2024	0.00	0.00	312.50	312.50
Medallion Bank UT 0.6 7/15/2025	58404DHM6	0.000	12/15/2023	7/15/2025	0.00	0.00	122.79	122.79
FFCB 0.9 6/15/2026-22	3133EMH21	0.000	12/15/2023	6/15/2026	0.00	0.00	1,125.00	1,125.00
FFCB 0.6 6/16/2025-22	3133EMH47	0.000	12/16/2023	6/16/2025	0.00	0.00	750.00	750.00
Evergreen Bank IL 4 12/16/2026	300185LF0	0.000	12/16/2023	12/16/2026	0.00	0.00	818.63	818.63
Texas Exchange Bank TX 0.6 12/18/2025	88241TJR2	0.000	12/18/2023	12/18/2025	0.00	0.00	122.79	122.79
Garnett State Bank 1.7 11/19/2024	366526AW1	0.000	12/19/2023	11/19/2024	0.00	0.00	347.92	347.92
Citizens State Bank 1.7 11/22/2024	176688CR8	0.000	12/22/2023	11/22/2024	0.00	0.00	347.92	347.92
FFCB 0.47 12/22/2025-22	3133EMLC4	0.000	12/22/2023	12/22/2025	0.00	0.00	587.50	587.50
Celtic Bank UT 1.65 10/23/2024	15118RSV0	0.000	12/23/2023	10/23/2024	0.00	0.00	337.68	337.68
Eaglebank MD 2.5 5/24/2024	27002YEN2	0.000	12/24/2023	5/24/2024	0.00	0.00	511.64	511.64
UBS Bank UT 0.95 8/25/2026	90348JS50	0.000	12/25/2023	8/25/2026	0.00	0.00	194.42	194.42
BMO Harris Bank IL 0.5 3/28/2025-20	05600XAY6	0.000	12/28/2023	3/28/2025	0.00	0.00	310.40	310.40
Enerbank UT 1.15 4/29/2024	29278TNY2	0.000	12/29/2023	4/29/2024	0.00	0.00	235.36	235.36
John Marshall Bancorp VA 0.2 12/29/2023	47804GGC1	0.000	12/29/2023	12/29/2023	0.00	0.00	39.57	39.57
JPMorgan Chase OH 0.5 12/29/2025-21	48128UUZ0	0.000	12/29/2023	12/29/2025	0.00	0.00	624.21	624.21
Alliant Credit Union IL 4.85 12/30/2027	01882MAA0	0.000	12/30/2023	12/30/2027	0.00	0.00	988.60	988.60
First Commercial Bank MS 0.3 3/31/2025	31984GFK0	0.000	12/30/2023	3/31/2025	0.00	0.00	61.40	61.40
Transportation Alliance Bank 0.4 1/30/2025	89388CFD5	0.000	12/30/2023	1/30/2025	0.00	0.00	81.21	81.21
First Freedom Bank 1.1 4/30/2024	32027BAM9	0.000	12/30/2023	4/30/2024	0.00	0.00	225.12	225.12
Signature Federal CR 4.4 1/31/2028	82671DAB3	0.000	12/31/2023	1/31/2028	0.00	0.00	930.51	930.51
Orange County Investment Pool LGIP	LGIP9LC	0.000	12/31/2023	N/A	0.00	0.00	52.20	52.20
US Bank   Custodian MM	MM65000	0.000	12/31/2023	N/A	0.00	0.00	4,991.09	4,991.09
T-Note 0.25 6/30/2025	912828ZW3	0.000	12/31/2023	6/30/2025	0.00	0.00	312.50	312.50
<b>Sub Total / Average Interest</b>					<b>0.00</b>	<b>0.00</b>	<b>68,885.19</b>	<b>68,885.19</b>

**Matured**

T-Note 0.375 10/31/2023	91282CDD0	0.000	10/31/2023	10/31/2023	250,000.00	250,000.00	0.00	250,000.00
FFCB 0.27 11/3/2023-22	3133EMFN7	0.000	11/3/2023	11/3/2023	250,000.00	250,000.00	0.00	250,000.00
Enterprise Bank & Trust 1.75 11/8/2023	29367SJR6	0.000	11/8/2023	11/8/2023	249,000.00	249,000.00	0.00	249,000.00
Raymond James Bank 1.75 11/8/2023	75472RAH4	0.000	11/8/2023	11/8/2023	247,000.00	247,000.00	0.00	247,000.00
Third Federal Savings 1.75 11/13/2023	88413QCJ5	0.000	11/13/2023	11/13/2023	247,000.00	247,000.00	0.00	247,000.00
FHLMC 0.3 11/13/2023-22	3134GXAY0	0.000	11/13/2023	11/13/2023	250,000.00	250,000.00	0.00	250,000.00
Marlin Business Bank UT 1.7 12/4/2023	57116ATG3	0.000	12/4/2023	12/4/2023	249,000.00	249,000.00	0.00	249,000.00
John Marshall Bancorp VA 0.2 12/29/2023	47804GGC1	0.000	12/29/2023	12/29/2023	249,000.00	249,000.00	0.00	249,000.00
<b>Sub Total / Average Matured</b>					<b>1,991,000.00</b>	<b>1,991,000.00</b>	<b>0.00</b>	<b>1,991,000.00</b>

Description	CUSIP/Ticker	YTM @ Cost	Settlement Date	Maturity Date	Face Amount/Shares	Principal	Interest/Dividends	Total
<b>Sell</b>								
T-Note 2.25 12/31/2024	9128283P3	0.000	10/6/2023	12/31/2024	250,000.00	240,787.65	1,497.96	242,285.61
T-Note 0.25 3/15/2024	91282CBR1	0.000	10/6/2023	3/15/2024	250,000.00	244,325.08	36.06	244,361.14
T-Note 0.125 2/15/2024	91282CBM2	0.000	10/6/2023	2/15/2024	250,000.00	245,237.50	44.16	245,281.66
FHLB 5.41 10/18/2027-23	3130ATN94	0.000	10/6/2023	10/18/2027	250,000.00	247,650.45	6,311.67	253,962.12
FFCB 0.25 3/1/2024-21	3133EMSD5	0.000	10/6/2023	3/1/2024	250,000.00	244,650.05	60.76	244,710.81
<b>Sub Total / Average Sell</b>					<b>1,250,000.00</b>	<b>1,222,650.73</b>	<b>7,950.61</b>	<b>1,230,601.34</b>

Mesa Water District  
Portfolio Holdings  
Investment Report | PARS Trust  
Report Format: By CUSIP / Ticker  
Group By: Portfolio Name  
Average By: Market Value  
Portfolio / Report Group: PARS OPEB Trust  
As of 12/31/2023

Description	CUSIP/Ticker	Security Type	Face Amount/Shares	Cost Value	Market Value
<b>PARS OPEB Trust</b>					
Columbia Contrarian Fund	19766M709	Mutual Fund	5,330.88	146,265.25	172,079.60
DFA Large Cap	233203868	Mutual Fund	4,535.57	110,051.39	119,512.35
Dodge & Cox International	256206103	Mutual Fund	982.74	42,936.30	48,310.09
Dodge & Cox Stock Fund	256219106	Mutual Fund	583.39	114,132.81	142,082.93
Dodge Cox Income	256210105	Mutual Fund	11,988.94	151,282.19	151,300.23
Doubeline Core Fix Income	258620301	Mutual Fund	16,143.77	166,938.19	150,621.23
Emerald Growth	317609253	Mutual Fund	4,462.42	102,774.32	109,507.60
Harbor Capital Appreciation	411512528	Mutual Fund	932.55	79,237.23	90,231.60
Hartford Schroders	41665X859	Mutual Fund	7,521.20	129,276.52	117,406.01
ishares MBS ETF	464288588	Mutual Fund	473.00	44,163.23	44,499.84
ishares Russell Mid Cap	464287499	Mutual Fund	2,323.00	157,829.39	180,566.79
ishares SP 500 Growth	464287309	Mutual Fund	1,193.00	71,753.84	89,594.30
iShares SP500	464287408	Mutual Fund	381.00	51,181.52	66,252.09
MFS International	552746356	Mutual Fund	1,212.47	46,595.61	48,777.24
PGIM Total Return Bond	74440B884	Mutual Fund	12,585.20	169,374.67	151,776.58
Undiscovered	904504479	Mutual Fund	1,377.86	107,260.83	110,118.08
US Bank PARS   OPEB Trust MM	MM4900	Money Market	92,011.44	92,011.44	92,011.44
Vanguard Growth & Income	921913208	Mutual Fund	3,667.28	303,898.61	330,863.45
Vanguard Real Estate	922908553	Mutual Fund	539.00	44,494.55	47,626.04
<b>Sub Total / Average PARS OPEB Trust</b>			<b>168,244.71</b>	<b>2,131,457.89</b>	<b>2,263,137.49</b>
<b>Total / Average</b>			<b>168,244.71</b>	<b>2,131,457.89</b>	<b>2,263,137.49</b>



Mesa Water District  
Portfolio Holdings  
Investment Report | PARS Trust  
Report Format: By CUSIP / Ticker  
Group By: Portfolio Name  
Average By: Market Value  
Portfolio / Report Group: PARS Pension Trust  
As of 12/31/2023

Description	CUSIP/Ticker	Security Type	Face Amount/Shares	Cost Value	Market Value
<b>PARS Pension Trust</b>					
Columbia Contrarian Fund	19766M709	Mutual Fund	34,198.61	930,009.18	1,103,930.86
DFA Large Cap	233203868	Mutual Fund	29,105.33	700,056.93	766,925.47
Dodge & Cox International	256206103	Mutual Fund	6,304.56	254,376.87	309,932.02
Dodge & Cox Stock Fund	256219106	Mutual Fund	3,742.66	705,467.93	911,519.75
Dodge Cox Income	256210105	Mutual Fund	76,934.83	972,013.77	970,917.66
Doubeline Core Fix Income	258620301	Mutual Fund	103,597.01	1,078,845.53	966,559.87
Emerald Growth	317609253	Mutual Fund	28,636.19	657,467.22	702,732.30
Harbor Capital Appreciation	411512528	Mutual Fund	5,984.11	525,206.41	579,025.95
Hartford Schroders	41665X859	Mutual Fund	47,537.83	820,188.41	742,065.25
ishares MBS ETF	464288588	Mutual Fund	3,040.00	284,208.23	286,003.20
ishares Russell Mid Cap	464287499	Mutual Fund	14,903.00	834,388.71	1,158,410.19
ishares SP 500 Growth	464287309	Mutual Fund	7,661.00	458,148.65	575,341.10
iShares SP500	464287408	Mutual Fund	2,447.00	322,021.06	425,508.83
MFS International	552746356	Mutual Fund	7,777.68	277,492.73	312,896.03
PGIM Total Return Bond	74440B884	Mutual Fund	80,449.70	1,097,885.79	970,223.58
Undiscovered	904504479	Mutual Fund	8,680.00	663,842.46	693,705.36
US Bank PARS   Pension Trust MM	MM4901	Money Market	615,850.43	615,850.43	615,850.43
Vanguard Growth & Income	921913208	Mutual Fund	23,515.00	1,905,695.50	2,121,523.13
Vanguard Real Estate	922908553	Mutual Fund	3,461.00	286,002.28	305,813.96
<b>Sub Total / Average PARS Pension Trust</b>			<b>1,103,825.94</b>	<b>13,389,168.09</b>	<b>14,518,884.94</b>
<b>Total / Average</b>			<b>1,103,825.94</b>	<b>13,389,168.09</b>	<b>14,518,884.94</b>

Mesa Water District  
Transactions Summary  
Quarterly Treasurer's Status Report - Investment Activity  
Group By: Action  
Portfolio / Report Group: PARS OPEB Trust  
Begin Date: 09/30/2023, End Date: 12/31/2023

Description	CUSIP/Ticker	YTM @ Cost	Settlement Date	Maturity Date	Face Amount/Shares	Principal	Interest/Dividends	Total
<b>Buy</b>								
Dodge Cox Income	256210105	0.000	10/2/2023	N/A	18.518	218.51	0.00	218.51
Vanguard Real Estate	922908553	0.000	10/2/2023	N/A	29.00	2,153.26	0.00	2,153.26
ishares MBS ETF	464288588	0.000	10/2/2023	N/A	4.00	350.41	0.00	350.41
Undiscovered	904504479	0.000	10/2/2023	N/A	10.331	763.14	0.00	763.14
ishares SP 500 Growth	464287309	0.000	10/2/2023	N/A	3.00	205.46	0.00	205.46
Emerald Growth	317609253	0.000	10/2/2023	N/A	74.946	1,620.34	0.00	1,620.34
MFS International	552746356	0.000	10/2/2023	N/A	28.24	1,042.89	0.00	1,042.89
ishares Russell Mid Cap	464287499	0.000	10/2/2023	N/A	600.00	40,965.06	0.00	40,965.06
PGIM Total Return Bond	74440B884	0.000	10/31/2023	N/A	52.775	588.97	0.00	588.97
PGIM Total Return Bond	74440B884	0.000	11/30/2023	N/A	51.338	597.58	0.00	597.58
PGIM Total Return Bond	74440B884	0.000	12/1/2023	N/A	48.587	585.96	0.00	585.96
Columbia Contrarian Fund	19766M709	0.000	12/11/2023	N/A	155.506	4,851.79	0.00	4,851.79
Undiscovered	904504479	0.000	12/15/2023	N/A	82.547	6,546.81	0.00	6,546.81
Dodge & Cox International	256206103	0.000	12/18/2023	N/A	21.632	1,041.82	0.00	1,041.82
Vanguard Growth & Income	921913208	0.000	12/19/2023	N/A	268.192	24,161.39	0.00	24,161.39
Dodge & Cox Stock Fund	256219106	0.000	12/19/2023	N/A	11.673	2,811.85	0.00	2,811.85
Undiscovered	904504479	0.000	12/20/2023	N/A	24.317	1,915.20	0.00	1,915.20
MFS International	552746356	0.000	12/20/2023	N/A	34.42	1,368.20	0.00	1,368.20
Dodge Cox Income	256210105	0.000	12/21/2023	N/A	767.375	9,653.58	0.00	9,653.58
Hartford Schroders	41665X859	0.000	12/21/2023	N/A	220.405	3,436.12	0.00	3,436.12
iShares SP500	464287408	0.000	12/21/2023	N/A	8.00	1,370.73	0.00	1,370.73
Vanguard Growth & Income	921913208	0.000	12/21/2023	N/A	66.929	6,008.24	0.00	6,008.24
Vanguard Real Estate	922908553	0.000	12/21/2023	N/A	76.00	6,594.79	0.00	6,594.79
ishares MBS ETF	464288588	0.000	12/21/2023	N/A	80.00	7,498.30	0.00	7,498.30
Undiscovered	904504479	0.000	12/21/2023	N/A	32.764	2,609.00	0.00	2,609.00
Dodge & Cox Stock Fund	256219106	0.000	12/21/2023	N/A	0.537	129.68	0.00	129.68
Columbia Contrarian Fund	19766M709	0.000	12/21/2023	N/A	338.728	10,883.33	0.00	10,883.33
Dodge & Cox International	256206103	0.000	12/21/2023	N/A	35.016	1,709.46	0.00	1,709.46
ishares SP 500 Growth	464287309	0.000	12/21/2023	N/A	8.00	597.90	0.00	597.90
Emerald Growth	317609253	0.000	12/21/2023	N/A	212.649	5,190.75	0.00	5,190.75
PGIM Total Return Bond	74440B884	0.000	12/21/2023	N/A	691.303	8,316.38	0.00	8,316.38
MFS International	552746356	0.000	12/21/2023	N/A	4.423	176.02	0.00	176.02

Description	CUSIP/Ticker	YTM @ Cost	Settlement Date	Maturity Date	Face Amount/Shares	Principal	Interest/Dividends	Total
Doubeline Core Fix Income	258620301	0.000	12/21/2023	N/A	1,114.376	10,408.27	0.00	10,408.27
ishares MBS ETF	464288588	0.000	12/22/2023	N/A	19.00	1,782.38	0.00	1,782.38
Hartford Schroders	41665X859	0.000	12/27/2023	N/A	113.384	1,752.92	0.00	1,752.92
<b>Sub Total / Average Buy</b>					<b>5,307.911</b>	<b>169,906.49</b>	<b>0.00</b>	<b>169,906.49</b>

<b>Dividend</b>								
iShares SP500	464287408	0.000	10/2/2023	N/A	0.00	0.00	313.32	313.32
DFA Large Cap	233203868	0.000	10/2/2023	N/A	0.00	0.00	814.82	814.82
ishares SP 500 Growth	464287309	0.000	10/2/2023	N/A	0.00	0.00	263.31	263.31
ishares Russell Mid Cap	464287499	0.000	10/2/2023	N/A	0.00	0.00	592.48	592.48
Vanguard Real Estate	922908553	0.000	10/3/2023	N/A	0.00	0.00	315.43	315.43
Doubeline Core Fix Income	258620301	0.000	10/3/2023	N/A	0.00	0.00	563.49	563.49
ishares MBS ETF	464288588	0.000	10/6/2023	N/A	0.00	0.00	107.44	107.44
ishares US Treasury	46429B267	0.000	10/6/2023	N/A	0.00	0.00	72.88	72.88
PGIM Total Return Bond	74440B884	0.000	10/31/2023	N/A	0.00	0.00	588.97	588.97
Doubeline Core Fix Income	258620301	0.000	11/2/2023	N/A	0.00	0.00	569.53	569.53
ishares MBS ETF	464288588	0.000	11/7/2023	N/A	0.00	0.00	102.30	102.30
ishares US Treasury	46429B267	0.000	11/7/2023	N/A	0.00	0.00	84.85	84.85
PGIM Total Return Bond	74440B884	0.000	11/30/2023	N/A	0.00	0.00	597.58	597.58
PGIM Total Return Bond	74440B884	0.000	12/1/2023	N/A	0.00	0.00	585.96	585.96
Doubeline Core Fix Income	258620301	0.000	12/4/2023	N/A	0.00	0.00	553.96	553.96
ishares MBS ETF	464288588	0.000	12/7/2023	N/A	0.00	0.00	104.86	104.86
ishares US Treasury	46429B267	0.000	12/7/2023	N/A	0.00	0.00	82.07	82.07
Columbia Contrarian Fund	19766M709	0.000	12/11/2023	N/A	0.00	0.00	1,049.11	1,049.11
DFA Large Cap	233203868	0.000	12/13/2023	N/A	0.00	0.00	1,434.57	1,434.57
Dodge & Cox International	256206103	0.000	12/18/2023	N/A	0.00	0.00	1,041.82	1,041.82
Dodge Cox Income	256210105	0.000	12/19/2023	N/A	0.00	0.00	1,447.58	1,447.58
Vanguard Growth & Income	921913208	0.000	12/19/2023	N/A	0.00	0.00	1,898.01	1,898.01
Dodge & Cox Stock Fund	256219106	0.000	12/19/2023	N/A	0.00	0.00	507.77	507.77
ishares MBS ETF	464288588	0.000	12/20/2023	N/A	0.00	0.00	103.12	103.12
Undiscovered	904504479	0.000	12/20/2023	N/A	0.00	0.00	1,915.20	1,915.20
ishares US Treasury	46429B267	0.000	12/20/2023	N/A	0.00	0.00	90.94	90.94
MFS International	552746356	0.000	12/20/2023	N/A	0.00	0.00	725.76	725.76
Hartford Schroders	41665X859	0.000	12/27/2023	N/A	0.00	0.00	1,752.92	1,752.92
iShares SP500	464287408	0.000	12/27/2023	N/A	0.00	0.00	296.12	296.12
Vanguard Real Estate	922908553	0.000	12/27/2023	N/A	0.00	0.00	494.62	494.62
ishares SP 500 Growth	464287309	0.000	12/27/2023	N/A	0.00	0.00	251.88	251.88
ishares Russell Mid Cap	464287499	0.000	12/27/2023	N/A	0.00	0.00	820.07	820.07
Doubeline Core Fix Income	258620301	0.000	12/29/2023	N/A	0.00	0.00	602.28	602.28
<b>Sub Total / Average Dividend</b>					<b>0.00</b>	<b>0.00</b>	<b>20,745.02</b>	<b>20,745.02</b>

Description	CUSIP/Ticker	YTM @ Cost	Settlement Date	Maturity Date	Face Amount/Shares	Principal	Interest/Dividends	Total
<b>Interest</b>								
US Bank PARS   OPEB Trust MM	MM4900	0.000	10/31/2023	N/A	0.00	0.00	547.28	547.28
US Bank PARS   OPEB Trust MM	MM4900	0.000	10/31/2023	N/A	0.00	0.00	0.20	0.20
US Bank PARS   OPEB Trust MM	MM4900	0.000	11/30/2023	N/A	0.00	0.00	460.45	460.45
US Bank PARS   OPEB Trust MM	MM4900	0.000	11/30/2023	N/A	0.00	0.00	0.08	0.08
US Bank PARS   OPEB Trust MM	MM4900	0.000	12/31/2023	N/A	0.00	0.00	434.65	434.65
US Bank PARS   OPEB Trust MM	MM4900	0.000	12/31/2023	N/A	0.00	0.00	0.29	0.29
<b>Sub Total / Average Interest</b>					<b>0.00</b>	<b>0.00</b>	<b>1,442.95</b>	<b>1,442.95</b>
<b>Sell</b>								
Hartford Schroders	41665X859	0.000	10/2/2023	N/A	236.718	3,446.614	0.00	3,446.61
Hartford Schroders	41665X859	0.000	10/2/2023	N/A	578.282	8,419.786	0.00	8,419.79
DFA Large Cap	233203868	0.000	10/2/2023	N/A	27.626	657.78	0.00	657.78
Dodge & Cox Stock Fund	256219106	0.000	10/2/2023	N/A	5.00	1,121.85	0.00	1,121.85
Dodge & Cox International	256206103	0.000	10/2/2023	N/A	17.528	815.58	0.00	815.58
PGIM Total Return Bond	74440B884	0.000	10/2/2023	N/A	116.09	1,314.14	0.00	1,314.14
Vanguard Short Term	922031836	0.000	10/2/2023	N/A	0.002	0.02	0.00	0.02
Vanguard Short Term	922031836	0.000	10/2/2023	N/A	1.051	10.38	0.00	10.38
Doubeline Core Fix Income	258620301	0.000	10/2/2023	N/A	4.349	38.315	0.00	38.32
Doubeline Core Fix Income	258620301	0.000	10/2/2023	N/A	18.811	165.725	0.00	165.73
DFA Large Cap	233203868	0.000	12/21/2023	N/A	0.586	15.283	0.00	15.28
DFA Large Cap	233203868	0.000	12/21/2023	N/A	1.098	28.636	0.00	28.64
DFA Large Cap	233203868	0.000	12/21/2023	N/A	18.436	480.811	0.00	480.81
DFA Large Cap	233203868	0.000	12/21/2023	N/A	80.229	2,092.373	0.00	2,092.37
DFA Large Cap	233203868	0.000	12/21/2023	N/A	415.744	10,842.607	0.00	10,842.61
ishares US Treasury	46429B267	0.000	12/21/2023	N/A	42.00	964.31	0.00	964.31
ishares US Treasury	46429B267	0.000	12/21/2023	N/A	46.00	1,056.15	0.00	1,056.15
ishares US Treasury	46429B267	0.000	12/21/2023	N/A	240.00	5,510.36	0.00	5,510.36
ishares US Treasury	46429B267	0.000	12/21/2023	N/A	570.00	13,087.09	0.00	13,087.09
ishares US Treasury	46429B267	0.000	12/21/2023	N/A	601.00	13,798.85	0.00	13,798.85
Harbor Capital Appreciation	411512528	0.000	12/21/2023	N/A	50.961	4,930.48	0.00	4,930.48
ishares Russell Mid Cap	464287499	0.000	12/21/2023	N/A	97.00	7,453.00	0.00	7,453.00
<b>Sub Total / Average Sell</b>					<b>3,168.511</b>	<b>76,250.14</b>	<b>0.00</b>	<b>76,250.14</b>

Mesa Water District  
Transactions Summary  
Quarterly Treasurer's Status Report - Investment Activity  
Group By: Action  
Portfolio / Report Group: PARS Pension Trust  
Begin Date: 09/30/2023, End Date: 12/31/2023

Description	CUSIP/Ticker	YTM @ Cost	Settlement Date	Maturity Date	Face Amount/Shares	Principal	Interest/Dividends	Total
<b>Buy</b>								
iShares SP500	464287408	0.000	10/2/2023	N/A	25.00	3,808.47	0.00	3,808.47
Vanguard Real Estate	922908553	0.000	10/2/2023	N/A	227.00	16,854.76	0.00	16,854.76
DFA Large Cap	233203868	0.000	10/2/2023	N/A	56.463	1,344.38	0.00	1,344.38
Emerald Growth	317609253	0.000	10/2/2023	N/A	1,430.254	30,922.09	0.00	30,922.09
MFS International	552746356	0.000	10/2/2023	N/A	266.181	9,830.07	0.00	9,830.07
Harbor Capital Appreciation	411512528	0.000	10/2/2023	N/A	6.028	505.88	0.00	505.88
ishares Russell Mid Cap	464287499	0.000	10/2/2023	N/A	3,700.00	252,617.87	0.00	252,617.87
Dodge Cox Income	256210105	0.000	12/21/2023	N/A	4,934.872	62,080.69	0.00	62,080.69
Hartford Schroders	41665X859	0.000	12/21/2023	N/A	1,373.407	21,411.41	0.00	21,411.41
Vanguard Growth & Income	921913208	0.000	12/21/2023	N/A	2,121.054	190,407.05	0.00	190,407.05
Vanguard Real Estate	922908553	0.000	12/21/2023	N/A	484.00	41,998.37	0.00	41,998.37
ishares MBS ETF	464288588	0.000	12/21/2023	N/A	493.00	46,208.30	0.00	46,208.30
Undiscovered	904504479	0.000	12/21/2023	N/A	736.449	58,643.44	0.00	58,643.44
Dodge & Cox Stock Fund	256219106	0.000	12/21/2023	N/A	102.216	24,698.57	0.00	24,698.57
Columbia Contrarian Fund	19766M709	0.000	12/21/2023	N/A	3,162.396	101,607.77	0.00	101,607.77
Dodge & Cox International	256206103	0.000	12/21/2023	N/A	362.631	17,703.64	0.00	17,703.64
ishares SP 500 Growth	464287309	0.000	12/21/2023	N/A	54.00	4,035.86	0.00	4,035.86
Emerald Growth	317609253	0.000	12/21/2023	N/A	1,355.061	33,077.06	0.00	33,077.06
PGIM Total Return Bond	74440B884	0.000	12/21/2023	N/A	5,418.161	65,180.48	0.00	65,180.48
MFS International	552746356	0.000	12/21/2023	N/A	246.49	9,810.32	0.00	9,810.32
Doubeline Core Fix Income	258620301	0.000	12/21/2023	N/A	7,164.12	66,912.88	0.00	66,912.88
ishares MBS ETF	464288588	0.000	12/22/2023	N/A	119.00	11,163.31	0.00	11,163.31
<b>Sub Total / Average Buy</b>					<b>33,837.783</b>	<b>1,070,822.67</b>	<b>0.00</b>	<b>1,070,822.67</b>

<b>Dividend</b>								
iShares SP500	464287408	0.000	10/2/2023	N/A	0.00	0.00	2,038.69	2,038.69
DFA Large Cap	233203868	0.000	10/2/2023	N/A	0.00	0.00	5,190.74	5,190.74
ishares SP 500 Growth	464287309	0.000	10/2/2023	N/A	0.00	0.00	1,723.55	1,723.55
ishares Russell Mid Cap	464287499	0.000	10/2/2023	N/A	0.00	0.00	3,846.91	3,846.91
iShares SP500	464287408	0.000	10/3/2023	N/A	0.00	0.00	1,998.70	1,998.70
Doubeline Core Fix Income	258620301	0.000	10/3/2023	N/A	0.00	0.00	3,615.59	3,615.59
ishares MBS ETF	464288588	0.000	10/6/2023	N/A	0.00	0.00	705.01	705.01

Description	CUSIP/Ticker	YTM @ Cost	Settlement Date	Maturity Date	Face Amount/Shares	Principal	Interest/Dividends	Total
ishares Russell Mid Cap	464287499	0.000	10/6/2023	N/A	0.00	0.00	467.42	467.42
ishares SP 500 Growth	464287309	0.000	10/31/2023	N/A	0.00	0.00	3,762.31	3,762.31
Doublin Core Fix Income	258620301	0.000	11/2/2023	N/A	0.00	0.00	3,654.30	3,654.30
ishares MBS ETF	464288588	0.000	11/7/2023	N/A	0.00	0.00	664.14	664.14
ishares US Treasury	46429B267	0.000	11/7/2023	N/A	0.00	0.00	544.12	544.12
PGIM Total Return Bond	74440B884	0.000	11/30/2023	N/A	0.00	0.00	3,801.86	3,801.86
PGIM Total Return Bond	74440B884	0.000	12/1/2023	N/A	0.00	0.00	3,721.06	3,721.06
Doublin Core Fix Income	258620301	0.000	12/4/2023	N/A	0.00	0.00	3,554.37	3,554.37
ishares MBS ETF	464288588	0.000	12/7/2023	N/A	0.00	0.00	680.75	680.75
ishares US Treasury	46429B267	0.000	12/7/2023	N/A	0.00	0.00	526.31	526.31
Columbia Contrarian Fund	19766M709	0.000	12/12/2023	N/A	0.00	0.00	6,732.06	6,732.06
DFA Large Cap	233203868	0.000	12/13/2023	N/A	0.00	0.00	9,204.83	9,204.83
Dodge Cox Income	256210105	0.000	12/19/2023	N/A	0.00	0.00	9,288.00	9,288.00
Dodge & Cox Stock Fund	256219106	0.000	12/19/2023	N/A	0.00	0.00	3,236.33	3,236.33
Dodge & Cox International	256206103	0.000	12/19/2023	N/A	0.00	0.00	6,684.65	6,684.65
Vanguard Growth & Income	921913208	0.000	12/20/2023	N/A	0.00	0.00	12,185.99	12,185.99
ishares MBS ETF	464288588	0.000	12/20/2023	N/A	0.00	0.00	669.43	669.43
ishares US Treasury	46429B267	0.000	12/20/2023	N/A	0.00	0.00	583.20	583.20
MFS International	552746356	0.000	12/20/2023	N/A	0.00	0.00	4,657.21	4,657.21
Undiscovered	904504479	0.000	12/22/2023	N/A	0.00	0.00	11,518.71	11,518.71
iShares SP500	464287408	0.000	12/27/2023	N/A	0.00	0.00	1,946.59	1,946.59
Vanguard Real Estate	922908553	0.000	12/27/2023	N/A	0.00	0.00	3,180.33	3,180.33
ishares SP 500 Growth	464287309	0.000	12/27/2023	N/A	0.00	0.00	1,616.91	1,616.91
ishares Russell Mid Cap	464287499	0.000	12/27/2023	N/A	0.00	0.00	5,258.28	5,258.28
Hartford Schroders	41665X859	0.000	12/28/2023	N/A	0.00	0.00	11,248.88	11,248.88
Doublin Core Fix Income	258620301	0.000	12/29/2023	N/A	0.00	0.00	3,864.90	3,864.90
<b>Sub Total / Average Dividend</b>					<b>0.00</b>	<b>0.00</b>	<b>132,372.13</b>	<b>132,372.13</b>

#### Interest

US Bank PARS   Pension Trust MM	MM4901	0.000	10/31/2023	N/A	0.00	0.00	3,400.74	3,400.74
US Bank PARS   Pension Trust MM	MM4901	0.000	10/31/2023	N/A	0.00	0.00	1.29	1.29
US Bank PARS   Pension Trust MM	MM4901	0.000	11/30/2023	N/A	0.00	0.00	0.53	0.53
US Bank PARS   Pension Trust MM	MM4901	0.000	11/30/2023	N/A	0.00	0.00	2,939.71	2,939.71
US Bank PARS   Pension Trust MM	MM4901	0.000	12/31/2023	N/A	0.00	0.00	2,798.46	2,798.46
US Bank PARS   Pension Trust MM	MM4901	0.000	12/31/2023	N/A	0.00	0.00	6.98	6.98
<b>Sub Total / Average Interest</b>					<b>0.00</b>	<b>0.00</b>	<b>9,147.71</b>	<b>9,147.71</b>

#### Sell

Dodge Cox Income	256210105	0.000	10/2/2023	N/A	1,086.009	12,814.91	0.00	12,814.91
Hartford Schroders	41665X859	0.000	10/2/2023	N/A	366.264	5,332.804	0.00	5,332.80
Hartford Schroders	41665X859	0.000	10/2/2023	N/A	2,014.069	29,324.845	0.00	29,324.85

Description	CUSIP/Ticker	YTM @ Cost	Settlement Date	Maturity Date	Face Amount/Shares	Principal	Interest/Dividends	Total
Hartford Schroders	41665X859	0.000	10/2/2023	N/A	2,119.667	30,862.352	0.00	30,862.35
Undiscovered	904504479	0.000	10/2/2023	N/A	291.018	21,497.50	0.00	21,497.50
Dodge & Cox Stock Fund	256219106	0.000	10/2/2023	N/A	45.097	10,118.41	0.00	10,118.41
Dodge & Cox International	256206103	0.000	10/2/2023	N/A	163.462	7,605.89	0.00	7,605.89
ishares SP 500 Growth	464287309	0.000	10/2/2023	N/A	130.00	8,892.99	0.00	8,892.99
ishares US Treasury	46429B267	0.000	10/2/2023	N/A	1.00	21.83	0.00	21.83
PGIM Total Return Bond	74440B884	0.000	10/2/2023	N/A	439.746	4,977.92	0.00	4,977.92
Doubeline Core Fix Income	258620301	0.000	10/2/2023	N/A	150.428	1,325.27	0.00	1,325.27
Vanguard Short Term	922031836	0.000	10/3/2023	N/A	0.013	0.13	0.00	0.13
iShares SP500	464287408	0.000	12/21/2023	N/A	5.00	856.56	0.00	856.56
DFA Large Cap	233203868	0.000	12/21/2023	N/A	3,308.31	86,280.72	0.00	86,280.72
ishares US Treasury	46429B267	0.000	12/21/2023	N/A	67.00	1,538.308	0.00	1,538.31
ishares US Treasury	46429B267	0.000	12/21/2023	N/A	227.00	5,211.878	0.00	5,211.88
ishares US Treasury	46429B267	0.000	12/21/2023	N/A	1,421.00	32,625.898	0.00	32,625.90
ishares US Treasury	46429B267	0.000	12/21/2023	N/A	3,850.00	88,395.291	0.00	88,395.29
ishares US Treasury	46429B267	0.000	12/21/2023	N/A	4,048.00	92,941.335	0.00	92,941.34
Harbor Capital Appreciation	411512528	0.000	12/21/2023	N/A	286.127	27,682.78	0.00	27,682.78
ishares Russell Mid Cap	464287499	0.000	12/21/2023	N/A	614.00	47,176.73	0.00	47,176.73
<b>Sub Total / Average Sell</b>					<b>20,633.21</b>	<b>515,484.351</b>	<b>0.00</b>	<b>515,484.35</b>



*Dedicated to  
Satisfying our Community's  
Water Needs*

## MEMORANDUM

TO: Board of Directors  
FROM: Kaitlyn Norris, Public Affairs Specialist  
DATE: February 28, 2024  
SUBJECT: Outreach Update

---

### RECOMMENDATION

Receive and file the Outreach Update.

### STRATEGIC PLAN

Goal #4: Increase favorable opinion of Mesa Water.

### PRIOR BOARD ACTION/DISCUSSION

This item is provided monthly at a Mesa Water District (Mesa Water®) Board of Directors meeting.

### DISCUSSION

Mesa Water's outreach program aims to connect the District with its constituents in order to achieve Goal #4 of the Board of Directors' (Board) Strategic Plan. Outreach activities are also designed to achieve the Strategic Plan goals related to customer service and/or regional water issues involvement by educating and informing the District's constituents about Mesa Water, water issues, and water in general. Mesa Water's constituents include external audiences, such as customers, community members, elected officials, industry colleagues, media, water districts and special districts – as well as internal audiences, such as staff, retirees and Board members.

### Upcoming Fiscal Year 2024 Events

1. **Seegerstrom Center for the Arts, Beckman Arts & Science Fair** - Argyros Plaza - Saturday, March 16, 2024, 12:30 - 3:30 p.m.
2. **Children's Water Education Festival** - University of California, Irvine - Wednesday - Thursday, March 27 - 28, 2024, 8:00 a.m. - 3:00 p.m.

The benefits of Mesa Water's outreach program include:

- Informing constituents about Southern California's perpetual drought, the historical drought facing California, and the importance of developing local and cost-effective sources of safe, reliable water for Mesa Water's service area and the region at large;
- Educating constituents about the importance of water and water stewardship, in order to sustain Southern California's population, quality of life, business, and economy;
- Educating constituents about Mesa Water's stewardship of ratepayer funds and financial responsibility to fund, invest in, and save for the current and future provision of safe and reliable water for the District's service area;





- Informing constituents of the District's infrastructure improvements to ensure water quality and water reliability for its service area;
- Learning from constituents and evolving as a well-informed Board of Directors;
- Promoting water use efficiency to Mesa Water's customers and community members to help them save water, money, and the environment;
- Ensuring, for public health and safety reasons, that Mesa Water customers and community members identify the District as their water provider and as the source of information about water in emergency situations;
- Supporting Mesa Water's service area as an actively involved participant in programs that provide added value and benefits to the community;
- Informing the media of Mesa Water's activities that benefit the District's customers and community;
- Empowering Mesa Water's Board and staff with information that will help them provide the best possible service to the District's customers and community members; and,
- Strengthening Mesa Water's industry relations to provide opportunities for improving the District's business and operations -- including the areas of financial and human resources strength, infrastructure and technological innovation, and setting/supporting policies that have a positive impact on Mesa Water's service area -- so that the District can continue to provide safe, high-quality, reliable, and affordable water to its customers.

#### FINANCIAL IMPACT

In Fiscal Year 2024, \$906,450 is budgeted for Support Services; \$538,695 has been spent to date.

#### ATTACHMENTS

None.



Dedicated to  
Satisfying our Community's  
Water Needs

# MEMORANDUM

TO: Board of Directors  
FROM: Marwan Khalifa, CPA, MBA, Chief Financial Officer  
DATE: February 28, 2024  
SUBJECT: Fiscal Year 2024 Second Quarter Financial Update

## RECOMMENDATION

Receive and file the Fiscal Year 2024 Second Quarter Financial Update.

## STRATEGIC PLAN

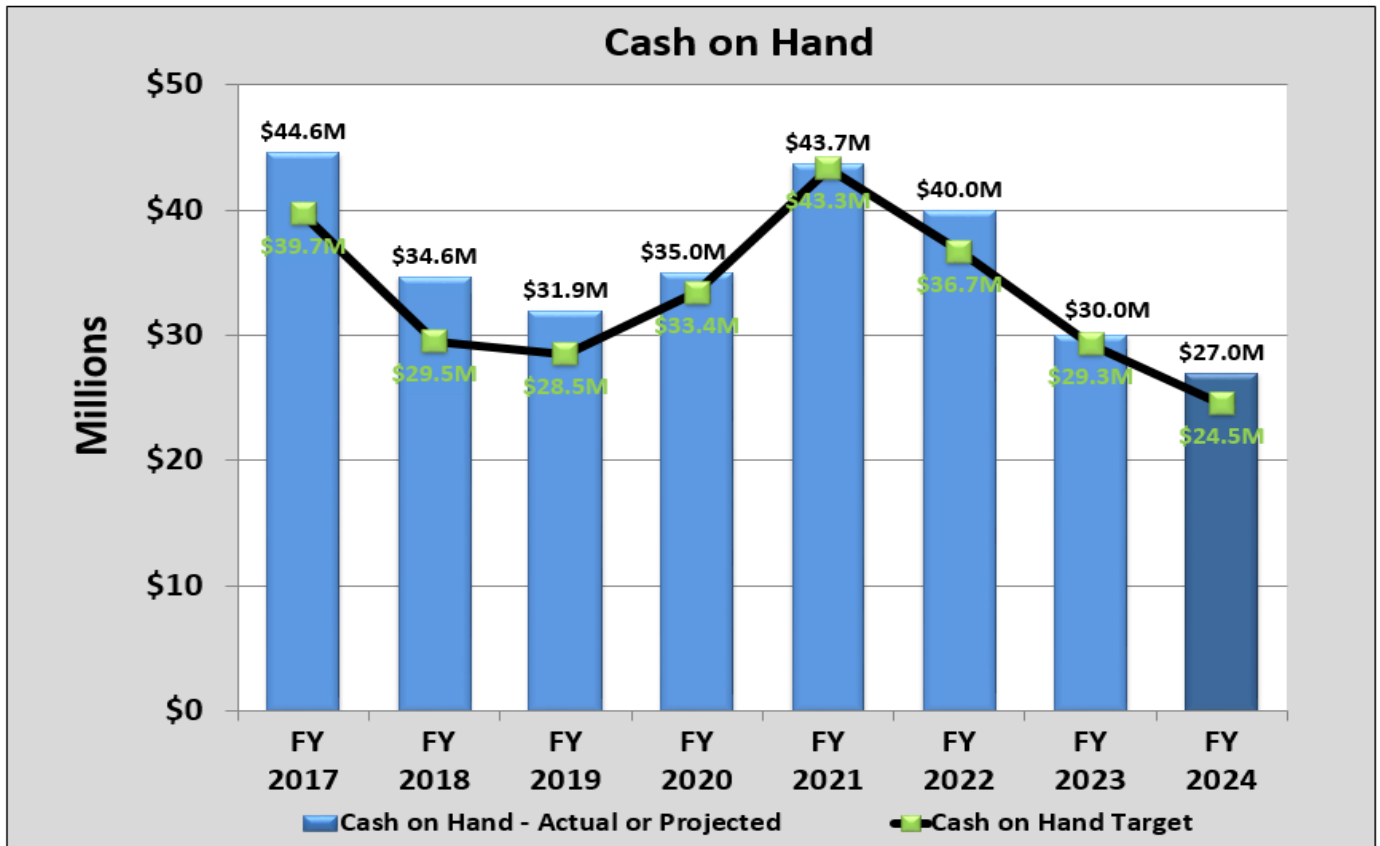
- Goal #1: Provide an abundant, local, reliable and safe water supply.
- Goal #2: Perpetually renew and improve our infrastructure.
- Goal #3: Be financially responsible and transparent.

## PRIOR BOARD ACTION/DISCUSSION

At its May 24, 2023 meeting, the Board of Directors (Board) approved the Fiscal Year (FY) 2024 Budget.

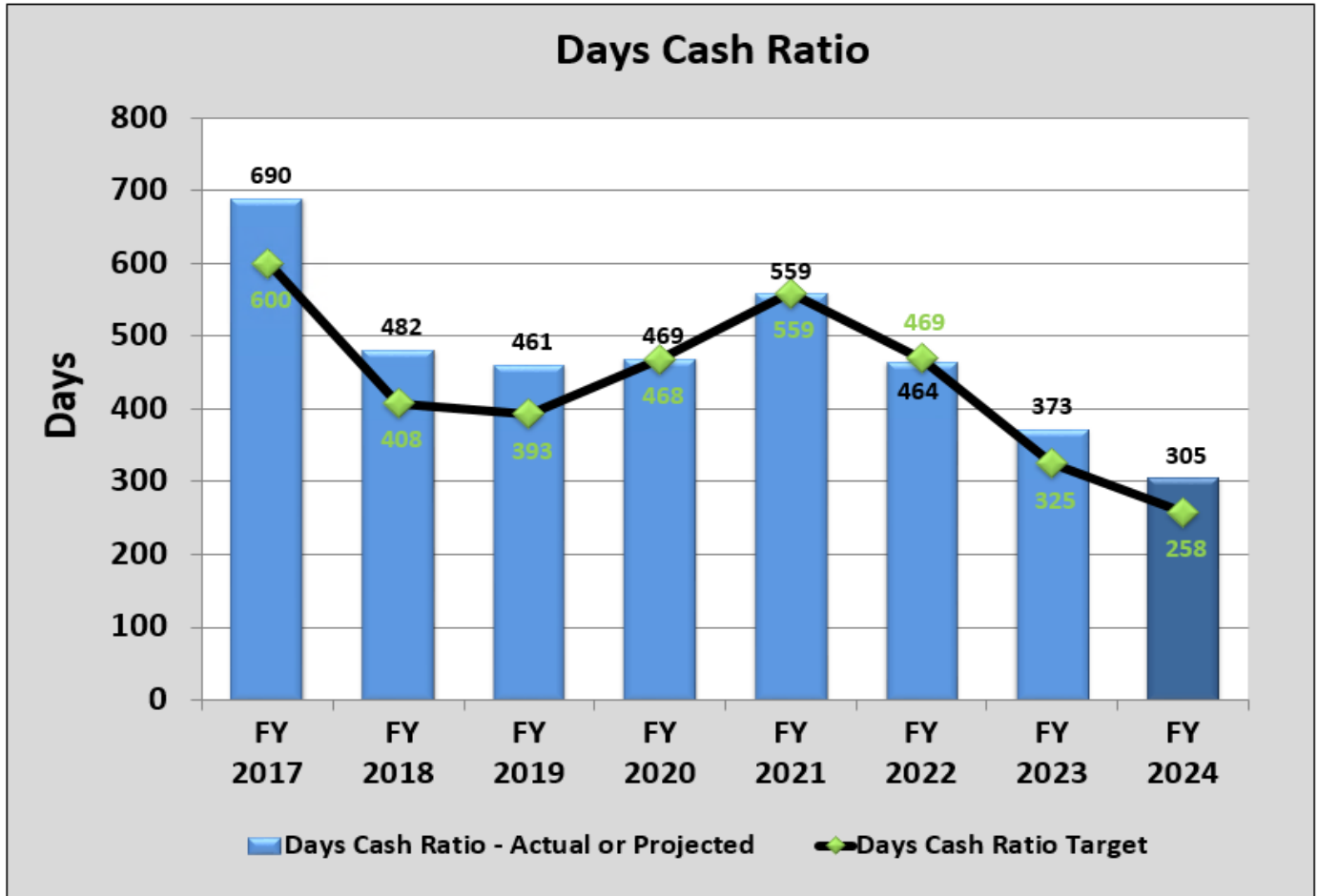
## DISCUSSION

Through the second quarter of FY 2024, Cash on Hand totaled \$26,953,664. Cash on Hand of \$26,953,664 is above the forecasted year-end cash balance of \$24,520,049.





Additionally, 305 Days Cash is above the forecasted Days Cash estimate of 258 days at year end by 47 days.



The Current Debt Coverage ratio is 232%, which exceeds both requirements for the 2017 & 2020 Revenue Certificates of Participation (COPs) and the Designated Funds Policy. The Debt Coverage ratio goal of the Board is 150% and was established in the Designated Funds Policy.

Water production is below budget through the second quarter by approximately -5.9%.

The mix of water production between clear and amber water has varied which is depicted in the table below:

	Acre Feet		
	Budgeted	Actual	Variance
Clear Water	6,968	7,215	247
Amber Water	1,649	886	(763)
Import Water	-	-	-
<b>Total</b>	<b>8,617</b>	<b>8,101</b>	<b>(516)</b>



Clear and amber water costs have a combined favorable variance of \$662,953 due to production of water being lower than budgeted.

Total operating revenues year-to-date have an unfavorable balance of \$1,177,566 or approximately -4.7%. This is a result of monthly water consumption being lower than expected. Additionally, operating expenses through the second quarter have a favorable balance of \$2,756,444 or approximately 14.5%. This is predominately a result of lower than budgeted General and Administrative expenses and water production costs. As a result, operating income through December 31, 2023 has a favorable balance of \$1,853,875 or approximately 62.0%.

In addition, non-operating revenue, net of expenses, through the second quarter of FY 2024 has a favorable balance of \$1,571,297 or approximately 147.5%. This is mostly due to investment earnings.

Overall, the Change in Net Position has a favorable balance of \$2,964,258 or approximately 117.2% through December 31, 2023.

#### ATTACHMENTS

Attachment A: Statement of Revenues, Expenses, and Changes in Net Position for the Six Months Ended 12/31/2023



## Statement of Revenues, Expenses, and Changes in Net Position For the Six Months Ended 12/31/2023

	FY 2024 YTD BUDGET	FY 2024 YTD ACTUAL	Variance
<b><i>OPERATING REVENUES:</i></b>			
Water consumption sales	\$ 17,283,021	\$ 16,419,836	\$ (863,185)
Monthly meter service charge	3,501,001	3,566,784	65,783
Capital Charge	3,146,297	2,985,082	(161,215)
Recycled water sales	1,077,969	781,533	(296,436)
Other charges and services	192,500	269,987	77,487
<b>TOTAL OPERATING REVENUES</b>	<b>25,200,788</b>	<b>24,023,222</b>	<b>(1,177,566)</b>
<b><i>OPERATING EXPENSES:</i></b>			
Imported sources of supply	269,500	191,585	77,915
Basin managed water	-	363	(363)
Clear water cost	5,521,704	5,665,932	(144,228)
Amber water cost	1,878,713	1,071,533	807,180
Recycled water	683,528	489,763	193,765
Transmission and distribution	4,765,279	4,054,801	710,478
General and administrative	5,893,585	4,781,890	1,111,695
<b>TOTAL OPERATING EXPENSES</b>	<b>19,012,309</b>	<b>16,255,866</b>	<b>2,756,444</b>
<b>OPERATING INCOME BEFORE DEPRECIATION AND AMORTIZATION:</b>	<b>6,188,479</b>	<b>7,767,357</b>	<b>1,578,878</b>
Depreciation and amortization	(3,197,500)	(2,922,503)	274,997
<b>OPERATING INCOME (LOSS)</b>	<b>2,990,979</b>	<b>4,844,854</b>	<b>1,853,875</b>
<b><i>NONOPERATING REVENUES / (EXPENSES):</i></b>			
Investment earnings	125,000 *	1,657,378 *	1,532,378
Interest expense - long term debt	(1,162,938)	(1,160,938)	2,000
Gain (Loss) on sale/disposition of capital assets, net	(25,000)	-	25,000
Other non-operating, net	(2,500)	9,419	11,919
<b>NONOPERATING REVENUES / (EXPENSES)</b>	<b>(1,065,438)</b>	<b>505,859</b>	<b>1,571,297</b>
<b>INCOME BEFORE CAPITAL CONTRIBUTIONS</b>	<b>1,925,541</b>	<b>5,350,713</b>	<b>3,425,172</b>
<b><i>CAPITAL CONTRIBUTIONS:</i></b>			
Capacity and installation charges	170,000	-	(170,000)
Capital Grant (includes LRP)	283,259	142,345	(140,914)
Developers and others	150,000	-	(150,000)
<b>TOTAL CAPITAL CONTRIBUTIONS</b>	<b>603,259</b>	<b>142,345</b>	<b>(460,914)</b>
<b>CHANGE IN NET POSITION</b>	<b>\$ 2,528,800</b>	<b>\$ 5,493,058</b>	<b>\$ 2,964,258</b>

\* Includes Pension Trust Earnings.



*Dedicated to  
Satisfying our Community's  
Water Needs*

## MEMORANDUM

TO: Board of Directors  
FROM: Denise Garcia, Chief Administrative Officer  
DATE: February 28, 2024  
SUBJECT: Quarterly Training Report

---

### RECOMMENDATION

Receive the Quarterly Training Report for October 1, 2023 to December 31, 2023.

### STRATEGIC PLAN

Goal #5: Attract, develop and retain skilled employees.

### DISCUSSION

As part of the Board of Directors' (Board) approved 2024 Strategic Plan Goal #5 – Attract, develop and retain skilled employees, Objective B speaks to developing employee skills. As part of that development, attached is the Quarterly Training Report for October 1, 2023 to December 31, 2023.

In addition to the training listed in the report, staff also conducts safety training for all employees and Monday Morning Tailgate Talks for Water Operations and Engineering.

The Tailgate Talks for this quarter included the following topics:

- Circle of Safety
- Trench and Excavation: How to Guide
- Vehicle Inspections
- Chemical Management
- Forklift Safety Inspection Checklist - Form Completion Guide
- Slings, Chains and Hoisting Equipment
- Lockout/Tagout (LOTO) and Arc Flash
- Fall Protection and Ladder Safety
- Personal Protective Equipment (PPE) and Respiratory Protection
- Fire Extinguisher and Eyewash Stations
- Heat Stress
- Confined Spaces

The Safety Training program included the following topic:

- New Hire Orientation



Below are the required continuing education hours needed, over a three-year period, for each Distribution and Treatment Certification Renewal held by staff:

<b>Distribution and Treatment Certification Renewals – Required Continuing Education Hours (within the last three years)</b>				
<b>Grade 1</b>	<b>Grade 2</b>	<b>Grade 3</b>	<b>Grade 4</b>	<b>Grade 5</b>
12 hours	16 hours	24 hours	36 hours	36 hours

FINANCIAL IMPACT

The cost for the training is budgeted each fiscal year, per department or in the overall safety budget.

ATTACHMENTS

Attachment A: Quarterly Training Report for October 1, 2023 to December 31, 2023



## FY 2024 Quarterly Training Report

### 2nd Quarter October 1, 2023 - December 31, 2023

Position	Department	Date of Training	Type of Training	Organization
Senior Buyer	Finance	10/4/2023	RFP Training	CAPPO
Controller Human Resources Analyst Senior Buyer Senior Human Resources Analyst Water Operations Supervisor(s) Water Quality & Compliance Supervisor	Finance Human Resources Water Operations	10/5/2023	Presentation Training	Three Power Inc.
Senior Human Resources Analyst	Human Resources	10/27/2023	ChatGPT Level 1: Mastering the Basics	CPS HR Consulting
Chief Operating Officer Senior Operator	Water Operations	11/6 - 11/08/23	SWMOA Annual Conference	SWMOA
Chief Administrative Officer	Administrative Services	11/6 - 11/08/23	CSDA Board/Clerk Conference	CSDA
Operator I Operator II(s) Senior Operator	Water Operations	11/7/2023	Maintenance & Construction Expo 2023	WaterWisePro
Operator I(s) Operator II Senior Operator	Water Operations	11/8/2023	Maintenance & Construction Expo 2023	WaterWisePro
Senior Human Resources Analyst	Human Resources	11/14 - 11/17/2023	CALPELRA Annual Training Conference	CALPELRA
Executive Assistant to the General Manager	Administrative Services	11/16/2023	Managing Your Workload: How to Prioritize When Everything is Important	American Management Association
Chief Administrative Officer Chief Financial Officer Water Policy Manager	Administrative Services Finance Water Policy	11/28 - 11/30/23	ACWA Fall Conference	ACWA
Department Assistant	Engineering	11/29/2023	Maximizing Productivity with Microsoft® Teams	Pryor Learning





*Dedicated to  
Satisfying our Community's  
Water Needs*

## MEMORANDUM

TO: Board of Directors  
FROM: Hester "Fritz" Petropoulos, Water Use Efficiency and Education Coordinator  
DATE: February 28, 2024  
SUBJECT: Water-Wise Gardens at Costa Mesa City Hall

---

### RECOMMENDATION

Direct staff to refurbish three public-facing gardens at Costa Mesa City Hall with water-wise plants and updated branded signage.

### STRATEGIC PLAN

Goal #4: Increase favorable opinion of Mesa Water.  
Goal #6: Provide excellent customer service.  
Goal # 7: Actively participate in regional and statewide water issues.

### PRIOR BOARD ACTION/DISCUSSION

None.

### BACKGROUND

In the early 2000s, Mesa Water District (Mesa Water®) collaborated with the City of Costa Mesa to install five water-wise demonstration gardens around City Hall. While the gardens still exist and are being maintained by city staff, no updates or improvements to the landscaping or signage have been made in the 20 years since installation. The landscaping has aged and does not reflect the original plan to both beautify the grounds and showcase water-wise plants.

Mesa Water met with city staff to discuss rehabilitating the water-wise gardens. City staff stated that the city could agree to responsibility for maintaining the refreshed water-wise gardens if Mesa Water covered the cost of the landscape design, plants and new signage. Mesa Water also obtained permission from city staff to remove the aging and outdated signage with Mesa Consolidated Water District branding. Operations staff has removed the signage.

### DISCUSSION

Three of the five water-wise gardens at Costa Mesa City Hall public entrance-facing gardens and two are near employee entrances. The three public-facing gardens total 3,000 square feet. Mesa Water staff recommends refurbishing the three public-facing gardens with water-wise plants and placing three new Mesa Water-branded signs. The two gardens by the employee entrances are not part of this project scope because of their added cost and inaccessibility to the general public, but may be considered for rehabilitation in the future. The landscape design and plant selection will consider the city's current drip irrigation system.

Visitors to Costa Mesa City Hall would see the water-wise gardens and examples of plants and landscaping that they can install at residential and/or business properties. New signage would increase the visibility of Mesa Water and its commitment to water use efficiency, particularly with respect to outdoor landscaping and watering. The enhanced gardens would provide opportunities



to showcase the water use efficiency efforts of Mesa Water on social media, newsletters, and a potential media celebration event in partnership with the City of Costa Mesa.

Mesa Water recommends using Stivers & Associates, Inc. for the garden rehabilitation project and Gerard Signs for the new signage because of the quality of their work at the Mesa Water Reliability Facility and Mesa Water Education Center. Their work on the water-wise gardens and signage at Costa Mesa City Hall will keep Mesa Water's branding consistent. The total project cost is estimated to be approximately \$63,000, an amount that falls under the authority of the General Manager. Once completed, staff with the City of Costa Mesa will maintain the gardens.

#### FINANCIAL IMPACT

In Fiscal Year 2024, \$906,450 is budgeted for Public Affairs Support Services; \$538,695 has been spent to date.

#### ATTACHMENTS

None.



*Dedicated to  
Satisfying our Community's  
Water Needs*

## MEMORANDUM

TO: Board of Directors  
FROM: Andrew D. Wiesner, P.E., District Engineer  
DATE: February 28, 2024  
SUBJECT: Procedure for Will-Serve Letters

---

### RECOMMENDATION

Receive the presentation.

### STRATEGIC PLAN

Goal #1: Provide an abundant, local, reliable and safe water supply.  
Goal #2: Perpetually renew and improve our infrastructure.

### PRIOR BOARD ACTION/DISCUSSION

At its September 13, 2023 meeting, the Board of Directors (Board) received a presentation regarding the Procedure for Will-Serve Letters.

### DISCUSSION

Periodically, Mesa Water District (Mesa Water®) will receive a request from a customer, developer or government agency for a "Will-Serve Letter." A Will-Serve Letter provides a conditional statement that, as of the date of the letter, water supply and facilities are available to serve the proposed project. Currently, staff does its due diligence to evaluate all Will-Serve Letter requests and plan checks to determine if the requested water supplies are available or if further investigation is needed. It would be beneficial to Mesa Water to develop a formal procedure to process Will-Serve Letter requests. Staff is recommending the following procedure for the response to these requests:

- Upon request for a Will-Serve Letter, the District Engineer will review the request.
- Requests will not be considered until sufficient information is provided to determine the potential impacts to water supplies of the project. This information should include, for example:
  - The location of the project, type of use, number of units, estimated fixtures, and preliminary plans.
- Will-Serve Letter Requests will be listed on the Developer Project Status Report.
- Following the initial review of the project, approval of the Will-Serve Letter shall be obtained.
  - If the project consists of four or fewer residential parcels, the District Engineer is authorized to approve the Will-Serve Letter.
  - If the project consists of more than four residential parcels or a commercial, industrial or institutional development, an action item to approve the issuance of a Will-Serve Letter will be agendaized at a meeting of the Board of Directors.

The Will-Serve Letter will not constitute a guarantee for water service and, since they are a way to mitigate a developer's risk, they will not be required for any project. Will-Serve Letters will only be considered upon request. All customer projects will continue to require Plan Check per Mesa Water's Rules and Regulations for Water Service.



FINANCIAL IMPACT

None.

ATTACHMENTS

Attachment A: Will-Serve Letter Template



*Dedicated to  
Satisfying our Community's  
Water Needs*

---

**BOARD OF DIRECTORS**

**Shawn Dewane**  
*President  
Division V*

**Marice H. DePasquale**  
*Vice President  
Division III*

**Jim Atkinson**  
*Director  
Division IV*

**Fred R. Bockmiller, P.E.**  
*Director  
Division I*

**James R. Fisler**  
*Director  
Division II*

**Paul E. Shoenberger, P.E.**  
*General Manager*

**Denise Garcia**  
*District Secretary*

**Marwan Khalifa, CPA, MBA**  
*District Treasurer*

**Atkinson, Andelson,  
Loya, Ruud & Romo**  
*Legal Counsel*

---

1965 Placentia Avenue  
Costa Mesa, CA 92627  
tel 949.631.1200  
fax 949.574.1036  
info@MesaWater.org  
**MesaWater.org**

Date

Name  
Entity  
Address 1  
Address 2

Subject:

Dear Name:

There is sufficient water supply and adequate pressure to serve the subject project, including fire protection. However, the developer will be required to provide all necessary improvements to existing infrastructure and be responsible for all associated costs resulting from development activities as identified through the plan check review and approval process.

Please be advised that proper applications and financial arrangements will be completed with Mesa Water District (Mesa Water®) for the installation of domestic water services, water mains, fire hydrants and fire services as the subject project is within the boundaries of Mesa Water.

The water systems are to be installed by the developer and shall comply with Mesa Water's standard specifications.

Upon application for new water service, an Engineering Plan Check fee, Construction Inspection deposit, Meter Installation deposit, and Construction Performance Bond shall be paid. Additionally, Capacity Charges will be paid prior to approval of plans and issuance of a construction permit.

The developer shall contact Mesa Water immediately so the proposed project development can be evaluated and the appropriate project requirements and deposits can be determined.

Sincerely,

Andrew D. Wiesner, P.E.  
District Engineer



*Dedicated to  
Satisfying our Community's  
Water Needs*

## MEMORANDUM

TO: Board of Directors  
FROM: Andrew D. Wiesner, P.E., District Engineer  
DATE: February 28, 2024  
SUBJECT: Requests for Will-Serve Letters

---

### RECOMMENDATION

Approve the issuance of Will-Serve Letters to customer projects located at 695 W. 19<sup>th</sup> Street and 615 and 617 Victoria Street and approve a Water Supply Assessment for a customer project located at 3333 Susan Street.

### STRATEGIC PLAN

Goal #1: Provide an abundant, local, reliable and safe water supply.  
Goal #2: Perpetually renew and improve our infrastructure.

### PRIOR BOARD ACTION/DISCUSSION

At its September 13, 2023 meeting, the Board of Directors (Board) received a presentation regarding the Procedure for Will-Serve Letters.

### DISCUSSION

Recently, Mesa Water District (Mesa Water®) has received three separate requests for Will-Serve Letters. Two requests are for smaller residential developments, and one is for a much larger apartment complex. The three projects are described below:

1. 695 W. 19<sup>th</sup> Street – 60-unit Senior Housing facility that would be constructed in the parking lot of the existing Senior Center located at the corner of W. 19<sup>th</sup> Street and Pomona Avenue. A preliminary plan is attached as Attachment A. Staff recommends approving the issuance of a Will-Serve Letter.
2. 615 & 617 Victoria Street – 32-unit residential development located on Victoria Street near the intersection with Pomona Avenue. This residential project plans to demolish the existing 12 residential units and construct 32 new three-story town homes. A preliminary plan is attached as Attachment B. Staff recommends approving the issuance of a Will-Serve Letter.
3. 3333 Susan Street – A large residential apartment complex located at the intersection of Susan Street and Sunflower Avenue called “HIVE LIVE.” This residential project plans to demolish the existing commercial buildings located at this address and construct 1,050 apartment units. A preliminary plan is attached as Attachment C. This project will require a Water Supply Assessment per the California Environmental Quality Act (CEQA). Staff recommends approving a Water Supply Assessment for the development.

The Will-Serve Letters and Water Supply Assessment will not constitute a guarantee for water service. These three customer projects will continue to require Plan Check per Mesa Water’s Rules and Regulations for Water Service as they move forward.



FINANCIAL IMPACT

None

ATTACHMENTS

Attachment A: 695 W. 19<sup>th</sup> Street Preliminary Plans

Attachment B: 615 & 617 Victoria Street Preliminary Plans

Attachment C: 3333 Susan Street Preliminary Plans



# COSTA MESA SC HOUSING

COSTA MESA, CA





GROUND LEVEL  
LANDSCAPE PLAN  
• see sheet L.2

PODIUM LEVEL  
LANDSCAPE PLAN  
• see sheet L.3



615 and 617 Victoria Street

Water			
	Description	Quantity	Unit
◆	Water - Fire Hydrant	2	Count
▲	Water - Gate Valve	5	Count
∕	Water - Mainline - 4" PVC (Domestic)	259.57	ft
∕	Water - Mainline - 6" PVC (Fire Water)	814.34	ft
✓	Water - Meter Man fold (4 Individual Meters)	8	Count
✓	Water - Offsite - Connect to Mainline	2	Count
∕	Water - Offsite - Mainline - 4" PVC (Domestic)	31.91	ft
∕	Water - Offsite - Mainline - 6" PVC (Fire Water)	31.81	ft
∕	Water - Service - 2" for Meter Manifold	205.23	ft

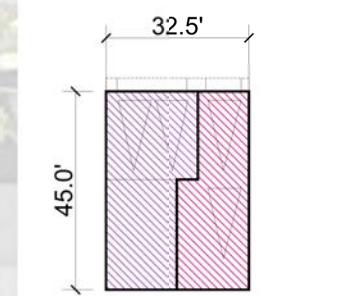
Sewer			
	Description	Quantity	Unit
●	Sewer - Cleanout	4	Count
∕	Sewer - Mainline - 8" PVC	586.87	ft
●	Sewer - Manhole	2	Count
●	Sewer - Offsite - Connect to Sewer w/Manhole	1	Count
∕	Sewer - Offsite - Mainline - 8" PVC	43.18	ft
∕	Sewer - Service - 4" PVC	544.09	ft

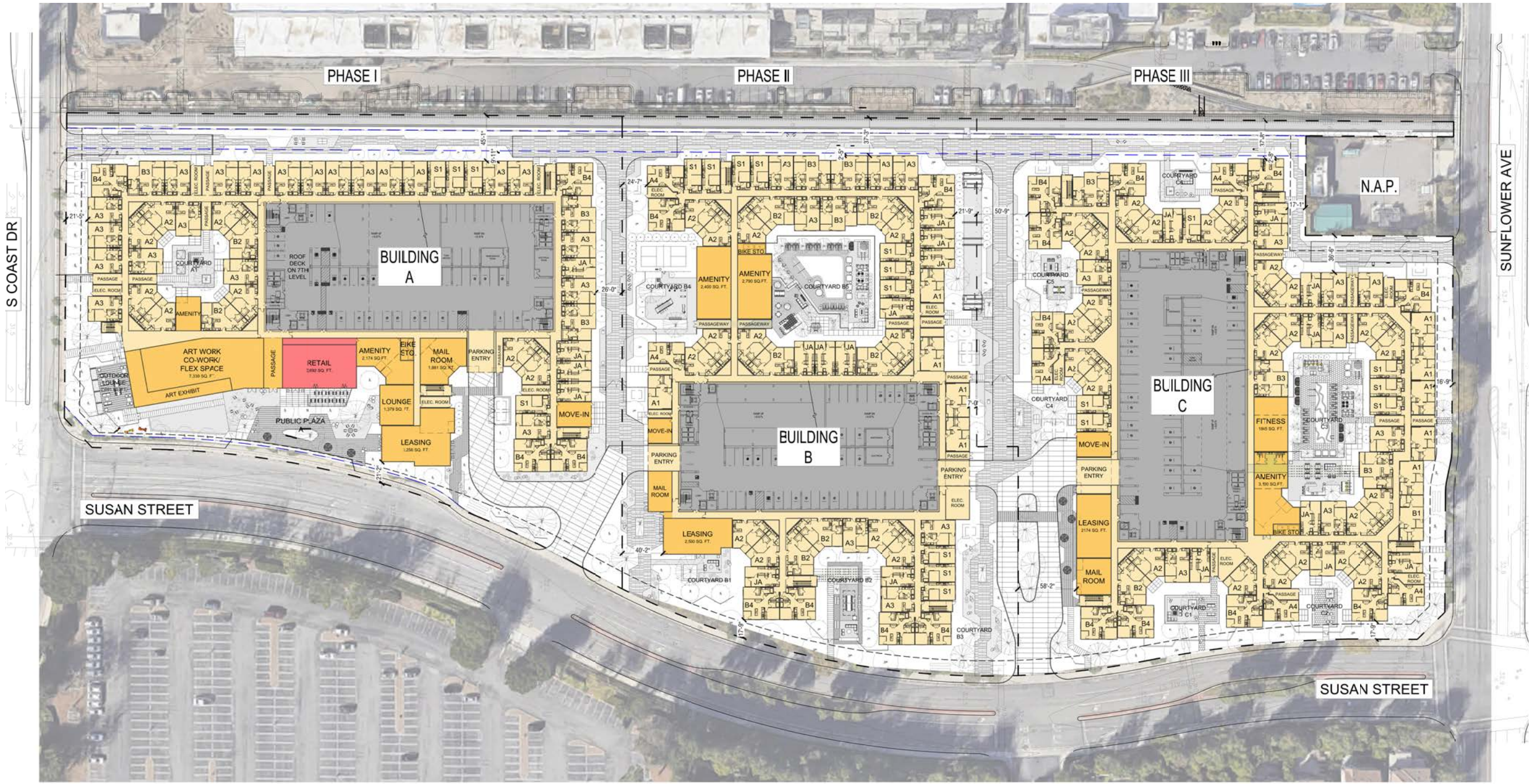


**SITE INFORMATION**  
 APN:  
 Address: Victoria Street  
 City: Costa Mesa, CA  
 County: Orange County  
 Zoning: R2-MD & Mesa West Residential Ownership Urban Plan

**R2-MD**  
 Density: 12 du/ac  
 Setbacks:  
 Front: 20'  
 Side: 5'  
 Rear: 20' for 2-story  
 Open Space: 40% of lot area  
 Parking Required:  
 2bd: 3 sp/unit (1 covered, 1.5 uncovered, 0.5 guest)  
 3bd: 4 sp/unit (1 covered, 2.5 uncovered, 0.5 guest)  
 4bd: 4 sp/unit (1 covered, 2.5 uncovered, 0.5 guest)  
 State Density Bonus Parking Standards  
 1 bd: 1 sp/unit  
 2 bd: 1.5 sp/unit  
 3 bd: 1.5 sp/unit  
 4 bd: 2.5 sp/unit

**SITE SUMMARY**  
 Site Area: ±1.3 ac (±57,420sf)  
 Units:  
 16 units - P3 (3bd)  
 16 units - P4 (4bd)  
 32 units - Total  
 Density: ±24.6 du/ac  
 Parking Provided:  
 64 spaces - Garage Parking (±2 sp/unit)  
 18 spaces - Open Parking (±0.5 sp/unit)  
 82 spaces - Total Parking (±2.5 sp/unit)  
 Open Space Provided:  
 ±15,822sf Common Area (±28%)






LEGEND

- RETAIL
- LEASING & AMENITIES
- RESIDENTIAL
- PARKING
- PROPERTY LINE
- EASEMENT
- SETBACK
- SITE CURB
- TRANSFORMERS



CONCEPTUAL SITE PLAN



A-11

SCALE: 1" = 50'  
JOB NO.: 2022-1238  
DATE: 10-20-2023



*Dedicated to  
Satisfying our Community's  
Water Needs*

## MEMORANDUM

TO: Board of Directors  
FROM: Stacy Taylor, Water Policy Manager  
DATE: February 28, 2024  
SUBJECT: Californians for Energy and Water Abundance

---

### RECOMMENDATION

Approve a grant contribution to the California Policy Center for \$12,500 to help fund and support the organization's ongoing research on Water Solutions for California.

### STRATEGIC PLAN

Goal #1: Provide an abundant, local, reliable and safe water supply.  
Goal #3: Be financially responsible and transparent.  
Goal #4: Increase favorable opinion of Mesa Water.  
Goal #7: Actively participate in regional and statewide water issues.

### PRIOR BOARD ACTION

At its October 13, 2021 meeting, the Board of Directors (Board) adopted Resolution No. 1549 Supporting the [Water Infrastructure Funding Act of 2022](#).

At its January 25, 2023 meeting, the Board approved a \$12,500 grant contribution to the California Policy Center to help fund and support the organization's research on Water Infrastructure Solutions for California.

At its February 14, 2024 meeting, the Board received a presentation from California Policy Center Co-Founder Edward Ring on *The Abundance Mindset: A New Approach to Water Policy*.

### BACKGROUND

The challenges of a growing population in conjunction with climate change, prolonged droughts, weather whiplash, and the state's inability to capture and store water have exposed serious flaws within the state of California's water infrastructure. California residents have frequently voted for billion-dollar water bonds to create new reservoirs and water supplies to help drought-proof the state; however, these water projects either move very slowly through the regulatory process or not at all. Potential climate change impacts may further deteriorate the state's water supply reliability.

In 2021, the [California Policy Center](#) (CPC) -- co-founded in 2013 by [Edward Ring](#) -- performed and publicized policy research devised to identify: 1) water supply projects that could solve California's water scarcity, 2) how these projects could be funded, and 3) the necessary regulatory reforms that could remove obstacles to their construction.

The CPC's research, made available to the public, also evaluated which sectors of California's economy would most benefit from abundant water. To that end, the CPC formed a steering committee consisting of water industry professionals from agribusiness and urban water agencies.



Over a six-month period, the steering committee reached out to hundreds of experts to seek assistance and ideas for legislative solutions to the challenge of water scarcity in California. This expert assistance included agricultural associations, civil engineering contractors, construction unions, and pro-bono legal review by attorneys from water agencies, as well as from California Assemblymember [Devon Mathis](#) and former Assemblymember (now Congressman) [Kevin Kiley](#), both of whom worked with State of California's Office of Legislative Counsel to review language that could either take the form of a bill in the state legislature or a state ballot initiative.

By September 2021, the CPC's research phase had concluded. The product of the research, the Water Infrastructure Funding Act of 2022, was fully vetted and generally acknowledged to offer a comprehensive solution to water scarcity in California.

At that point, the CPC withdrew from the process and a dedicated political action committee was formed, called [More Water Now](#), to file the final amended version of the Water Infrastructure Funding Act of 2022 and attempt to qualify it for the ballot through paid signature gathering. The initiative would have accomplished many objectives, including funding conservation programs and allocating two percent of the state's general fund revenues for water supply construction projects.

Specifically, this initiative would have: 1) increased California's water supply by five million acre-feet annually, 2) improved aging infrastructure, and 3) constructed new means to capture and deliver water to all parts of the state. Unfortunately, the Water Infrastructure Funding Act of 2022 did not receive enough signatures to qualify for the November 2022 state ballot.

Using lessons learned from 2022, the CPC restarted its research project in 2023 -- supported in part by Mesa Water's \$12,500 grant contribution -- with the goal of changing California's preferred policies of rationing and politically imposed scarcity to policies that embrace and nurture abundance and affordability. In 2023, CPC's work towards attaining this goal included the following impactful activities and accomplishments (further detailed in Attachment A):

- launched "Californians for Energy and Water Abundance" ([AbundanceCA.com/](#)) and an accompanying weekly newsletter -- "What's Current - California's Energy & Water Future" ([AbundanceCA.com/news/](#)) -- sent to a list of 1,200 influential individuals;
- built a team of experts on California's energy and water challenges to promote policy solutions;
- developed several legislative recommendations to address specific regulatory obstacles and to help achieve water and energy abundance, with one such recommendation (related to reforming the California Environmental Quality Act) resulting in the "Californians for Fair Housing" Political Action Committee which is conducting signature gathering to qualify the "[California Homeownership Affordability Act](#)" for the November 2024 state ballot;
- assembled a coalition of activist groups dedicated to advocating on the CPC's policy solutions and legislative recommendations; and,
- aggressively promoted the CPC's policy solutions and legislative recommendations to journalists, politicians, and the public.



Mr. Ring provided a proposal (see Attachment B) to Mesa Water for the Board's consideration of providing a \$12,500 grant contribution to help fund and support the CPC's ongoing work in 2024. Staff recommends approving a grant contribution to CPC for \$12,500 to help fund and support the organization's ongoing research on Water Solutions for California.

#### FINANCIAL IMPACT

None.

#### ATTACHMENTS

Attachment A: California Policy Center 2023 Grant Report on Activities and Accomplishments

Attachment B: Californians for Energy and Water Abundance - Grant Proposal to Mesa Water for 2024

## **California Policy Center**

### **2023 Grant Report on Activities and Accomplishments**

Over this past year our goal to research solutions to solve energy and water scarcity in California was achieved. Our commitment to build a team of experts and begin to form a coalition of like-minded organizations was fulfilled. In the past year we have, both independently and in coordination with other organizations, produced specific policy recommendations both for energy and water. One of these recommendations has been filed as a citizens' initiative by a PAC and is in the process of being qualified for California's November 2024 state ballot.

We also have aggressively promoted all of our research and recommendations on energy and water policies through published articles, radio interviews, television and streaming appearances, and an email newsletter. We have launched a website, <https://AbundanceCA.com>, as a platform to archive and promote our work and offer it for public access. But while progress has been made, much more effort is necessary.

This is a long-term project aimed at changing the minds of California's politicians, journalists, donors and other elites, as well as the sentiments of the electorate in general. Our goal is to move them all from preferring policies of rationing and politically imposed scarcity, instead to policies that nurture abundance and affordability. This project will be complete when California has modified, in particular, its energy and water policies to embrace these themes.

#### **Attainment of Goals & Project Impact**

Here are each of our goals, and what we did towards their fulfillment:

(1) Launch new California Policy Center project, "Californians for Energy and Water Abundance:" Completed website <https://AbundanceCA.com> and launched "What's Current - California's Energy & Water Future" weekly newsletter, sent to 1,200 influential individuals, most of them in California. Targeting water agency executives, civil engineering contractors, local and state elected officials, energy industry, agribusiness.

(2) Build team of experts on California's energy and water challenges and the policy environment: Along with Executive Director Edward Ring, experts whose work we promote include:

- Kristi Diener is the founder of the California Water for Food & People Movement.
- Alex Epstein, founder and president of the Center for Industrial Progress.
- Steven Greenhut, Resident Senior Fellow and Western Region Director at the R Street Institute.
- Steve Hilton, former Fox News prime-time host, currently director of Golden California, a 501c3 committed to promoting policy solutions to a broad range of challenges facing Californians.
- Gene Nelson, Senior Legal Researcher with Californians for Green Nuclear Power.
- Todd Royal, an independent public policy consultant focusing on the geopolitical implications of energy.
- Ronald Stein, founder of EnergyLiteracy.net, an internationally published columnist, energy expert, and author.

(3) Develop two comprehensive legislative solutions to achieve water and energy abundance: We came up with three detailed recommendations:



- We collaborated to develop language to reform the California Environmental Quality Act. This reform has been filed as a state ballot initiative with the California Attorney General by an allied organization, "Californians for Fair Housing." This PAC is currently gathering signatures in an attempt to qualify this measure for the November 2024 state ballot.
- Another solution we have developed offers an innovative solution to financing water infrastructure by setting up a revolving fund to issue low interest, long-term loans to water districts to pay for water supply projects.
- Finally, we have developed and recommended a permit reform measure to streamline the process to approve energy, water, and transportation infrastructure.

(4) In parallel, develop several focused legislative solutions to solve specific regulatory obstacles:

Additional reforms we have recommended are as follows:

- Redefine "beneficial use" to include water used for food and people.
- Declare diversions of water for groundwater storage to be a beneficial use.
- Revise the California Endangered Species Act to put it into alignment with the Federal Endangered Species Act.
- Require actions implemented pursuant to the California Endangered Species Act to also take into account the human and economic impacts.
- Redefine "renewable energy" to include nuclear power.
- Redefine "renewable energy" to include hydroelectric power.
- Redefine "renewable energy" to include natural gas generating plants that can achieve conversion efficiencies beyond a target threshold.
- Modify California's EV mandate to include advanced hybrid vehicles and not just 100 percent electric vehicles.
- Specify conditions under which ministerial approval can be granted for dredging operations.
- Establish criteria whereby property owners have "by right" ability to conduct vegetation management including the use of prescribed herbivores – sheep, goats, cattle.

(5) Assemble a coalition of activist groups dedicated to advocating these legislative solutions:

We have organized the experts whose work we promote, and the organizations for which they are either the leaders or play a vital role, along with dozens of other groups throughout California, to regularly receive messages with a recurrent theme: we are in a fight to replace the mentality of scarcity with one that embraces abundance. The goals of water and energy abundance in particular are inextricably linked. We are all in this together. During 2024 we will focus on supporting the CEQA reform ballot initiative, which is a perfect example of a reform that will decisively improve opportunities to develop both energy and water projects.

(6) Aggressively promote these solutions to journalists, politicians, and members of the public:

In the next section, "Outcome Measurement," we provide a review of our activities to promote these solutions.

### **Outcome Measurement**

Our focus on policies that will streamline the regulatory environment and support investment in more water supply infrastructure has helped stimulate new and sustained efforts by water agencies and state legislators. Governor Newsom now says we must "move away from a scarcity mindset to one more of abundance." The Association of California Water Agencies (ACWA) is now lobbying for an "all-of-the-

above" solution to water scarcity. Funding and support has finally materialized for the Sites Project, a long-delayed 1.5 million acre foot off-stream reservoir.

Another specific accomplishment came from CPC's research assistance leading to a CEQA reform ballot initiative that was filed October 12, 2023 by "Californians for Home Ownership." CEQA, the California Environmental Quality Act, is the single biggest impediment to development of water supply and energy production infrastructure in California. This initiative, for which the proponents are about to begin gathering signatures to qualify for the November 2024 ballot, will ban lawsuits by private parties under CEQA, a practice that has been abused by extreme environmentalists and opportunistic attorneys. If this initiative makes it to the ballot, and even if it doesn't, it will generate broad public awareness and help reinforce a growing consensus among California's elites that CEQA reform should be an urgent public policy priority.

While coalition building as described above is critical to move from opinion formation to action, considerable efforts were made towards public education. During 2023 so far, abundance themed articles, focusing on energy and water policy solutions for California were published in the following venues, Wall Street Journal (1x), Orange County Register (3x), National Review (4x), Pacific Research Institute (12x), City Journal (3x), California Globe (18x), American Greatness (49x), American Spectator (1x), and Cal Matters (2x). Every one of these articles was distinct, 102 so far, all of them written by Edward Ring. Most if not all have been regularly republished in several regional newsletters and websites. Two (that we know of) were translated into Spanish and went viral on social media in Latin America. Four were featured in Real Clear Politics, and twelve in Real Clear Policy. Many of them, of course, were republished on the California Policy Center's website, including a 5,300 word comprehensive study on CEQA reform.

Ring also made numerous appearances on radio and streaming including OANN's Tipping Point (4x), National Review's Radio Free California podcast (2x), the Rod Arquette Show (4x), the California Republican Women Federated, the California Local Elected Officials, Congressman Andy Biggs' podcast, Fox Host Steve Hilton's podcast, and several others. Ring was also the keynote speaker at the Orange County Water Policy Forum and Dinner in June, and a panelist at the Orange County Water Summit in October. In February - both of these events had over 300 water industry and water agency executives in attendance, In February 2023 Ring appeared on Fox Business to discuss California's failed energy policies.

During 2023 the project also launched a website [https://:AbundanceCA.com](https://AbundanceCA.com) to make sample legislation publicly available and offer a platform to the public with information on abundance themes. In July the project launched a weekly email newsletter, "What's Current? - California's Water & Energy Future," so far reaching a curated list of 1,250 influential Californians. The newsletter's average open rate is 38.7 percent, much better than the average for non-profits (25.2%), politics (22.9%), or media/publishing (22%).

### **Lessons Learned**

Our primary goal going into 2024 is to build on our success so far. There is no other organization in California focused on energy and water abundance policies, and the message is finding receptive audiences among influencers and the voting public all over the state across regions and across industries. We intend to continue our work, focusing on executives and entrepreneurs in water agencies, civil engineering contractors, energy companies, and agribusiness. We also intend to increase our

outreach to journalists in order to become a regular source for them, that is an area we should have made more of a priority in 2023.

Two lessons learned will help us be more effective in 2024 but are factors we couldn't have easily foreseen a year ago. The first is the passage of Assembly Bill 421, signed by Governor Newsom on September 8, 2023. This legislation is going to make it nearly impossible to successfully qualify a ballot initiative using volunteers. It includes a provision that effectively prevents a one-page initiative by requiring additional mandatory verbiage on petitions, and another that makes it virtually impossible to enable citizens to print initiative petitions from downloaded PDF files. We would not have invested time in developing short-form initiatives if we had seen this coming. Our efforts would have instead been exclusively directed at coordinating research with well established organizations with the potential to spin-off well funded initiative efforts. The partnership we formed with Golden Together, the C3 affiliated with the PAC "Californians for Housing" that is attempting to qualify a CEQA reform initiative, is something that has been productive and will continue in 2024.

Another lesson learned, which in retrospect might have been foreseen, was the reluctance of California's oil and gas producer associations, WSPA and CIPA, to share ideas for pro-energy legislative reform. They are in the middle of a fight for their lives, attempting to repeal via a voter referendum (which they have already qualified for the November 2024 state ballot) a new law that bans new oil wells within 3,200 feet of any inhabited dwelling or structure that is open to the public. The law also bans modifications to existing wells within these areas. It will kill the industry. The expense and uncertain outcome have the state oil and gas trade associations treading carefully, with no time for distractions. Our strategy for 2024, which we have already begun, is to reach out to small independent oil and gas companies, mostly in oil rich Kern County, to form relationships with them and learn what more significant reforms they believe would be good for their industry and better serve Californians.

### **Final Observations**

Taking into account the limited resources available, this CPC spin-off project, "Californians for Energy and Water Abundance," presents an extraordinary list of accomplishments over the past year. Goals for 2024, as noted, are to keep doing what we've been doing. Focusing on more placing more guest op-eds on media platforms with large or influential audiences, supporting with additional research the CEQA reform ballot initiative, attending and producing events, expanding the newsletter audience, continuing to develop (and make publicly available) practical legislative solutions to energy and water scarcity, and continuing to develop a consensus and build a coalition of organizations committed to abundance oriented policies in California.

## Californians for Energy and Water Abundance Grant Proposal to Mesa Water for 2024

Californians for Energy and Water Abundance (CEWA), a project of the California Policy Center (CPC), is formed to identify and promote policy solutions to solve energy and water scarcity in California. During 2023 we built a team of experts led by CPC co-founder Edward Ring, and working both independently and in coordination with other organizations, we produced several specific abundance oriented policy recommendations. One of these recommendations has been filed as a citizens' initiative and is in the process of being qualified for California's November 2024 state ballot.

CEWA also promotes all of its research and recommendations on energy and water policies through published articles, radio interviews, television and streaming appearances, and a weekly email newsletter. Also we have launched a website to host and promote our research and recommendations.

Our efforts are helping. Californians are waking up to the cost of scarcity oriented policies and are increasingly receptive to alternatives. But this is a long-term project aimed at fundamentally changing the attitudes of California's politicians, journalists, donors and other elites, as well as the sentiments of the electorate in general. Our goal is to move them all away from preferring policies of rationing and politically imposed scarcity, and instead to support policies that nurture abundance and affordability. This project will be complete when California has modified, in particular, its energy and water policies to embrace these themes.

### Ongoing projects for 2024

- (1) Continue to host and post updates on our website [AbundanceCA.com](https://AbundanceCA.com).
- (2) Increase distribution and publish 50 more issues of the "[What's Current - California's Energy & Water Future](#)" weekly newsletter, currently sent to 1,200 influential individuals, targeting water agencies, civil engineering contractors, elected officials, energy industry, and agribusiness.
- (3) Maintain and expand team of experts on California's energy and water challenges and the policy environment. Continue to post guest op-eds promoting abundance oriented policies. Continue to appear at events on water and energy policy – so far we have 3 keynotes or panel participations already booked in 2024.
- (4) Research and promote additional legislative solutions to achieve water and energy abundance.
- (5) Educate Californians on the "[California Homeownership Affordability Act](#)," a citizen initiative for which a PAC is currently gathering signatures to qualify it for the November 2024 state ballot. This initiative restricts the right to file CEQA lawsuits to public district attorneys. CEQA restrictions and litigation are California's #1 impediment to water and energy abundance.
- (6) Continue to build a coalition of groups dedicated to advocating these legislative solutions.
- (7) Aggressively promote these solutions to journalists, politicians, and members of the public. In 2024 we will be adding CEWA presentations to CPC's [California Local Elected Officials](#) training and networking events, and as well we are planning an event for journalists.

CEWA thanks Mesa Water District for the \$12,500 grant that helped supported our efforts in 2023.

This proposal is submitted in hopes that Mesa Water District will renew their support with another grant of \$12,500 to help fund our work in 2024.



*Dedicated to  
Satisfying our Community's  
Water Needs*

## MEMORANDUM

TO: Board of Directors  
FROM: Tyler Jernigan, Water Operations Manager  
DATE: February 28, 2024  
SUBJECT: Water Supply and Demand Optimization Model Upgrades

---

### RECOMMENDATION

Approve a contract with Carollo Engineers for an amount not to exceed \$122,500 to implement Blue Plan-It software which upgrades the original Water Supply and Demand Optimization Model.

### STRATEGIC PLAN

Goal #1: Provide an abundant, local, reliable and safe water supply.  
Goal #2: Perpetually renew and improve our infrastructure.  
Goal #3: Be financially responsible and transparent.

### PRIOR BOARD ACTION

At its July 11, 2013 meeting, the Board of Directors (Board) awarded a contract to Carollo Engineers (Carollo) to provide consulting services for a Water Systems Master Plan Update, which included the development of the Water Supply and Demand Optimization Model (WSDOM).

At its January 24, 2024 the Board received a presentation from Carrollo on the Water Supply and Demand Optimization Model software upgrades from Carollo.

### BACKGROUND

As par of the 2014 Water System Master Plan, Carollo developed a WSDOM planning and optimization tool to assist Mesa Water District's (Mesa Water® ) Operations staff with operating the District's clear wells most efficiently. This allowed staff to make key operational modifications to the production and storage systems based upon seasonal and daily usage patterns. The WSDOM tool was upgraded in 2018 to incorporate the improvements from the District's Well Automation Project.

### DISCUSSION

Since its implementation in 2014, the WSDOM tool has aided Operations staff in managing the water supply efficiently. With the rising cost of energy, chemicals and labor, continuing to optimize the District's water supply is imperative to ensure fiscal responsibility. Although the WSDOM tool can be updated to incorporate the newly constructed Well Nos. 12 and 14, this would not be a cost-effective solution as this model is built on an Excel-based platform, requiring significant effort in programming for current and future changes within the water system. Upgrading the current WSDOM tool to Blue Plan-It software has been identified by staff as a more cost effective and overall beneficial option for the District for these reasons:

- Ease of adding new sources, changing operating parameters of existing sources, and changing system dynamics, such as adding new pressure zones.



- Ability to easily update varying factors such as energy costs, pump efficiencies, and time of use rates.
- Factoring the cost of pump-to-waste cycle of each well.
- Ability to add water quality parameters for potentially blending water sources.
- Time savings when running the model; the Blue Plan-It model calculates the system optimization solution in under 15 minutes.
- Customized time blocking when running the model for increased accuracy of supply and demand.
- Utilization for future modeling of the water system, showing peak demands and how the system would sustain supply with specific sources.

Mesa Water staff will be involved throughout the model development with regular project progress monitoring, allowing staff to comment on and take into consideration the progress in real time. Carollo can complete the work to develop the Beta version model within approximately fourteen weeks after receiving the Notice to Proceed. Staff will have a 45-day timeframe to test the Beta version and provide additional comments to be evaluated by management for implementation into the final version.

Staff recommends approving a contract with Carollo Engineers for an amount not to exceed \$122,500 to implement Blue Plan-It software which upgrades the original Water Supply and Demand Optimization Model.

#### FINANCIAL IMPACT

In Fiscal Year 2024, \$150,000 is budgeted for the Water Supply and Demand Optimization Model upgrade; no funds have been spent to date.

#### ATTACHMENTS

None.



*Dedicated to  
Satisfying our Community's  
Water Needs*

## MEMORANDUM

TO: Board of Directors  
FROM: Denise Garcia, Chief Administrative Officer  
DATE: February 28, 2024  
SUBJECT: Directors' Compensation and Expense Reimbursement

---

### RECOMMENDATION

Discuss Directors' fees and, if determined, direct staff to schedule a public hearing for the April 10, 2024 Board meeting.

The Executive Committee reviewed this item at its February 12, 2024 meeting and has no recommendation.

### STRATEGIC PLAN

- Goal #1: Provide an abundant, local, reliable and safe water supply.
- Goal #2: Perpetually renew and improve our infrastructure.
- Goal #3: Be financially responsible and transparent.
- Goal #4: Increase favorable opinion of Mesa Water.
- Goal #5: Attract, develop and retain skilled employees.
- Goal #6: Provide excellent customer service.
- Goal #7: Actively participate in regional and statewide water issues.

### PRIOR BOARD ACTION/DISCUSSION

At its January 11, 2023 meeting, the Board adopted Ordinance No. 34 Directors Compensation and Expense Reimbursement, setting the rate in Section 1 to \$336 effective March 12, 2023 and \$352 effective July 1, 2023.

At its March 22, 2023 meeting, the Board adopted Ordinance No. 35 Directors Compensation and Expense Reimbursement, approving a change to the Board's deferred compensation plan – an increase to the dollar for dollar match of the greater of \$2,000 per month or three percent of gross wages, effective May 21, 2023.

### BACKGROUND

At its October 31, 2008 workshop, the Board directed staff to prepare an ordinance increasing Directors' fees concurrent with the District's budget cycle, thus changing from a calendar year to a fiscal year.

In addition, a public hearing must be held prior to the Board taking action to increase Directors compensation. Prior to the date of the public hearing, Mesa Water is required to place an advertisement once a week for two weeks, each published with at least five days intervening between publication dates, in a local newspaper announcing the public hearing. If the Board approves the ordinance, a minimum of sixty days must elapse prior to the increase becoming effective.



## DISCUSSION

The current Directors compensation amount of \$352 per meeting was approved January 11, 2023 and effective July 1, 2023. The Board reviews the topic of Directors compensation annually. At this time, the Water Code allows for an increase of up to five percent per year; the Board may approve an increase for an amount not to exceed \$369.60. If the Board approves an increase in 2024, the next available increase could be no sooner than one year later. If the Board directs staff to schedule a public hearing, staff will place the required advertisements in the newspaper.

## FINANCIAL IMPACT

In Fiscal Year 2024, \$3,000 is budgeted for Regulatory Compliance/Permits; \$1,675 has been spent to date.

Should the Board approve an increase, staff will include the additional cost in the Fiscal Year 2025 budget, as well as the mandatory payroll-related Social Security (FICA), Medicare, and Workers' Compensation costs.

## ATTACHMENTS

Attachment A: Ordinance No. 35

Attachment B: Agency Board of Directors' Fees Survey



## ORDINANCE NO. 35

### ORDINANCE OF THE MESA WATER DISTRICT BOARD OF DIRECTORS REGARDING DIRECTORS COMPENSATION AND EXPENSE REIMBURSEMENT SUPERSEDING ORDINANCE NO. 34

WHEREAS, Mesa Water District (Mesa Water®) is a county water district organized and operating pursuant to the provisions of the laws of the State of California (State or California); and

WHEREAS, the California Water Code (Water Code) governs compensation of the Mesa Water District Board of Directors (collectively, the “Board” and individually, a “Director”) for each day of service rendered as a Director by request of the Board, together with any expenses incurred in the performance of his or her duties required or authorized by the Board; and

WHEREAS, the Board of Directors has previously adopted Ordinance No. 34 regarding compensation for Directors attendance at Board meetings, days of service at committee meetings, attendance at conferences, seminars, and other water related agencies’ meetings and other activities, as specified by action of the Board, and the Board desires to supersede Ordinance No. 34 by adoption of this Ordinance, including the provisions hereof; and

WHEREAS, notice of the consideration of this Ordinance, and the proposed Director compensation changes set forth herein, has been provided consistent with the applicable requirements of California law; and

WHEREAS, it is the further desire of the Board to provide for reimbursement to Directors for expenses incurred in the performance of his or her duties as required or authorized by the Board.

NOW, THEREFORE, BE IT ORDAINED BY THE BOARD OF DIRECTORS OF MESA WATER DISTRICT AS FOLLOWS:

**Section 1: Board of Directors Meetings; Days of Service:**

- (a) Effective March 12, 2023, sixty (60) days after the adoption of Ordinance No. 34 the compensation paid to Directors shall be Three Hundred and Thirty-Six Dollars (\$336.00) per day for each day’s attendance at Board meetings, or for each day’s service rendered as a Director by request of, or with the authorization of, the Board as further set forth herein.

- (b) Effective as of July 1, 2023, the compensation paid to Directors shall be Three Hundred and Fifty-Two Dollars (\$352.00) per day for each day's attendance at Board meetings, or for each day's service rendered as a Director by request of, or with the authorization of, the Board as further set forth herein.

**Section 2:** **Meetings/Activities that Constitute Days of Service for the Purpose of Section 1:** The following meetings and activities shall constitute a day of service for purposes of Section 1 of this Ordinance:

- (a) Committee and Other Agency Meetings: Committee meetings for those Directors assigned, or attending, as applicable, shall include the following:
  - (i). Engineering & Operations Committee;
  - (ii). Executive Committee;
  - (iii). Finance Committee;
  - (iv). Legislative and Public Affairs Committee;
  - (v). Other public agency meetings (including regular, adjourned regular and special meetings of the governing bodies of such public agencies as shall be designated and/or authorized by the Board from time to time); and
  - (vi). Other Mesa Water committees, including, but not limited to, *ad hoc* committees, as the Board shall designate by Board action from time to time.
- (b) Teleconferencing: Participation at any public agency meeting that is covered under Section 2(a) by teleconference, or equivalent means, shall be considered as a day of service for the purpose of this Ordinance.
- (c) Conferences and Seminars: Attendance at authorized conferences or seminars as assigned, designated and/or authorized by action of the Board.
- (d) Meetings with Agencies, Organizations, and/or Representatives Concerning or Relating to Water, Governmental or Environmental Matters or Issues: Meetings by Director(s) of or with agencies or organizations, and/or representatives of such, in or related to the public water industry or governmental or environmental matters or issues to discuss, review, and/or receive information relating to Mesa Water, Mesa Water's business or operations, governmental or environmental matters or issues and/or water industry standards, operations, policy matters and/or fiscal issues.

- (e) Other Activities Approved by Action(s) of the Board: Activities by Director(s) other than as described in Sections 2 (a), (b), (c), or (d) above, as authorized by action(s) of the Board in advance of such activity(ies).

**Section 3:**     **Limitations:**

- (a) Maximum Number of Meetings/Days: The fee paid to the Directors shall be made for no more than one meeting per each day of service, and the maximum number of days for which any Director may receive compensation under Sections 1 or 2 hereof, in any calendar month shall be ten (10).
- (b) No Duplicate Compensation: Notwithstanding the foregoing provisions of Sections 1 or 2, any Director that receives compensation from any other entity for attendance and/or participation of any meeting(s), conference(s), seminar(s) or other activity(ies) set out in Sections 1 or 2 shall not be compensated by Mesa Water.

**Section 4:**     **Matching Contributions:** Effective as of May 21, 2023, the District shall make a matching contribution to the Mesa Water District 401(a) Plan (401(a) Plan) on behalf of a Director equal to the amount of such Director's salary deferrals to the District's Section 401(a) deferred compensation plan but not to exceed Two Thousand (\$2,000) per month. The General Manager, or his or her designee, is hereby directed to determine the appropriate amendments to the 401(a) Plan, if any, in order to implement the terms of this section, and shall be authorized to execute said amendments on behalf of the District.

**Section 5:**     **Director Reimbursement(s):** In addition to the compensation described in Section 1, and subject to applicable California law, Director's expenses shall be reimbursed if they are reasonable and necessary to conduct Mesa Water's business pursuant to provisions of the Mesa Water Director reimbursement policy(ies) as adopted by the Board, as are in effect on the date the expense is incurred.

**Section 6:**     **Authorization (Statutory Requirements):** This Ordinance is adopted pursuant to Water Code Sections 20203 and 30523. To the extent required by law, this Ordinance shall satisfy the requirements of Water Code Sections 20201 and 20202 and California Government Code Section 53232.1.

**Section 7:**     **Effective Date:** This Ordinance No. 35 shall take effect upon adoption hereof, subject to the provisions of Section 1 and Section 4 hereof (Effective Date).

**Section 8:**     **Superseding Prior Ordinance:** This Ordinance No. 35 shall supersede Ordinance No. 34 upon the Effective Date hereof, subject to the provisions of Section 1 and Section 2 hereof.

PASSED AND APPROVED at the regular meeting of the Board of Directors held on the 22nd day of March 2023 and adopted by the following roll call vote:

AYES:             DIRECTORS:             Atkinson, Bockmiller, Fisler, DePasquale, Dewane  
NOES:             DIRECTORS:  
ABSTAIN:         DIRECTORS:  
ABSENT:          DIRECTORS:

ATTEST:

DocuSigned by:  
*Denise Garcia*  
E61DD5296C8E4B5  
\_\_\_\_\_  
Denise Garcia  
District Secretary

DocuSigned by:  
*Shawn Dewane*  
27DA17D0F23344E...  
\_\_\_\_\_  
Shawn Dewane  
President, Board of Directors

**AGENCY BOARD OF DIRECTORS' FEES SURVEY  
(February 2024)**

<b>Agency</b>	<b>Effective Date</b>	<b>Per Diem/Mtg.</b>	<b>Max Mtgs. Per Month</b>
Yorba Linda Water District	January 2003	\$150.00	10
El Toro Water District	March 2018	\$219.00	10
South Coast Water District	August 2019	\$255.00	10
Moulton Niguel Water District	April 2023	\$280.00	10
Newport Mesa Unified School District	January 2023	\$284.99	Per Meeting   17 Per Year
Costa Mesa Sanitary District	July 2015	\$295.00	6
Santa Margarita Water District	August 2023	\$324.00	10
Municipal Water District of OC <sup>1</sup>	January 2020	\$327.43	10
Orange County Water District <sup>1</sup>	October 2023	\$330.75	10
Irvine Ranch Water District	January 2024	\$331.00	10
Mesa Water District	July 2023	\$352.00	10
City of Costa Mesa - City Council	April 2009	\$904.40	Per Month

<sup>1</sup> Compensation automatically increases each year unless suspended.

**REPORTS:**

15. REPORT OF THE GENERAL MANAGER:
  - January Key Indicators Report

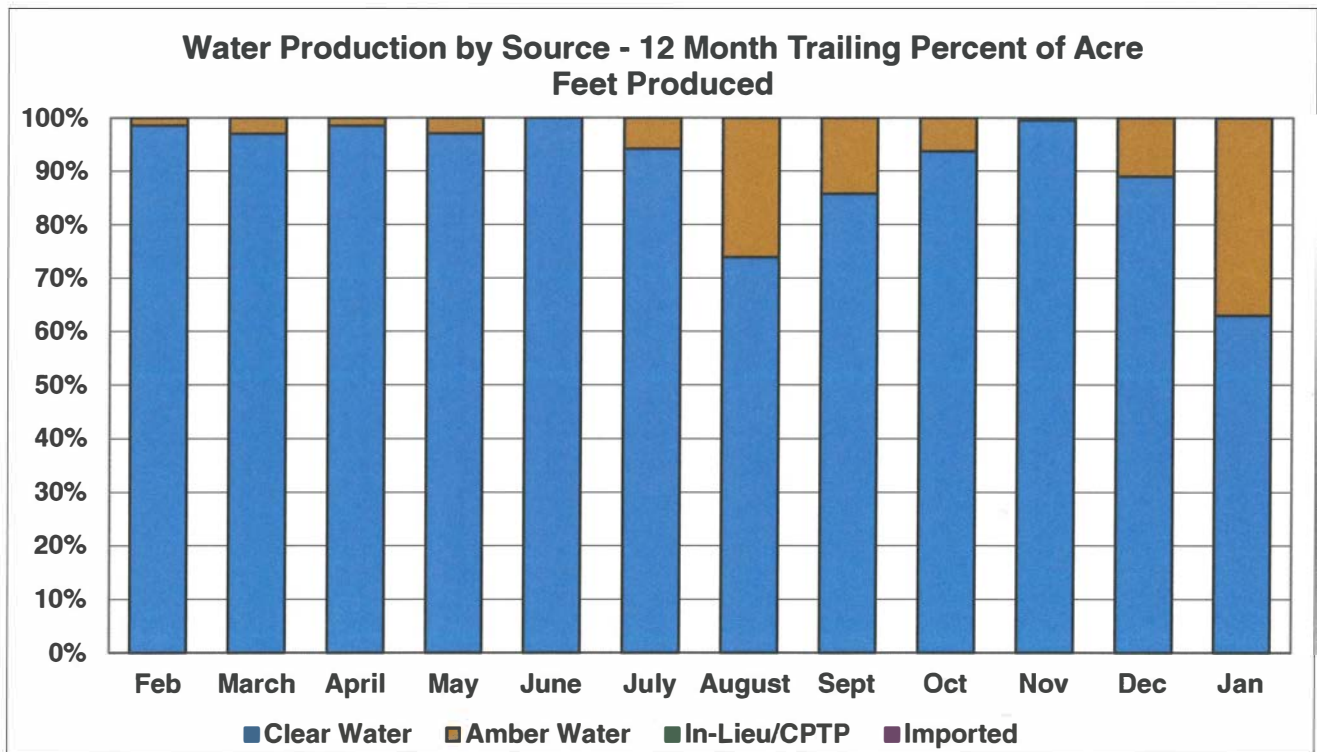
**Monthly Key Indicators Report  
For the Month of January 2024**

**Goal #1: Provide an abundant, local, reliable and safe water supply**

**FY 2024 Potable Production (Acre Feet)**

<b>Water Supply Source</b>	<b>FY 2024 YTD Actual (AF)</b>	<b>FY 2024 YTD Budget (AF)</b>	<b>FY 2024 Annual Budget (AF)</b>
<b>Clear Water</b>	7,855	8,101	13,875
<b>Amber Water (MWRP)</b>	1,262	1,649	2,449
<b>Imported</b>	0	0	0
<b>Basin Management Water</b>	0	0	0
<b>Total Production</b>	9,118	9,750	16,324

YTD actual water production (AF) through January 31, 2024



**Monthly Key Indicators Report  
For the Month of January 2024**

***Goal #1: Provide an abundant, local, reliable and safe water supply***

**FY 2024 System Water Quality – This data reflects samples taken in January**

<b>Distribution System:</b>	<b>Average</b>	<b>Range</b>	<b>MCL</b>
Chlorine Residual (mg/L) <i>Compliance</i>	2.18	0.54 – 2.68 Current RAA = 2.08	4 RAA
Coliform Positive % <i>Compliance</i>	0	0	5
Temperature (° F)	71	67 – 79	None

<b>Reservoir I &amp; II:</b>	<b>Average</b>	<b>Range</b>	<b>MCL</b>
Chlorine Residual (mg/L)	1.78	0.54 – 2.51	None
Monochloramine (mg/L)	1.70	0.46 – 2.47	None
Ammonia (mg/L)	0.37	0.12 – 0.54	None
Temperature (° F)	72	69 - 73	None

<b>Wells (Treated):</b>	<b>Average</b>	<b>Range</b>	<b>MCL</b>
Chlorine Residual (mg/L)	2.62	2.01 – 2.96	None
Monochloramine (mg/L)	2.47	1.97 – 2.76	None
Ammonia (mg/L)	0.51	0.40 – 0.59	None
Temperature (° F)	70	65 - 76	None

<b>MWRF:</b>	<b>Average</b>	<b>Range</b>	<b>MCL</b>
Chlorine Residual (mg/L)	2.55	2.24 – 3.36	None
Monochloramine (mg/L)	2.48	2.06 – 3.16	None
Ammonia (mg/L)	0.54	0.47 – 0.65	None
Temperature (° F)	78	76 - 81	None
Color (CU) <i>Compliance</i>	ND	ND	15
Odor (TON) <i>Compliance</i>	ND	ND	3

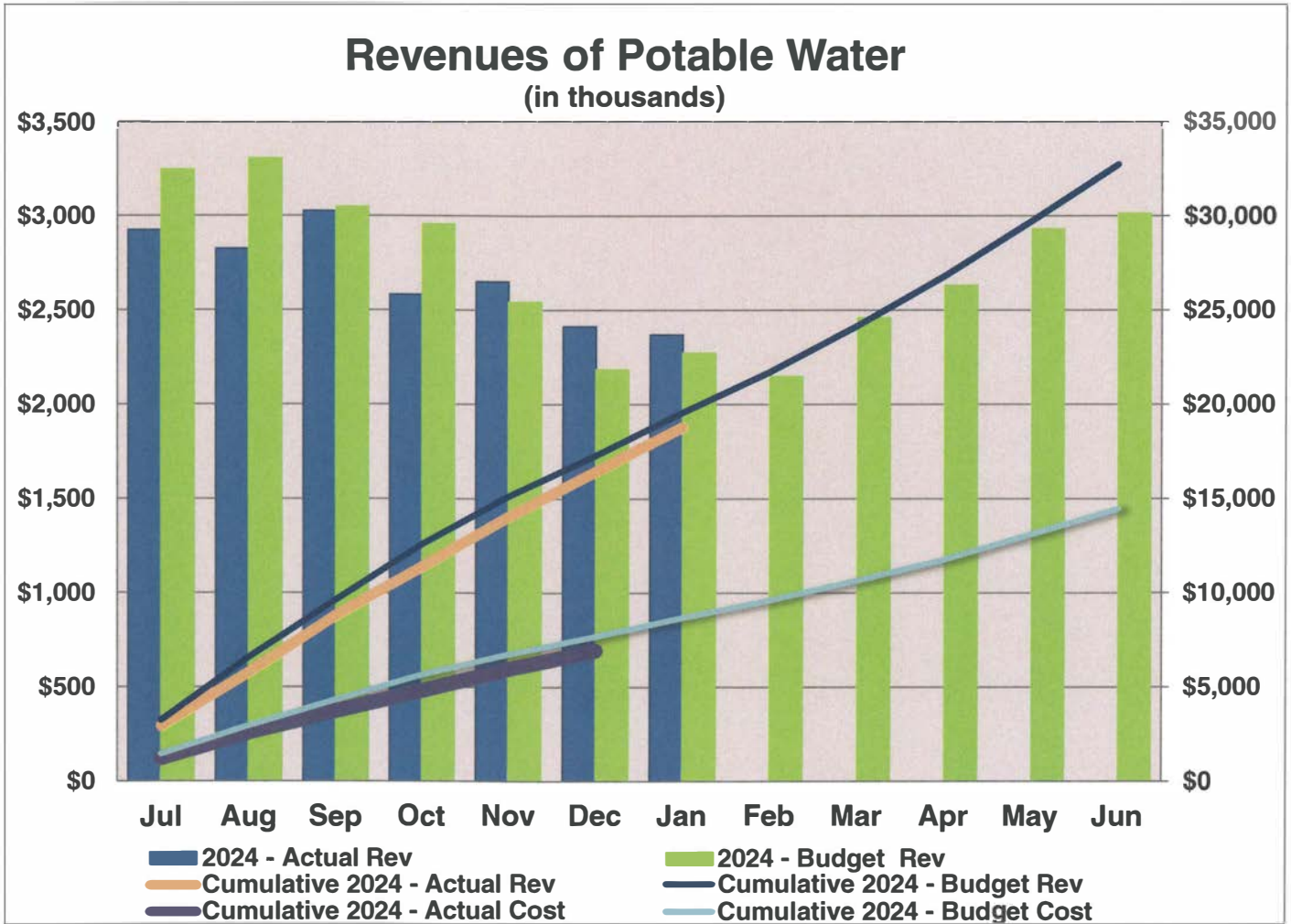
**Water Quality Calls/Investigations:**

Total Calls	9
Total Investigations (from calls)	7



**Monthly Key Indicators Report  
For the Month of January 2024**

**Goal #2: Perpetually renew and improve our infrastructure**



	Actual	Budget	Favorable (Unfavorable)	
			Difference	%
Total YTD Revenue \$	18,788,962	19,555,476	(766,514)	(3.92%)

	Actual	Budget	UnFavorable (Favorable)	
			Difference	%
Total YTD Cost \$ *	6,929,412	7,669,918	(740,506)	(9.65%)

\* YTD Cost is trailing YTD Revenue by one month due to the timing of when costs are available.

**Monthly Key Indicators Report  
For the Month of January 2024**

***Goal #4: Increase favorable opinion of Mesa Water***

**Web Site Information**

<b>Web Site Information</b>	<b>December 2023</b>	<b>January 2024</b>
Visits to the web site	6,388	10,072
New visitors (First time to the site)	5,781	6,843
Average per day	206	324
Average visit length	168 seconds	168 seconds
Page visited most	Online Bill Pay	Online Bill Pay
Second most visited page	Human Resources	Rates and Fees
Third most visited page	Contact Us	Human Resources
Fourth most visited page	Rates and Fees	Contact Us
Fifth most visited page	Customer Service	About Us
Most downloaded file	2023 Water Quality Report	2023 Water Quality Report
Second most downloaded file	Salary Table	Salary Table
Most active day of the week	Friday	Wednesday
Least active day of the week	Saturday	Sunday

<b>Total visits since July 1, 2002</b>	<b><u>1,886,473</u></b>
--	-------------------------

**Water Vending Machine Information**

<b>Vending Machine Location</b>	<b>Vend Measurement</b>	<b>January 2024 Vends</b>	<b>Totals Vends</b>
Mesa Water Office	1 gallon	8,064	700,502

**Monthly Key Indicators Report  
For the Month of January 2024**

***Goal #5: Attract, develop and retain skilled employees***

DEPARTMENT:	FY 2024			COMMENTS:
	BUDGET	FILLED	VACANT	
<b>OFFICE OF THE GENERAL MANAGER:</b>				
General Manager	1.00	1.00	0.00	
Business Administrator	1.00	1.00	0.00	
<b>Subtotal</b>	<b>2.00</b>	<b>2.00</b>	<b>0.00</b>	
<b>ADMINISTRATIVE SERVICES:</b>				
Administrative Services	5.00	5.00	0.00	
<b>Subtotal</b>	<b>5.00</b>	<b>5.00</b>	<b>0.00</b>	
<b>CUSTOMER SERVICES:</b>				
Customer Service	4.00	3.00	1.00	Customer Services Manager - <i>vacant; on hold.</i>
<b>Subtotal</b>	<b>4.00</b>	<b>3.00</b>	<b>1.00</b>	
<b>ENGINEERING:</b>				
Engineering	4.00	4.00	0.00	
<b>Subtotal</b>	<b>4.00</b>	<b>4.00</b>	<b>0.00</b>	
<b>FINANCIAL SERVICES:</b>				
Financial Reporting/ Purchasing	4.00	4.00	0.00	
Accounting	2.00	2.00	0.00	
<b>Subtotal</b>	<b>6.00</b>	<b>6.00</b>	<b>0.00</b>	
<b>HUMAN RESOURCES:</b>				
Human Resources	2.00	2.00	0.00	
<b>Subtotal</b>	<b>2.00</b>	<b>2.00</b>	<b>0.00</b>	
<b>PUBLIC AFFAIRS:</b>				
Outreach, Education & Communications	1.50	0.50	1.00	Senior Public Affairs Specialist - <i>vacant; on hold.</i>
Conservation	1.00	1.00	0.00	
<b>Subtotal</b>	<b>2.50</b>	<b>1.50</b>	<b>1.00</b>	
<b>WATER OPERATIONS:</b>				
Supervision/Support	8.00	7.00	1.00	Assistant Water Operations Manager - <i>vacant; recruitment in process.</i>
Distribution	10.00	10.00	0.00	
Field Services	5.00	5.00	0.00	
Production	4.00	4.00	0.00	
Water Quality	2.00	2.00	0.00	
<b>Subtotal</b>	<b>29.00</b>	<b>28.00</b>	<b>1.00</b>	
<b>WATER POLICY:</b>				
Legislative & Governmental Affairs	1.50	1.50	0.00	
<b>Subtotal</b>	<b>1.50</b>	<b>1.50</b>	<b>0.00</b>	
<b>* TOTAL BUDGETED POSITIONS:</b>	<b>56.00</b>	<b>53.00</b>	<b>3.00</b>	

**Monthly Key Indicators Report  
For the Month of January 2024**

***Goal #6: Provide excellent customer service***

**Customer Calls**

<b>Call Type</b>	<b>FY 2024 YTD</b>	<b>January 2024</b>	<b>YTD Weekly Average</b>
General Billing Question	831	125	23
Service Requests	917	141	25
High Bill	812	112	23
Payments	1294	155	37
Late Fee	1033	147	29
Account Maintenance	309	48	8
On-Line Bill Pay	1472	195	41
Water Pressure	22	7	0
No Water	61	12	2
Conservation	29	5	1
Water Waste	24	3	1
Other (District info. other utility info. etc.)	935	206	24
Rate Increase	41	11	1
Fluoridation	0	0	0
<b>TOTAL CUSTOMER CALLS</b>	<b>7781</b>	<b>1167</b>	<b>213</b>
<b>AVERAGE ANSWER TIME (Seconds)</b>	<b>27</b>	<b>27</b>	<b>27</b>

**Online Bill Pay Customers**

<b>Customers Enrolled</b>	<b>FY 2024 YTD</b>	<b>January 2024</b>	<b>YTD Weekly Average</b>
<b>22159</b>	<b>1337</b>	<b>193</b>	<b>43</b>

**REPORTS:**

16. DIRECTORS' REPORTS AND COMMENTS



*Dedicated to  
Satisfying our Community's  
Water Needs*

## MEMORANDUM

TO: Board of Directors  
FROM: Stacy Taylor, Water Policy Manager  
DATE: February 28, 2024  
SUBJECT: Federal Advocacy Update

---

### RECOMMENDATION

Receive and file the Federal Advocacy Update.

### STRATEGIC PLAN

Goal #7: Actively participate in regional and statewide water issues.

### PRIOR BOARD ACTION/DISCUSSION

This item is provided monthly at a Mesa Water District (Mesa Water®) Board of Directors meeting.

### DISCUSSION

Attached are the Federal Advocacy Report and the list of Federal legislation that Mesa Water is tracking.

### FINANCIAL IMPACT

In Fiscal Year 2024, \$475,000 is budgeted for Water Policy Support Services \$313,240 has been spent to date.

### ATTACHMENTS

Attachment A: Federal Advocacy Report  
Attachment B: Federal Legislation Tracker



To: Mesa Water District  
From: Van Scoyoc Associates (VSA); Geoff Bowman, Pete Evich, Ashley Strobel, Jessica Flewallen  
Date: February 20, 2024  
Subject: February 2024 Report

---

### **Fiscal Year 2024 Appropriations Updates**

On January 18<sup>th</sup>, Congress passed another “laddered” continuing resolution (CR) to fund the federal government, the third stopgap bill Congress has adopted since the beginning of Fiscal Year (FY) 2024. The first of the laddered appropriations bills, which includes the Energy and Water bill, will run through March 1<sup>st</sup>, and the second, which includes the Interior-EPA bill, runs through March 8<sup>th</sup>. At the end of January, leaders on the House and Senate Appropriations Committees reached an agreement on topline spending numbers for defense and nondefense programs in the 12 appropriations bills, a major step toward finalizing the FY2024 bills. The House and Senate Appropriations subcommittees have begun dividing up their funding allocations among the programs and accounts under their bills. While details on the funding allocations have not yet been disclosed, Appropriations subcommittee leaders have expressed tepid approval with the amounts provided. Still, members have expressed a willingness to continue to work to pass the 12 bills before the March 1<sup>st</sup> and March 8<sup>th</sup> deadlines.

During the week of February 12<sup>th</sup>, the Senate passed a \$95 billion foreign aid supplemental bill that includes funding for Ukraine, Israel, and Taiwan. The bill now heads to the House, where Speaker Mike Johnson and other conservative Members have expressed it will not pass due to its lack of funding for U.S. border security.

Additionally, during the week of February 12, the House voted to impeach Department of Homeland Security Secretary Alejandro Mayorkas by a vote of 214-213 after months of disapproval from conservative Members over Mayorkas’ policies related to immigration and border security. The matter now heads to the Senate, which is required to begin a trial on the impeachment that could lead to removal from office, although this is unlikely in the Democrat-controlled Chamber. Senate rules indicate that once the Chamber receives the articles of impeachment from the House, the trial must begin the following day. The timing of the trial is unclear and creates more uncertainty on whether this will impede Congress’ ability to pass the FY2024 appropriations bills before the current continuing resolution deadlines on March 1<sup>st</sup> and March 8<sup>th</sup>.

### **EPA Closing America's Wastewater Access Gap Program**

On February 13<sup>th</sup>, the U.S. Environmental Protection Agency (EPA) announced it will be expanding the Closing America's Wastewater Access Gap Program, a program designed to provide no-cost technical assistance to communities with failing septic systems or without existing wastewater infrastructure. Program participants will receive solutions to help improve wastewater infrastructure. The Program, which had previously assisted 11 communities will expand eligibility to 150 disadvantaged counties in nationwide. The Program will focus on key activities, including:

- Conducting community wastewater assessments by bringing together state and local technical assistance experts to assess wastewater infrastructure in participating communities.
- Developing community wastewater solutions plans, including technical recommendations for sustainable wastewater solutions.
- Assisting underserved communities in identifying and pursuing funding opportunities, including federal funding through the Bipartisan Infrastructure Law, Clean Water SRF, and USDA Water and Environmental Loan and Grant programs.
- Building long-term capacity in communities that struggle to operate and maintain new infrastructure.

See more information on the Program [here](#).

### **EPA Proposed Rule on PFAS and Other Emerging Contaminants**

On February 1<sup>st</sup>, the EPA released a pre-publication proposed rule to amend the Resource Conservation and Recovery Act (RCRA). The proposed rule would add multiple PFAS chemicals to the list of identified substances needing regulation, including PFOA, PFOS, PFBS, GenX, PFNA, PFHxS, PFDA, PFHxA, and PFBA. The rule suggests that nine PFAS chemicals be listed as "hazardous constituents" rather than "hazardous waste" under RCRA. The proposed rule could lead to cleanups at permitted hazardous waste facilities, hold polluters accountable, and strengthen protections for communities and drinking water supplies.

Additionally, on February 1<sup>st</sup>, the EPA released a pre-publication proposed rule to modify the definition of hazardous waste as it applies to clean-ups at permitted hazardous waste facilities. This would clarify the authority of the EPA and authorized states to require clean-up of all substances recognized under the RCRA, which includes PFAS. Pre-publication proposed rules:

- <https://www.epa.gov/hw/proposal-clarify-authority-address-releases-hazardous-waste-treatment-storage-and-disposal>
- <https://www.epa.gov/hw/proposal-list-nine-and-polyfluoroalkyl-compounds-resource-conservation-and-recovery-act>



### **Water Resources Development Act Members' Day Hearing**

On January 11<sup>th</sup>, the House Transportation and Infrastructure Committee Water Resources and Environment Subcommittee held a hearing entitled "Proposals for a Water Resources Development Act of 2024: Members' Day Hearing." In the hearing, House Members discussed the need for immediate funding and support from the federal government and the United States Army Corps of Engineers for their districts to address the current water supply crisis. Water Resources Subcommittee Chairman David Rouzer (R-NC) and Ranking Member Grace Napolitano (D-CA) highlighted the importance of the Water Resources Development Act (WRDA)'s effect on everyday lives and the importance of the public's input throughout the process of developing WRDA 2024.

- See a link to the hearing [here](#).

### **Representative Grace Napolitano Introduces Water Supply Legislation**

On January 22<sup>nd</sup>, Representative Grace Napolitano (D-CA) introduced legislation to include water supply and water conservation as a mission of the Corps of Engineers in planning, designing, constructing, modifying, operating, and maintaining water resources development projects, and for other purposes. The goal of this bill is to address the new challenges communities are facing by balancing competing water supply uses along with the pressures of growing populations, aging infrastructure, ecosystem protection, and climate change. Specifically, the bill would elevate water supply, water conservation activities, and authorize the Corps to provide equal priority for additional and sustainable sources of water supply.

- See the bill text [here](#).

### **Lead and Copper Rule Improvements Public Hearing**

On January 16<sup>th</sup>, the EPA held a public hearing on the National Primary Drinking Water Regulations for Lead and Copper Improvements. Public knowledge is that lead is highly toxic, and it is estimated that currently 9.2 million lead service lines remain in place today. The Lead and Copper Rule is intended to provide municipalities with the framework needed to accelerate the replacement of these lines.

The main challenge lies within the funding aspect of the rule, as there remains a lack of consensus on who should claim financial responsibility for the replacement of lead service lines. Residents believe the utility companies should pay, and vice versa, but this decision has many nuances. One is the potential for utilities to claim responsibility, which would mean ratepayers would be subject to the additional costs.

A consensus that was apparent in the hearing was that while residents and facilities wait for their service lines to be replaced, they should be provided water filters at no cost. Through increased funding and support, the Administration is optimistic that within 10 years all lead service lines will have been replaced with a PVC alternative.

### **Senators Urge Agriculture Committee to Address Drought in Farm Bill**

On January 11<sup>th</sup>, California U.S. Senators Alex Padilla (D-CA), Laphonza Butler (D-CA) and a group of bipartisan senators sent a letter to the Senate Committee on Agriculture, Nutrition &

Forestry to address long-term drought in the 2024 Farm Bill. The senators emphasized the need to prioritize addressing long-term drought through water conservation, watershed planning, and water infrastructure upgrades. Senators also highlighted the negative effects of drought on rural communities, local economy, and food systems, further proving how crucial it is to ensure the correct measures and infrastructure are in place to mitigate drought.

- See a copy of the letter [here](#).

### **President Biden Urges Water Sector to Strengthen Cybersecurity**

The Biden Administration is urging the water sector to ramp up cybersecurity protections after attacks on water utilities. As a response to the growing concern of cybersecurity, the Cybersecurity and Infrastructure Security Agency (CISA), EPA, and the FBI have released an Incident Response Guide to help utilities respond to these events. The guide was sent to water trade groups, regional CISA offices, and local security advisors in all 50 states and is intended to inform the water sector on recognizing potential attacks and reporting any incidents. CISA and EPA have been under pressure to improve communication with water utilities after the recent attacks and have stated the guide will provide utilities approaches to collaborate with the federal government to strengthen cybersecurity practices and lower risks.

- See the guide [here](#).

On January 31<sup>st</sup>, the House Energy and Commerce Subcommittee on Environment, Manufacturing, and Critical Materials held a hearing entitled "Ensuring the Cybersecurity of America's Drinking Water Systems." The main themes discussed in the hearing were the differences in small and large water systems' challenges, communication between the utilities and the EPA, EPA's regulations over utilities, and the need for more education on cybersecurity. Members and witnesses widely agreed the EPA should lead risk management for the water sector and emphasized that a one-size-fits-all approach will not work.

- See a link to the hearing [here](#).

### **HR 4385, The Drought Preparedness Act, Passed in the House**

[H.R. 4385, the "Drought Preparedness Act,"](#) was passed, without amendment, in the House on February 5th. The bill is sponsored by Rep. Joe Neguse (D-CO) and cosponsored by Reps. Juan Ciscomani (R-AZ), and Susie Lee (D-NV). H.R. 4385 intends to extend the authorization dates of the Bureau of Reclamation's [Drought Response Program](#) from FY 2023 to FY 2028. The Drought Response Program provides financial assistance for drought contingency planning, resiliency projects, and emergency response actions to states, tribes, and local governments. The bill was proposed in response to severe water reliability challenges in the western part of the US, due to climate change and drought. These challenges are becoming more prominent, making programs and projects minimizing water loss increasingly more important.

The current cost ceiling for the bill is \$130 million, but the administration will only support the bill under the condition the cost ceiling be increased. This will prevent the cost ceiling from being reached within the next year. Currently, the language of the bill does not explicitly raise the spending cap.

### **John Watts Appointed to the Department of the Interior**

On February 9<sup>th</sup>, the Department of the Interior announced the latest Biden-Harris Administration appointees, including John Watts, who previously served as an advisor to the late Senator Dianne Feinstein for 21 years. Watts assisted Senator Feinstein in successfully advocating for California water issues, played a significant role in drafting the drought provisions for the Inflation Reduction Act, and advised Senator Feinstein during her role as Chair of the Senate Appropriations Subcommittee on Energy and Water Development. He will serve as Senior Counsel at the Bureau of Reclamation.

### **Water and Wastewater Cybersecurity Toolkit**

The EPA and CISA have released a new "[Water and Wastewater Cybersecurity Toolkit](#)" to bolster the sector's resilience against evolving cybersecurity challenges by providing practical safeguards and solutions.

The toolkit consolidates key resources for water and wastewater systems at every level of cybersecurity maturity. For organizations that are just starting to develop their cybersecurity strategies, the fundamental cyber hygiene steps are basic, low or no cost steps that every organization and individual should take to improve their security. The toolkit can help water and wastewater systems build their cybersecurity foundation and progress to implement more advanced, complex tools to strengthen their defenses and stay ahead of current threats.

Key features include a newly published Cybersecurity Incident Response Guide and essential services such as free cybersecurity assessment services, vulnerability scanning assessment services, technical assistance support, cybersecurity performance goals alignment, and cyber hygiene tools. CISA and EPA will update the toolkit periodically to include added resources and respond to the evolving needs of the sector.

### **CISA Launches #Protect2024 Resources Webpage for State and Local Election Officials**

In the first week of February, CISA launched its new #Protect2024 initiative as part of its directive to safeguard the security and integrity of the nation's elections infrastructure.

As part of the initiative, CISA developed a webpage to serve as a central point for consolidated critical resources, training lists, and security service offerings to support the over 8,000 election jurisdictions for the 2024 election cycle. These efforts build upon prior years of working with election officials to mitigate the cyber, physical, and operational risks to election infrastructure.

CISA encourages stakeholders, government officials, and the public to explore the #Protect2024 website, joining the collective effort to ensure a secure and resilient 2024 election cycle. More information about #Protect2024 and election security can be found [here](#). In addition, all of CISA's cyber resources for State and Local Governments can be found [here](#).

### **National Contaminants of Emerging Concern Research Initiative Plan 2024**

The Joint Subcommittee on Environment, Innovation, and Public Health's Contaminants of Emerging Concern Strategy Team (ST) of The National Science and Technology Council (NSTC) released the [National Emerging Contaminants Research Initiative Implementation \(NECRI\) Plan](#) for 2024. The intent is to improve the identification, analysis, monitoring, and treatment

methods of contaminants of emerging concern (CECs) and develop any necessary program, policy, or budget to support the implementation of the initiative. The NECRI was first published by the Office of Science and Technology (OST) in 2022 and outlines five research goals, an implementation plan, and a breakdown of measures of success.

## **SUPPORT**

### **Water Efficiency, Conservation, and Sustainability Act of 2023 ([S.2654/H.R.5016](#)) Sen. Alex Padilla/ Rep. Mike Levin (D-CA)**

**Status:** Senate – 07/27/2023 Read twice and referred to the Committee on Environment and Public Works. House – 07/28/2023 Referred to the House Energy and Commerce Subcommittee on Environment, Manufacturing, and Critical Minerals. Mesa Water wrote a letter of support for Rep. Levin’s House version of the bill.

**Summary:** This bill would create programs at the EPA for states, municipalities, and utilities for water improvement program, a water loss control program, and a program to adopt and implement water-efficient plumbing codes.

### **Support to Rehydrate the Environment, Agriculture, and Municipalities Act (STREAM) Act ([S. 2162](#)) Late Sen. Dianne Feinstein (D-CA)**

**Status:** 07/19/2023 – Considered in Committee on Energy and Natural Resources Subcommittee on Water and Power hearing. Mesa Water wrote a support letter for the STREAM Act.

**Summary:** This bill would expedite non-federal storage projects with less than \$250 million in federal funding, water recycling, and desalination projects by allowing the Department of the Interior to approve the projects. This provision is needed following the Water Infrastructure Improvements for the Nation Act’s expiration in December 2021. Absent this provision, Congress must individually authorize all water recycling, desalination, and storage projects, with the exception of projects that receive construction funding under the bipartisan infrastructure legislation.

### **Reclamation Climate Change and Water Program Reauthorization Act of 2023 ([H.R.3027](#)) Rep. Katie Porter (D-CA)**

**Status:** 06/14/2023 – Considered in a Subcommittee hearing held by House Natural Resources Subcommittee on Water, Wildlife and Fisheries.

**Summary:** The bill would reauthorize the Bureau of Reclamation’s Climate Change and Water Program which will expire at the end of 2023.

### **Desalination Research Advancement Act ([H.R.7612](#)) Rep. Mike Levin (D-CA)**

**Status:** 05/12/2022 – Subcommittee Hearings Held. Rep. Levin’s office has communicated to VSA they will soon reintroduce the bill.

**Summary:** This bill would reauthorize the Bureau of Reclamation’s Desalination and Water Purification Research (DWPR) Program, which funds projects to improve water supply development from seawater, brackish groundwater, and wastewater.

## **WATCH**

### **Clean Water Act of 2023 ([H.R.5983](#)) Rep. Rick Larsen (D-OR)**

**Status:** 10/27/2023 – Referred to the Subcommittee on Water Resources and Environment.

**Summary:** This bill would clarify “protected water resources” under the Clean Water Act and would reinstate protections on 50% of wetlands and 70% of rivers that lost protection under the *Sackett v. EPA Hearing*.

### **PFAS Accountability Act of 2024 ([H.R. 7194/S. 3725](#)) Rep. Madeleine Dean (D-PA)/Sen. Kirsten Gillibrand (D-NY)**

**Status:** House - 02/01/2024 Referred to the Committee on Energy and Commerce

Senate - 02/01/2024 Read twice and referred to the Committee on Environment and Public Works.

**Summary:** This bill establishes requirements and incentives to limit the use of perfluoroalkyl and polyfluoroalkyl substances, commonly referred to as PFAS, and remediate PFAS in the environment. The bill directs the EPA to designate the PFAS perfluorooctanoic acid (PFOA) and perfluorooctanesulfonic acid (PFOS) as a hazardous substance under the Comprehensive Environmental Response, Compensation, and Liability Act of 1980, thereby requiring remediation of releases of those PFAS into the environment.

**Low-Income Household Assistance Water Program (LIHWAP) Establishment Act Sen. Alex Padilla (D-CA)**

**Status:** Sen. Padilla's office has notified VSA he plans to introduce the bill in February.

**Summary:** The bill would direct the Secretary of the Department of Health and Human Services (HHS) and Administrator of the Environmental Protection Agency (EPA) to make permanent the Low-Income Household Assistance Water Program (LIHWAP). The bill would allow HHS to award grants to eligible entities to provide funds to public water systems to assist low-income households in paying for drinking water or wastewater services.

**Water Access Act ([H.R.5793](#)) Rep. Debbie Dingell (D-MI)**

**Status:** 09/28/2023 – Referred to the House Committee on Appropriations.

**Summary:** This bill would appropriate \$500 million to LIHWAP under sec. 2912 of the American Rescue Plan Act of 2021, for fiscal year 2024.

**Canal Conveyance Capacity Restoration Act ([S.2161/H.R.2419](#)) Late Sen. Dianne Feinstein (D-CA)/Rep. Jim Costa (D-CA)**

**Status:** Senate – 07/19/2023 Considered in Energy and Natural Resources Committee Water and Power Subcommittee hearing. House – 05/08/2023 Referred to the Subcommittee on Water, Wildlife, and Fisheries.

**Summary:** This bill would authorize a one-third federal cost share for restoring canal capacity. Additionally, the bill would authorize over \$833 million for restoration efforts at the Friant-Kern Canal, Delta Mendota Canal, California Aqueduct, and San Joaquin River.

**Preserving Choice in Vehicle Purchase Act ([H.R.1435](#)) Rep. John Joyce (R-PA)**

**Status:** 09/18/2023 – Received in the Senate and Read twice and referred to the Committee on Environment and Public Works.

**Summary:** This bill would block the U.S. Environmental Agency from giving California a waiver to “limit the sale or use of new motor vehicles with internal combustion engines.” It would do so by modifying the waiver process under the Clean Air Act related to state emission control standards for new motor vehicles.

**Flood Prevention and Snowpack Management Act ([H.R.4247](#)) Rep. Josh Harder (D-CA)**

**Status:** 06/22/2023 – Referred to the Subcommittee on Water Resources and Environment

**Summary:** This legislation would create a task force to monitor California snowpack and flood mitigation. The task force would be established by the Secretary of the Army, acting through the Chief of Engineers, and led by representatives in Congress and Federal agencies.

**Water Systems PFAS Liability Protection Act ([S.1430](#)) Sen. Cynthia Lummis (R-WY)**

**Status:** 05/03/2023 – Read twice and referred to the Committee on Environment and Public Works.

**Summary:** To exempt water systems from liability costs that would stem from EPA's proposed rule to designate PFOA and PFOS as hazardous substances under the Comprehensive Environmental Response, Compensation and Liability Act (CERCLA).

**Working to Advance Tangible and Effective Reforms (WATER) for California Act ([H.R.215](#)) Rep. David Valadao (R-CA)**

**Status:** 04/28/2023 – Ordered to be Reported (Amended) by the Yeas and Nays: 22 - 17. Included in the House Appropriations Energy and Water Subcommittee appropriations bill.

**Summary:** This bill would require the Central Valley Project and State Water Project promote more water deliveries to farmers under a 2019 Trump-era biological opinion. This legislation would also reauthorize the surface water storage project program and operations of the Central Valley and State Water Projects created in the WIIN Act.

**Water Supply Permitting Coordination Act ([H.R.186](#)) Rep. Tom McClintock (R-CA)**

**Status:** 02/21/2023 – Referred to the Subcommittee on Water, Wildlife, and Fisheries. Included in House Energy & Water Appropriations bill.

**Summary:** This legislation would establish a framework for federal agencies that hold permitting authority to coordinate reservoir construction work and make public the construction schedules, data, and technical materials to prevent delays and create more water supply.

**Water System Threat Preparedness and Resilience Act of 2023 ([H.R.1367/S.660](#)) Rep. Janice Schakowsky (D-IL)/Sen. Edward Markey (D-MA)**

**Status:** Senate – 03/06/2023 – Read twice and referred to the Committee on Environment and Public Works. House – 03/10/2023 Referred to the Subcommittee on Environment, Manufacturing, and Critical Materials.

**Summary:** The legislation would provide funding for water utilities to join the Water Information Sharing and Analysis Center (WaterISAC) to gain access to critical information and practices to protect and mitigate cyber threats.

**Restoring WIFIA Eligibility Act ([H.R.2671](#)) Rep. Jim Costa (D-CA)**

**Status:** 04/19/2023 – Referred to the Subcommittee on Water Resources and Environment.

**Summary:** This bill would amend the Water Infrastructure Finance and Innovation Act of 2014 (WIFIA) to clarify that federally-owned infrastructure projects managed by non-federal entities are eligible for WIFIA funding.

**Protect Our Water Rights Act ([H.R.289](#)) Rep. Doug LaMalfa (R-CA)**

**Status:** 02/21/2023 – Referred to the Subcommittee on Water, Wildlife, and Fisheries.

**Summary:** To mandate contract water deliveries of the Central Valley Project and Klamath River Basin Reclamation Project by the Bureau of Reclamation in normal precipitation years and guarantee additional water in dry years.

**Water Quality and Environmental Innovation Act ([H.R.873](#)) Rep. Byron Donalds (R-FL)**

**Status:** 02/17/2023 – Referred to the Subcommittee on Environment, Manufacturing, and Critical Materials.

**Summary:** To authorize the Administrator of the Environmental Protection Agency to award grants and contracts for projects that use emerging technologies to address threats to water quality.

**The Health Drinking Water Affordability Act (Healthy H2O Act) ([H.R.1721/S.806](#)) Rep. Chellie Pingree (D-ME)/Sen. Tammy Baldwin (D-WI)**

**Status:** Senate – 03/15/2023 Read twice and referred to the Committee on Agriculture, Nutrition, and Forestry. House – 04/25/2023 Referred to the Subcommittee on Commodity Markets, Digital Assets, and Rural Development.

**Summary:** The bill would provide grants through the U.S. Department of Agriculture for water quality testing and to purchase and install point-of-entry water filtration systems to remove contaminants from drinking water.

**California Water Infrastructure Act ([H.R. 1181](#)) Rep. John Garamendi (D-CA)**

**Status:** 02/27/2023 – Referred to the Subcommittee on Water Resources and Environment.

**Summary:** This bill would assist in expediting U.S. Bureau of Reclamation water projects by accepting alternative environmental reviews conducted under state laws, such as the California Environmental Quality Act, in place of federal reviews under the National Environmental Policy Act.

**Federally Integrated Species Health (FISH) Act ([H.R.872](#)) Rep. Ken Calvert (R-CA)**

**Status:** 02/21/2023 – Referred to the Subcommittee on Water, Wildlife, and Fisheries.

**Summary:** This legislation would eliminate the National Oceanic and Atmospheric Administration (NOAA) Fisheries' oversight role in regulating salmon and other fish under the Endangered Species Act and designate the Fish and Wildlife Life Service (FWS) as the sole regulatory authority.

**Water Affordability, Transparency, Equity, and Reliability Act of 2023 (WATER) Act Rep. Bonnie Watson Coleman (D-NJ) ([H.R.1729](#))**

**Status:** 04/25/2023 – Referred to the Subcommittee on Commodity Markets, Digital Assets, and Rural Development.

**Summary:** The legislation would assist communities in securing access to clean and reliable drinking water. The bill also contains provisions to combat PFAS and provide grants for low-income communities struggling with unaffordable water bills.

**Open Access Evapotranspiration Data Act ([H.R.2429/S.1118](#)) Rep. Susie Lee (D-NV)/Sen. Catherine Cortez Masto (D-NV)**

**Status:** Senate – 12/14/2023 Committee on Energy and Natural Resources. Ordered to be favorably reported with an amendment in the nature of a substitute.

House – 05/08/2023 Referred to the Subcommittee on Water, Wildlife, and Fisheries.

**Summary:** This bill would create a program within the Department of the Interior to share public data on estimates of evapotranspiration from satellites and weather stations with water managers

**To amend the Federal Water Pollution Control Act with respect to permitting terms. ([H.R.1181](#)) Rep. John Garamendi (D-CA)**

**Status:** 2/27/2023 – Referred to Subcommittee on Water Resources and Environment

**Summary:** This bill would extend National Pollution Discharge Elimination System permits from 5 years to 10 years.

**Stop the Delta Tunnel Act ([H.R.924](#)) Rep. Josh Harder (D-CA)**

**Status:** 02/10/2023 – Referred to the Subcommittee on Water Resources and Environment.

**Summary:** This bill would prohibit the Army Corps of Engineers from issuing a federal permit necessary for the State of California to build the Delta Conveyance Project, commonly known as the Delta Tunnel.



**Clean Water SRF Parity Act ([H.R.250](#)) Rep. John Garamendi (D-CA)**

**Status:** 02/01/2023 – Referred to the Subcommittee on Water Resources and Environment.

**Summary:** A bill to expands the state revolving fund established under the Clean Water Act, including by allowing low-interest loans to be given to privately owned treatment works to address wastewater. Currently, loans are given to wastewater systems that are publicly owned.

**([H.J.Res.27/S.J.Res.7](#)) Rep. Sam Graves (R-MO)/Sen. Shelly Moore Capito (R-WV)**

**Status:** House - 04/18/2023 – The Chair directed the Clerk to notify the Senate of the action of the House.

Senate - 02/13/2023 Star Print ordered on the joint resolution.

**Summary:** A joint resolution providing for congressional disapproval under chapter 8 of title 5, United States Code, of the rule submitted by the Department of the Army, Corps of Engineers, Department of Defense, and the Environmental Protection Agency relating to "Revised Definition of 'Waters of the United States'"

**Clean Water Allotment Modernization Act of 2023 ([S.115/H.R.3167](#)) Sen. Marco Rubio (R-FL)**

**Status:** Senate – 01/26/2023 Read twice and referred to the Committee on Environment and Public Works.

House - 05/10/2023 Referred to the Subcommittee on Water Resources and Environment.

**Summary:** A bill to revamp the 36-year-old formula used by the federal government to allocate the clean water state revolving fund allocation among states. It would require the Environmental Protection Agency to regularly update how funding allocations are based.

**Veterans Exposed to Toxic PFAS Act ([H.R.4249/S.2294](#)) Rep. Dan Kildee (D-MI)/Sen. Debbie Stabenow (D-MI)**

**Status:** Senate – 07/13/2023 Read twice and referred to the Committee on Veterans' Affairs.

House – 08/08/2023 Referred to the Subcommittee on Health.

**Summary:** This bill provides eligibility for Department of Veterans Affairs hospital care and medical services to veterans and their family members (including those in utero) who have specified conditions and resided at a military installation where individuals were exposed to perfluoroalkyl and polyfluoroalkyl substances, commonly known as PFAS. PFAS are man-made and may have adverse human health effects.

**Wildfire Response and Drought Resiliency Act ([H.R. 5118](#)) Rep. Joe Neguse (D-CO)**

**Status:** Passed house (218-199) 07/29/2022. Received in the Senate 08/02/2022.

**Summary:** A legislative package that includes over 40 bills that would authorize billions of dollars in federal funding for the Departments of Interior and Agriculture for implementation of forest management, water, and climate programs. It would also expand federal disaster relief assistance and research efforts on effects of wildfire on public health, and programs to improve water efficiency and conservation in tribal and low-income communities.

**Controlling America's Perilous Spending (CAPS) Act ([H.R. 9032](#)) Rep. Jodey Arrington (R-TX)**

**Status:** 09/29/2022 – Referred to the Budget and Rules Committees.

**Summary:** This bill would amend the Balanced Budget and Emergency Deficit Control Act of 1985 to extend the discretionary spending limits through fiscal year 2032.

**To include water supply and water conservation as a primary mission of the Corps of Engineers ([H.R. 7065](#)) Rep. Grace Napolitano (D-CA)**

**Status:** 01/22/2024 Referred to the House Committee on Transportation and Infrastructure.  
**Summary:** not yet available



*Dedicated to  
Satisfying our Community's  
Water Needs*

## MEMORANDUM

TO: Board of Directors  
FROM: Stacy Taylor, Water Policy Manager  
DATE: February 28, 2024  
SUBJECT: State Advocacy Update

---

### RECOMMENDATION

Receive and file the State Advocacy Update.

### STRATEGIC PLAN

Goal #7: Actively participate in regional and statewide water issues.

### PRIOR BOARD ACTION/DISCUSSION

This item is provided monthly at a Mesa Water District (Mesa Water®) Board of Directors meeting.

### DISCUSSION

Attached are the State Advocacy Report and the list of State legislation that Mesa Water is tracking.

### FINANCIAL IMPACT

In Fiscal Year 2024, \$475,000 is budgeted for Water Policy Support Services; \$313,240 has been spent to date.

### ATTACHMENTS

Attachment A: State Advocacy Report  
Attachment B: State Legislative Status Report



February 20, 2024

To: Stacy Taylor, Mesa Water District  
From: Dennis Albiani, Annalee Augustine, California Advocates  
Subject: February 2024 Report

---

February 16 marked the last day for legislators to introduce bills for the 2023-2024 legislative session. Since the January return to Sacramento, there have been 2,124 bills introduced, with 1,505 new measures in the Assembly and 619 new Senate bills. About 30% of these new bills are “spot” bills and lack substance, and therefore subject to March deadlines for amendments. We have reviewed every bill introduced this year and continues to gather more information so we can continue to prioritize bills and work with staff on positions for Mesa Water District.

In addition to new legislation, there is new leadership in the State Senate. Senator Mike McGuire of Healdsburg was sworn in as Senate President pro Tempore on Monday, February 5. Leadership and committee chairmanships followed a few days after, with Senator Lena Gonzalez, of Long Beach as the new Majority Leader and Senator Angelique Ashby, of Sacramento now Assistant Majority Leader. To note for Mesa Water, the Chair for Senate Natural Resources and Water Committee remains Senator Min of Orange County.

Attention will soon shift to the March 5 primary election and budget issues. Budget subcommittee hearings with the Department of Water Resources have begun to be scheduled in March and the legislature will dive deeper into how to handle the growing deficit. We also are monitoring regulatory action, as we expect to see a new draft of the Water Use Efficiency Regulations in April.

California Advocates has continued to meet with Mesa Water District staff to clarify funding, legislative, and regulatory priorities and is positioned to continue pursuit of opportunities via legislative bonds that could be on November 2024 ballot. We look forward to continuing to work together, and please do not hesitate to reach out at any time if there are any questions.

### **Key Bills**

As this report is submitted CalAd is tracking a total of 212 bills and there are 28 bills on Mesa Water District’s active legislative report which is attached. This report will soon grow as newly introduced bills are added as key bills to watch and positions are taken. Below is a list of the highlighted bills that are still active with positions taken by Mesa Water District.

## Misc.

**SB 366 (Caballero) The California Water Plan: long-term supply targets** would establish long-term water supply targets for the State to achieve, require a financing plan, and would update the requirement that state agencies develop a plan to achieve those targets, in consultation with local water agencies, wastewater service providers and other stakeholders.

**Status: Two-year bill.**

**Position: Support**

**AB 2257 (Wilson) Local government: property-related water and sewer fees and assessments: remedies** would prohibit an entity from bringing a judicial challenge to Proposition 218 unless that entity has timely submitted to the local agency a written objection to that fee or assessment that specifies the grounds for challenging before the agency takes action. The bill further determines that local agency responses to the timely submitted written objections shall go to the weight of the evidence supporting the agency's compliance on fees and rates imposed the agency. The bill also prohibits an independent cause of action as to the adequacy of the local agency's responses.

**Status: Has not yet been referred to a committee.**

*This bill is sponsored by ACWA.*

## Water and Climate Infrastructure Bonds

There are four bond measures to add funding for water and climate change related infrastructure ranging from \$4.5 billion to \$16 billion with varied amounts for groundwater, regional watershed resilience, water conservation, and more. It is expected that one of these measures will be on the ballot for California voters in November 2024. The legislature and administration are expected to begin focused conversations on these measures after the March 5th primary election.

**AB 305 (Villapudua D) California Flood Protection Bond Act of 2024** would authorize the issuance of bonds in the amount of \$4,500,000,000 pursuant to the State General Obligation Bond Law for flood protection projects, as specified.

**Status: Two-year bill.**

**AB 1567 (Garcia) Safe Drinking Water, Wildfire Prevention, Drought Preparation, Flood Protection, Extreme Heat Mitigation, and Workforce Development Bond Act of 2023** would authorize the issuance of bonds in the amount of \$15,995,000,000 pursuant to the State General Obligation Bond Law to finance projects for safe drinking water, wildfire prevention, drought preparation, flood protection, extreme heat mitigation, clean energy, and workforce development programs.

**Status: Two-year bill.**

**SB 638 (Eggman) Climate Resiliency and Flood Protection Bond Act of 2024** would authorize the issuance of bonds in the amount of \$6,000,000,000 pursuant to the State General Obligation Bond Law, for flood protection and climate resiliency projects.

**Status: Two-year bill.**

**SB 867 (Allen) Drought and Water Resilience, Wildfire and Forest Resilience, Coastal Resilience, Extreme Heat Mitigation, Biodiversity and Nature-Based Climate Solutions, Climate Smart Agriculture, and Park Creation and Outdoor Access Bond Act of 2023** would authorize the issuance of bonds in the amount of \$15,500,000,000 pursuant to the State General Obligation Bond Law to finance projects for drought, flood, and water resilience, wildfire and forest resilience, coastal resilience, extreme heat mitigation, biodiversity and nature-based climate solutions, climate smart agriculture, park creation and outdoor access, and clean energy programs.

**Status: Two-year bill.**

### **ACWA SLC Update**

ACWA's State Legislative Committee (SLC) met most recently on Friday, February 9 in Sacramento and took positions on six bills with very little discussion. During their prior meeting on January 19, the SLC voted for ACWA to oppose AB 828 (Connolly) would have exempted disadvantaged communities and "managed wetlands" from paying fees or penalties for groundwater pumping and projects. There was also a discussion of their sponsored bill listed above, AB 2257 (Wilson) regarding Proposition 218 which Mesa Water District has concerns with.

### **Regulatory**

#### **Storm Response: State of Emergency in Southern California**

February 4, Governor Newsom declared a state of emergency for eight counties in southern California, including Los Angeles County. This action authorizes action from the California National Guard, unemployment benefits for impacted residents, and simplifies processes for out-of-state contractors and utilities to repair storm damages. Please find the text of the emergency proclamation [HERE](#) and the Governor's press release which contains links to additional resources [HERE](#).

#### **Drinking Water and Clean Water State Revolving Fund**

On January 30 and 31, the State Water Board posted the Draft Updated 2023-24 Drinking Water State Revolving Fund and Clean Water State Revolving Fund Intended Use Plan (IUP) Comprehensive Lists and Draft Updated 2023-24 DWSRF and CWSRF IUP Fundable Lists for public comment. These updated Fundable Lists include all projects that may be eligible for grant or principal forgiveness under Appendices D and E, for consolidation incentive with a complete application, public health projects, estuary projects, or water recycling or stormwater projects. Please find more information about the Drinking Water State Revolving Fund [HERE](#) and the Clean Water State Revolving Fund [HERE](#).

### **Hexavalent Chromium Maximum Contaminant Level**

January 31, the State Water Board released a Notice of added materials to the list of Documents Relied Upon for the proposed Hexavalent Chromium (Cr(VI)) Maximum Contaminant Level (MCL) Regulations and is making the additional documents available for public comment for 15 days prior to adoption of the proposed regulations. The proposed Cr(VI) MCL is 0.01 micrograms per liter (or 10 parts per billion). Please find the full notice [HERE](#). The State Water Board is anticipated to adopt the regulations in April, 2024.

### **California Salmon Strategy for a Hotter, Drier Future**

On January 30, Governor Newsom released the California Salmon Strategy for a Hotter, Drier Future: Restoring Aquatic Ecosystems in the Age of Climate Change which aims to reverse the decline of salmon. The Strategy outlines six priorities: barrier removal, habitat restoration, protection of water flows and quality, hatchery modernization, technological management improvements, and strengthened partnerships. In the section on removing barriers, support for dam removal projects including the Matilija Dam in Ventura County and Rindge Dam on Malibu Creek in Los Angeles County were mentioned. Please find the full report [HERE](#).

### **Potential State Strategies for Protecting Communities and Fish and Wildlife in the Event of Drought**

January 17, the California Water Commission (CWC) approved a White Paper on Potential Strategies for Protecting Communities and Fish and Wildlife in the Event of Drought. The CWC developed four strategies for augmenting drought resilience including scaling up groundwater recharge; conducting watershed-level planning to reduce drought impacts to ecosystems; better positioning communities to prepare for a respond to drought emergencies; and supporting improved coordination, information, and communication in drought and non-drought years. Please find the full White Paper [HERE](#).

### **California Advocates, Inc. Activity Report**

- Met with Mesa Water regarding 2024 priorities.
- Met with Mesa Water and legal counsel regarding legislation effecting Proposition 218.
- Attended ACWA SLC meetings.
- Participated in ACWA Water Rights legislative working group.
- Followed up with stakeholders and legislative staff regarding legislation, budget, and regulatory inquiries.
- Reviewed all bills, identified priorities, and in process of reviewing bills with staff.
- Met with Mesa Water Staff to discuss Water Use Efficiency proceedings at State Water Board.

### **Important Dates and Deadlines for 2024**

#### **March**

March 5 California Primary Election Day.

March 21 Spring Recess begins upon adjournment of this day's session.

March 29 Cesar Chavez Day (Observed).

**April**

April 1 Legislature reconvenes from Spring Recess

April 26 Last day for policy committees to hear and report fiscal bills



## Mesa Water District - Active Legislative Status Report as of 2/20/2024

### Support

- [AB 788](#)** (**[Petrie-Norris D](#)**) **Fire prevention: grant programs: reporting.** (Amended: 7/13/2023 [html](#) [pdf](#))  
**Status:** 9/1/2023-Failed Deadline pursuant to Rule 61(a)(11). (Last location was APPR. SUSPENSE FILE on 8/14/2023)(May be acted upon Jan 2024)  
**Location:** 9/1/2023-S. 2 YEAR  
**Summary:** Existing law requires the Wildfire and Forest Resilience Task Force to develop a comprehensive implementation strategy to track and ensure the achievement of the goals and key actions identified in the state's "Wildfire and Forest Resilience Action Plan" issued by the task force in January 2021. Existing law requires the task force to submit, as part of the implementation strategy, a report to the appropriate policy and budget committees of the Legislature on progress made in achieving the goals and key actions identified in the state's action plan, on state expenditures made to implement these key actions, and on additional resources and policy changes needed to achieve these goals and key actions, as provided. This bill would require the task force, on or before July 1, 2024, and annually thereafter, to compile and post on its internet website specified information relating to specified state and federal grant programs relating to fire prevention, as provided.
- Position**  
Support

### Support - Coalition

- [SB 366](#)** (**[Caballero D](#)**) **The California Water Plan: long-term supply targets.** (Amended: 6/29/2023 [html](#) [pdf](#))  
)  
**Status:** 7/14/2023-Failed Deadline pursuant to Rule 61(a)(10). (Last location was W.,P. & W. on 6/8/2023)(May be acted upon Jan 2024)  
**Location:** 7/14/2023-A. 2 YEAR  
**Summary:** Existing law requires the Department of Water Resources to update every 5 years the plan for the orderly and coordinated control, protection, conservation, development, and use of the water resources of the state, which is known as "The California Water Plan." Existing law requires the department to include a discussion of various strategies in the plan update, including, but not limited to, strategies relating to the development of new water storage facilities, water conservation, water recycling, desalination, conjunctive use, water transfers, and alternative pricing policies that may be pursued in order to meet the future needs of the state. Existing law requires the department to establish an advisory committee to assist the department in updating the plan. This bill would revise and recast certain provisions regarding The California Water Plan to, among other things, require the department to instead establish a stakeholder advisory committee and to expand the membership of the committee to include tribes, labor, and environmental justice interests. The bill would require the department to coordinate with the California Water Commission, the State Water Resources Control Board, other state and federal agencies as appropriate, and the stakeholder advisory committee to develop a comprehensive plan for addressing the state's water needs and meeting specified long-term water supply targets established by the bill for purposes of The California Water Plan. The bill would require the plan to provide recommendations and strategies to ensure enough water supply for all beneficial uses. The bill would require the plan to include specified components, including a discussion of various strategies that may be pursued in order to meet the water supply targets and an economic analysis. The bill would require the department to submit to the Legislature an annual report between updates to the plan that includes progress made toward meeting the water supply targets once established, as specified. The bill would also require the department to conduct public workshops to give interested parties an opportunity to comment on the plan and to post the preliminary draft of the plan on the department's internet website.
- Position**  
Support -  
Coalition

**[AB 1567](#) (Garcia D) Safe Drinking Water, Wildfire Prevention, Drought Preparation, Flood Protection, Extreme Heat Mitigation, Clean Energy, and Workforce Development Bond Act of 2024.**

(Amended: 5/26/2023 [html](#) [pdf](#))

**Status:** 6/14/2023-Referred to Coms. on N.R. & W. and GOV. & F.

**Location:** 6/14/2023-S. N.R. & W.

**Summary:** The California Drought, Water, Parks, Climate, Coastal Protection, and Outdoor Access For All Act of 2018, approved by the voters as Proposition 68 at the June 5, 2018, statewide primary election, authorizes the issuance of bonds in the amount of \$4,100,000,000 pursuant to the State General Obligation Bond Law to finance a drought, water, parks, climate, coastal protection, and outdoor access for all program. Article XVI of the California Constitution requires measures authorizing general obligation bonds to specify the single object or work to be funded by the bonds and further requires a bond act to be approved by a 2/3 vote of each house of the Legislature and a majority of the voters. This bill would enact the Safe Drinking Water, Wildfire Prevention, Drought Preparation, Flood Protection, Extreme Heat Mitigation, Clean Energy, and Workforce Development Bond Act of 2024, which, if approved by the voters, would authorize the issuance of bonds in the amount of \$15,995,000,000 pursuant to the State General Obligation Bond Law to finance projects for safe drinking water, wildfire prevention, drought preparation, flood protection, extreme heat mitigation, clean energy, and workforce development programs. This bill contains other related provisions.

**Position**

Support if  
Amended -  
Coalition

**[SB 867](#) (Allen D) Drought, Flood, and Water Resilience, Wildfire and Forest Resilience, Coastal Resilience, Extreme Heat Mitigation, Biodiversity and Nature-Based Climate Solutions, Climate Smart Agriculture, Park Creation and Outdoor Access, and Clean Energy Bond Act of 2024.**

(Amended: 6/22/2023 [html](#) [pdf](#))

**Status:** 7/6/2023-July 10 hearing postponed by committee.

**Location:** 6/20/2023-A. NAT. RES.

**Summary:** The California Drought, Water, Parks, Climate, Coastal Protection, and Outdoor Access For All Act of 2018, approved by the voters as Proposition 68 at the June 5, 2018, statewide primary election, authorizes the issuance of bonds in the amount of \$4,100,000,000 pursuant to the State General Obligation Bond Law to finance a drought, water, parks, climate, coastal protection, and outdoor access for all program. Article XVI of the California Constitution requires measures authorizing general obligation bonds to specify the single object or work to be funded by the bonds and further requires a bond act to be approved by a 2/3 vote of each house of the Legislature and a majority of the voters. This bill would enact the Drought, Flood, and Water Resilience, Wildfire and Forest Resilience, Coastal Resilience, Extreme Heat Mitigation, Biodiversity and Nature-Based Climate Solutions, Climate Smart Agriculture, Park Creation and Outdoor Access, and Clean Energy Bond Act of 2024, which, if approved by the voters, would authorize the issuance of bonds in the amount of \$15,500,000,000 pursuant to the State General Obligation Bond Law to finance projects for drought, flood, and water resilience, wildfire and forest resilience, coastal resilience, extreme heat mitigation, biodiversity and nature-based climate solutions, climate smart agriculture, park creation and outdoor access, and clean energy programs. This bill contains other related provisions.

**Position**

Support if  
Amended -  
Coalition

Watch-Key

**[AB 305](#) (Villapudua D) California Flood Protection Bond Act of 2024.** (Amended: 4/25/2023 [html](#) [pdf](#))

**Status:** 6/14/2023-Referred to Coms. on N.R. & W. and GOV. & F.

**Location:** 6/14/2023-S. N.R. & W.

**Summary:** The California Drought, Water, Parks, Climate, Coastal Protection, and Outdoor Access For All Act of 2018, approved by the voters as Proposition 68 at the June 5, 2018, statewide primary election, authorizes the issuance of bonds in the amount of \$4,000,000,000 pursuant to the State General Obligation Bond Law to finance a drought, water, parks, climate, coastal protection, and outdoor access for all program. The California Constitution requires a measure authorizing general obligation bonds to specify the single object or work to be funded by the bonds and further requires the measure to be approved by a 2/3 vote of each house of the Legislature and a majority of the

voters. This bill would enact the California Flood Protection Bond Act of 2024 which, if approved by the voters, would authorize the issuance of bonds in the amount of \$4,500,000,000 pursuant to the State General Obligation Bond Law for flood protection projects, as specified. The bill would provide for the submission of these provisions to the voters at the November 5, 2024, statewide general election.

**Position**

Watch-Key

---

**AB 408**

**(Wilson D) Climate-resilient Farms, Sustainable Healthy Food Access, and Farmworker Protection Bond Act of 2024.** (Amended: 8/14/2023 [html](#) [pdf](#))

**Status:** 9/1/2023-In committee: Held under submission.

**Location:** 8/21/2023-S. APPR. SUSPENSE FILE

**Summary:** Existing law requires the Department of Food and Agriculture to promote and protect the agricultural industry of the state. Existing law under Article XVI of the California Constitution requires measures authorizing general obligation bonds to specify the single object or work to be funded by the bonds and further requires a bond act to be approved by a 2/3 vote of each house of the Legislature and a majority of the voters. This bill would enact the Climate-resilient Farms, Sustainable Healthy Food Access, and Farmworker Protection Bond Act of 2024, which, if approved by the voters, would authorize the issuance of bonds in the amount of \$3,650,000,000 pursuant to the State General Obligation Bond Law, to finance programs related to, among other things, agricultural lands, food and fiber infrastructure, climate resilience, agricultural professionals, including farmers, ranchers, and farmworkers, workforce development and training, air quality, tribes, disadvantaged communities, nutrition, food aid, meat processing facilities, and fishing facilities. This bill contains other related provisions.

**Position**

Watch-Key

---

**AB 460**

**(Bauer-Kahan D) State Water Resources Control Board: water rights and usage: interim relief: procedures.** (Amended: 5/18/2023 [html](#) [pdf](#))

**Status:** 7/14/2023-Failed Deadline pursuant to Rule 61(a)(10). (Last location was N.R. & W. on 6/7/2023)(May be acted upon Jan 2024)

**Location:** 7/14/2023-S. 2 YEAR

**Summary:** Existing law authorizes the State Water Resources Control Board to investigate all streams, stream systems, lakes, or other bodies of water, take testimony relating to the rights to water or the use of water, and ascertain whether water filed upon or attempted to be appropriated is appropriated under the laws of the state. Existing law requires the board to take appropriate actions to prevent waste or the unreasonable use of water. This bill would authorize the board, in conducting specified investigations or proceedings to inspect the property or facilities of a person or entity, as specified. The bill would authorize the board, if consent is denied for an inspection, to obtain an inspection warrant, as specified, or in the event of an emergency affecting public health and safety, to conduct an inspection without consent or a warrant. Because the willful refusal of an inspection lawfully authorized by an inspection warrant is a misdemeanor, this bill would impose a state-mandated local program by expanding the application of a crime. This bill contains other related provisions and other existing laws.

**Position**

Watch-Key

---

**AB 754**

**(Papan D) Water management planning: water shortages.** (Amended: 8/14/2023 [html](#) [pdf](#))

**Status:** 9/1/2023-Failed Deadline pursuant to Rule 61(a)(11). (Last location was APPR. SUSPENSE FILE on 8/21/2023)(May be acted upon Jan 2024)

**Location:** 9/1/2023-S. 2 YEAR

**Summary:** Existing law, the Urban Water Management Planning Act, requires every public and private urban water supplier that directly or indirectly provides water for municipal purposes to prepare and adopt an urban water management plan. Existing law requires an urban water management plan to quantify past, current, and projected water use, identifying the uses among water use sectors, including, among others, commercial, agricultural, and industrial. Existing law requires every urban water supplier to prepare and adopt a water shortage contingency plan as part of its urban water management plan. Existing law requires the water shortage contingency plan to include the procedures used in conducting an annual water supply and demand assessment, including the key data inputs and assessment methodology used to evaluate the urban water supplier's water supply reliability for the current year and one dry year. Existing law requires the key data inputs and assessment methodology to include specified information, including, among other things, a description and quantification of each source of water supply. This bill would require a water shortage contingency plan to include, if, based on a description and quantification of each source of water supply, a single reservoir constitutes at least 50% of the total water supply, an identification of the dam and description of existing reservoir management operations, as specified, and if the reservoir is owned and operated by the urban water supplier, a description of operational practices and approaches, as specified. This bill contains other related provisions and other existing laws.

**Position**  
Watch-Key

---

**AB 805** (**Arambula D**) **Sewer service: disadvantaged communities.** (Amended: 1/22/2024 [html](#) [pdf](#))  
**Status:** 1/30/2024-Read third time. Urgency clause adopted. Passed. Ordered to the Senate. (Ayes 76. Noes 0.). In Senate. Read first time. To Com. on RLS. for assignment.  
**Location:** 1/30/2024-S. RLS.

**Summary:** Under existing law, the State Water Resources Control Board and the 9 California regional water quality control boards regulate water quality in accordance with the Porter-Cologne Water Quality Control Act and the federal Clean Water Act. Existing law authorizes a regional board to order the provision of sewer service by a receiving sewer system, as defined, to a disadvantaged community served by an inadequate onsite sewage treatment system, as defined. This bill would authorize the state board to require a sewer service provider to contract with an administrator designated or approved by the state board for administrative, technical, operational, legal, or managerial services to assist a designated sewer system with the provision of adequate sewer service, as defined. The bill would also authorize the state board to order a designated sewer system to accept those services, including full management and control of all aspects of the designated sewer system, from an administrator. The bill would define "designated sewer system" for these purposes as a sewer system that serves a disadvantaged community and that the state board finds to be either an inadequate sewage treatment system or a sewer system that has demonstrated difficulty in maintaining technical, managerial, and financial capacity to prevent fraud and mismanagement, or a sewer system that voluntarily accepts financial assistance for the provision of adequate sewer service. The bill would require the state board to take specified actions before determining that a sewer service provider is a designated sewer system, including providing the sewer service provider an opportunity to show that it has taken steps to timely address its failure to provide adequate sewer service, conducting a public meeting, and providing an opportunity for public comment. The bill would authorize the state board to grant specified authority over the designated sewer system to the administrator, including the authority to expend money for various purposes and to set and collect sewer rates and fees, subject to approval by the state board. The bill would require the state board to work with the administrator and the communities served by the designated sewer system to develop, within the shortest practicable time, adequate technical, managerial, and financial capacity to deliver adequate sewer service so that the services of the administrator are no longer necessary.

**Position**  
Watch-Key

---

**AB 817** (**Pacheco D**) **Open meetings: teleconferencing: subsidiary body.** (Amended: 1/17/2024 [html](#) [pdf](#))  
**Status:** 1/25/2024-Read third time. Passed. Ordered to the Senate. (Ayes 54. Noes 8.) In Senate. Read first time. To Com. on RLS. for assignment.  
**Location:** 1/25/2024-S. RLS.

**Summary:** Existing law, the Ralph M. Brown Act, requires, with specified exceptions, each legislative body of a local agency to provide notice of the time and place for its regular meetings and an agenda containing a brief general description of each item of business to be transacted. The act also requires that all meetings of a legislative body be open and public, and that all persons be permitted to attend unless a closed session is authorized. The act generally requires for teleconferencing that the legislative body of a local agency that elects to use teleconferencing post agendas at all teleconference locations, identify each teleconference location in the notice and agenda of the meeting or proceeding, and have each teleconference location be accessible to the public. Existing law also requires that, during the teleconference, at least a quorum of the members of the legislative body participate from locations within the boundaries of the territory over which the local agency exercises jurisdiction. Existing law authorizes the legislative body of a local agency to use alternate teleconferencing provisions during a proclaimed state of emergency (emergency provisions) and, until January 1, 2026, in certain circumstances related to the particular member if at least a quorum of its members participate from a singular physical location that is open to the public and situated within the agency's jurisdiction and other requirements are met (nonemergency provisions). Existing law imposes different requirements for notice, agenda, and public participation, as prescribed, when a legislative body is using alternate teleconferencing provisions. The nonemergency provisions impose restrictions on remote participation by a member of the legislative body and require the legislative body to specific means by which the public may remotely hear and visually observe the meeting. This bill, until January 1, 2026, would authorize a subsidiary body, as defined, to use similar alternative teleconferencing provisions and would impose requirements for notice, agenda, and public participation, as prescribed. In order to use teleconferencing pursuant to this act, the bill would require the legislative body that established the subsidiary body by charter, ordinance, resolution, or other formal action to make specified findings by majority vote, before the subsidiary body uses teleconferencing for the first time and every 12 months thereafter. This bill contains other related provisions and other existing laws.

**Position**  
Watch-Key

---

**AB 990** (**Grayson D**) **Water quality: waste discharge requirements: infill housing projects.**

(Amended: 1/25/2024 [html](#) [pdf](#))

**Status:** 1/29/2024-Read third time. Passed. Ordered to the Senate. (Ayes 75. Noes 0.) In Senate. Read first time. To Com. on RLS. for assignment.

**Location:** 1/29/2024-S. RLS.

**Summary:** The Porter-Cologne Water Quality Control Act (act) designates the State Water Resources Control Board and the California regional water quality control boards as the principal state agencies with authority over matters relating to water quality. The act requires the state board and the regional boards to, among other things, coordinate their respective activities to achieve a unified and effective water quality control program in the state. Under existing law, the state board and the 9 California regional water quality control boards regulate water quality and prescribe waste discharge requirements in accordance with the federal National Pollutant Discharge Elimination System (NPDES) permit program established by the federal Clean Water Act and the act. This bill would require the regional water board, defined to mean the regional water board with geographic boundaries for the San Francisco Bay region, to, by July 1, 2025, initiate modifications to its waste discharge requirements, as specified. The bill would require these modifications to be completed within 6 months of initiation. Before finalizing the modifications, the bill would require the regional water board to make specified findings, including, among other things, that concerns regarding the potential impacts of the draft NPDES permit requirements on the development of housing on infill sites have been adequately addressed. The bill would make these provisions inoperative on July 1, 2028, and would repeal them on January 1, 2029. This bill contains other related provisions.

**Position**

Watch-Key

---

**[AB 1205](#) ([Bauer-Kahan D](#)) **Water rights: sale, transfer, or lease: agricultural lands.**** (Amended: 7/13/2023 [html](#) [pdf](#))

**Status:** 9/14/2023-Failed Deadline pursuant to Rule 61(a)(14). (Last location was INACTIVE FILE on 9/11/2023)(May be acted upon Jan 2024)

**Location:** 9/14/2023-S. 2 YEAR

**Summary:** Existing law declares that, because of the conditions prevailing in this state, the general welfare requires that the water resources of the state be put to beneficial use to the fullest extent of which they are capable, that the waste or unreasonable use or unreasonable method of use of water be prevented, and that the conservation of the water is to be exercised with a view to the reasonable and beneficial use of the water in the interest of the people and for the public welfare. This bill would require the State Water Resources Control Board to, on or before January 1, 2027, conduct a study and report to the Legislature and appropriate policy committees on the existence of speculation or profiteering by an investment fund in the sale, transfer, or lease of an interest in any surface water right or groundwater right previously put to beneficial use on agricultural lands, as specified. The bill would repeal this provision on January 1, 2031.

**Position**

Watch-Key

---

**[AB 1337](#) ([Wicks D](#)) **State Water Resources Control Board: water diversion curtailment.**** (Amended: 5/18/2023 [html](#) [pdf](#))

**Status:** 7/14/2023-Failed Deadline pursuant to Rule 61(a)(10). (Last location was N.R. & W. on 6/7/2023)(May be acted upon Jan 2024)

**Location:** 7/14/2023-S. 2 YEAR

**Summary:** Under existing law, the diversion or use of water other than as authorized by specified provisions of law is a trespass, subject to specified civil liability. This bill would expand the instances when the diversion or use of water is considered a trespass. This bill contains other related provisions and other existing laws.

**Position**

Watch-Key

---

**[AB 1573](#) ([Friedman D](#)) **Water conservation: landscape design: model ordinance.**** (Amended: 9/1/2023 [html](#) [pdf](#))

**Status:** 9/14/2023-Failed Deadline pursuant to Rule 61(a)(14). (Last location was INACTIVE FILE on 9/7/2023)(May be acted upon Jan 2024)

**Location:** 9/14/2023-S. 2 YEAR

**Summary:** The Water Conservation in Landscaping Act provides for a Model Water Efficient Landscape Ordinance that is adopted and updated at least every 3 years by the Department of Water Resources, unless the department makes a specified finding. Existing law requires a local agency to adopt the model ordinance or to adopt a water efficient landscape ordinance that is at least as effective in conserving water as the updated model ordinance, except as specified. Existing law specifies the provisions of the updated model ordinance, as provided. Existing law includes a related statement of legislative findings and declarations. This bill would require the updated model ordinance to include provisions that require that plants included in a landscape design plan be selected based on their adaptability to climatic, geological, and topographical conditions of the project site, as specified. The bill

would also exempt landscaping that is part of a culturally specific project, as defined, ecological restoration projects that do not require a permanent irrigation system, mined-land reclamation projects that do not require a permanent irrigation system, and existing plant collections, as part of botanical gardens and arboretums open to the public, from the model ordinance. The bill would require the updated model ordinance to include provisions that, among other changes, prohibit the use of traditional overhead sprinklers on all new and rehabilitated landscapes and require that new and rehabilitated landscapes use only water efficient irrigation devices. The bill would also require the model ordinance, at the next update initiated after January 1, 2029, to require that all new or renovated nonresidential areas install in the project footprint not less than 10% California native plants, as provided, and to prohibit the inclusion of nonfunctional turf in nonresidential landscape projects. The bill would make other clarifying changes to the updated model ordinance. The bill would also revise the legislative findings and declarations to state, among other things, that the model ordinance furthers the state's goal to conserve biodiversity and provide for climate resilience consistent with state drought efforts to eliminate the use of irrigation of nonfunctional turf. This bill contains other related provisions and other existing laws.

**Position**

Watch-Key

---

**[AB 1784](#) (Pellerin D) Elections: multiple candidacies.** (Introduced: 1/3/2024 [html](#) [pdf](#))

**Status:** 1/4/2024-From printer. May be heard in committee February 3.

**Location:** 1/3/2024-A. PRINT

**Summary:** Existing law prohibits a person from filing nomination documents for a party nomination and an independent nomination for the same office, or for more than one office at the same election. This bill would state the intent of the Legislature to enact legislation clarifying that a person is prohibited from filing nomination documents for more than one office at the same election.

**Position**

Watch-Key

---

**[AB 1827](#) (Papan D) Local government: fees and charges: water: higher-consumptive water parcels.**

(Introduced: 1/12/2024 [html](#) [pdf](#))

**Status:** 1/29/2024-Referred to Com. on L. GOV.

**Location:** 1/29/2024-A. L. GOV.

**Summary:** The California Constitution specifies various requirements with respect to the levying of assessments and property-related fees and charges by a local agency, including requiring that the local agency provide public notice and a majority protest procedure in the case of assessments and submit property-related fees and charges for approval by property owners subject to the fee or charge or the electorate residing in the affected area following a public hearing. This bill would provide that the fees or charges for property-related water service imposed or increased, as specified, may include the incrementally higher costs of water service due to specified factors, including the higher water usage demand of parcels. The bill would provide that the costs associated with higher water usage demands, the maximum potential water use, or a projected peak water usage demand may be allocated using any method that reasonably assesses the water service provider's cost of serving those parcels that are increasing potential water usage demand, maximum potential water use, or project peak water use demand. The bill would declare that these provisions are declaratory of existing law. This bill contains other existing laws.

**Position**

Watch-Key

---

**[AB 1851](#) (Holden D) Drinking water: schoolsites: lead testing pilot program.** (Introduced: 1/17/2024 [html](#)

[pdf](#))

**Status:** 1/29/2024-Referred to Coms. on E.S. & T.M. and ED.

**Location:** 1/29/2024-A. E.S. & T.M.

**Summary:** Existing law, the California Safe Drinking Water Act, requires the State Water Resources Control Board to administer provisions relating to the regulation of drinking water to protect public health. The act requires the state board to establish a grant program, in consultation with the State Department of Education, to award grants to local educational agencies for the purposes of improving access to, and the quality of, drinking water in public schools serving kindergarten or any of grades 1 to 12, inclusive, and preschools and child daycare facilities located on public school property. This bill would require the Superintendent of Public Instruction to contract with a nonprofit technical assistance organization, for purposes of a pilot program applicable to unspecified school districts, to sample all potable water system outlets on the campuses of the school district for lead contamination, except as provided, and to identify and remediate any potable water system outlet emitting water containing lead levels in excess of 5 parts per billion. The bill would require the nonprofit technical assistance organization, if sampling results show lead levels in excess of 5 parts per billion for any potable water system outlet, to take immediate steps to shut down all potable water system outlets where excess lead levels may exist and to work to ensure that a lead-free source of drinking water is provided for pupils at each potable water system outlet that has been shut down. This bill contains other related

provisions and other existing laws.

**Position**

Watch-Key

---

**[AB 2257](#) (Wilson D) Local government: property-related water and sewer fees and assessments: remedies.** (Introduced: 2/8/2024 [html](#) [pdf](#))

**Status:** 2/9/2024-From printer. May be heard in committee March 10.

**Location:** 2/8/2024-A. PRINT

**Summary:** The California Constitution specifies various requirements with respect to the levying of assessments and property-related fees and charges by a local agency. The California Constitution includes a public notice and a majority protest procedure in the case of assessments and procedures for submitting property-related fees and charges for approval by property owners subject to the fee or charge or to the electorate residing in the affected area following a public hearing. Existing law, known as the Proposition 218 Omnibus Implementation Act, prescribes specific procedures and parameters for local jurisdictions to comply with these requirements. This bill would prohibit, if a local agency complies with specified procedures, a person or entity from bringing a judicial action or proceeding alleging noncompliance with the constitutional provisions for any new, increased, or extended fee or assessment, as defined, unless that person or entity has timely submitted to the local agency a written objection to that fee or assessment that specifies the grounds for alleging noncompliance, as specified. This bill would provide that local agency responses to the timely submitted written objections shall go to the weight of the evidence supporting the agency's compliance with the substantive limitations on fees and assessments imposed by the constitutional provisions. The bill would also prohibit an independent cause of action as to the adequacy of the local agency's responses. This bill contains other related provisions and other existing laws.

**Position**

Watch-Key

---

**[ACA 1](#) (Aguiar-Curry D) Local government financing: affordable housing and public infrastructure: voter approval.** (Chaptered: 9/20/2023 [html](#) [pdf](#))

**Status:** 9/20/2023-Chaptered by Secretary of State - Res. Chapter 173, Statutes of 2023.

**Location:** 9/20/2023-A. CHAPTERED

**Summary:** The California Constitution prohibits the ad valorem tax rate on real property from exceeding 1% of the full cash value of the property, subject to certain exceptions. This measure would create an additional exception to the 1% limit that would authorize a city, county, city and county, or special district to levy an ad valorem tax to service bonded indebtedness incurred to fund the construction, reconstruction, rehabilitation, or replacement of public infrastructure, affordable housing, including downpayment assistance, or permanent supportive housing, or the acquisition or lease of real property for those purposes, if the proposition proposing that tax is approved by 55% of the voters of the city, county, city and county, or special district, as applicable, and the proposition includes specified accountability requirements. The measure would prohibit a city, county, city and county, or special district from placing a proposition on the ballot pursuant to these provisions if the voters have previously approved a proposition pursuant to these provisions or the below special tax provisions until all funds from the previous proposition are committed to programs and projects listed in the specific local program or ordinance, as described. The measure, subject to certain vote thresholds, would authorize the Legislature to enact laws establishing additional accountability measures and laws for the downpayment assistance programs authorized by the measure, as specified. The measure would specify that these provisions apply to any city, county, city and county, or special district measure imposing an ad valorem tax to pay the interest and redemption charges on bonded indebtedness for these purposes that is submitted at the same election as this measure. This bill contains other related provisions and other existing laws.

**Position**

Watch-Key

---

**[ACA 2](#) (Alanis R) Public resources: Water and Wildfire Resiliency Act of 2023.** (Introduced: 12/5/2022 [html](#) [pdf](#))

**Status:** 4/20/2023-Referred to Coms. on W., P., & W. and NAT. RES.

**Location:** 4/20/2023-A. W.,P. & W.

**Summary:** Existing provisions of the California Constitution require the specified use of General Fund revenues, as described. This measure would establish the Water and Wildfire Resiliency Fund within the State Treasury, and would require the Treasurer to annually transfer an amount equal to 3% of all state revenues that may be appropriated as described from the General Fund to the Water and Wildfire Resiliency Fund. The measure would require the moneys in the fund to be appropriated by the Legislature and would require that 50% of the moneys in the fund be used for water projects, as specified, and that the other 50% of the moneys in the fund be used for forest maintenance and health projects, as specified.

**Position**

Watch-Key

---

**[ACA 16](#)****(Bryan D) Environmental rights.** (Introduced: 1/25/2024 [html](#) [pdf](#))**Status:** 1/26/2024-From printer. May be heard in committee February 25.**Location:** 1/25/2024-A. PRINT**Summary:** The California Constitution declares various inalienable rights of the people, including the right to enjoy and defend life and liberty, acquire, possess, and protect property, and pursue and obtain safety, happiness, and privacy. This measure would amend the California Constitution to declare that the people have a right to clean air and water and a healthy environment.**Position**Watch-Key

---

**[SB 231](#)****(Hurtado D) Department of Water Resources: water supply forecasting.** (Amended: 7/12/2023[html](#) [pdf](#))**Status:** 9/1/2023-Failed Deadline pursuant to Rule 61(a)(11). (Last location was APPR. SUSPENSE FILE on 8/23/2023)(May be acted upon Jan 2024)**Location:** 9/1/2023-A. 2 YEAR**Summary:** Existing law requires the Department of Water Resources to gather and correlate information and data pertinent to an annual forecast of seasonal water crop. Existing law also requires the department to update every 5 years the plan for the orderly and coordinated control, protection, conservation, development, and use of the water resources of the state, which is known as "The California Water Plan." This bill would require the department, on or before December 31, 2025, to establish a formal process for annually evaluating and improving the accuracy of its water supply forecasts, adopt a new water supply forecasting model that better addresses the effects of climate change, and implement a formal policy and procedures for documenting its operational plans for the state's water supply and its rationale for its operating procedures. The bill would require the department, by December 1, 2024, to prepare, and submit to the Legislature, a report on its progress toward meeting these requirements. This bill contains other related provisions.**Position**Watch-Key

---

**[SB 265](#)****(Hurtado D) Cybersecurity preparedness: critical infrastructure sectors.** (Amended: 6/19/2023[html](#) [pdf](#))**Status:** 9/1/2023-Failed Deadline pursuant to Rule 61(a)(11). (Last location was APPR. on 7/10/2023) (May be acted upon Jan 2024)**Location:** 9/1/2023-A. 2 YEAR**Summary:** Existing law, the California Emergency Services Act, among other things, creates the Office of Emergency Services (Cal OES), which is responsible for the state's emergency and disaster response services, as specified. Existing law requires Cal OES to establish the California Cybersecurity Integration Center (Cal-CSIC) with the primary mission of reducing the likelihood and severity of cyber incidents that could damage California's economy, its critical infrastructure, or public and private sector computer networks in the state. Existing law requires Cal OES to direct Cal-CSIC to prepare, and Cal OES to submit to the Legislature on or before January 1, 2024, a strategic, multiyear outreach plan to assist the food and agriculture sector and wastewater sector in their efforts to improve cybersecurity and an evaluation of options for providing grants or alternative forms of funding to, and potential voluntary actions that do not require funding and that assist, those sectors in their efforts to improve security preparedness. This bill would require Cal OES to direct Cal-CSIC to prepare, and Cal OES to submit to the Legislature on or before January 1, 2025, a strategic, multiyear outreach plan to assist critical infrastructure sectors, as defined, in their efforts to improve cybersecurity and an evaluation of options for providing grants or alternative forms of funding to, and potential voluntary actions that do not require funding and that assist, that sector in their efforts to improve cybersecurity preparedness. The bill would make related findings and declarations.**Position**Watch-Key

---

**[SB 422](#)****(Portantino D) California Environmental Quality Act: expedited environmental review: climate change regulations.** (Amended: 3/20/2023 [html](#) [pdf](#))**Status:** 9/14/2023-Failed Deadline pursuant to Rule 61(a)(14). (Last location was INACTIVE FILE on 9/12/2023)(May be acted upon Jan 2024)**Location:** 9/14/2023-A. 2 YEAR**Summary:** The California Environmental Quality Act (CEQA) requires a lead agency, as defined, to prepare, or cause to be prepared, and certify the completion of an environmental impact report (EIR) on a project that it proposes to carry out or approve that may have a significant effect on the environment or to adopt a negative declaration if it finds that the project will not have that effect. CEQA also requires a lead agency to prepare a mitigated negative declaration for a project that may have a significant effect on the environment if revisions in the project would avoid or mitigate that effect and there is no substantial evidence that the project, as revised, would have a significant effect on the environment. CEQA requires specified public agencies, including air pollution control districts and



air quality management districts, to perform, at the time of adoption of a rule or regulation requiring the installation of pollution control equipment or a performance standard or treatment requirement, an environmental analysis of the reasonably foreseeable methods of compliance. This bill would also require those specified public agencies, at the time of adoption of a rule or regulation requiring the reduction in emissions of greenhouse gases, criteria air pollutants, or toxic air contaminants, to perform an environmental analysis of the reasonably foreseeable methods of compliance. By imposing additional requirements on air districts, this bill would impose a state-mandated local program.

**Position**

Watch-Key

---

**[SB 638](#) (Eggman D) Climate Resiliency and Flood Protection Bond Act of 2024.** (Amended: 6/28/2023

[html](#) [pdf](#).)

**Status:** 7/6/2023-July 11 hearing postponed by committee.

**Location:** 6/15/2023-A. W.,P. & W.

**Summary:** The California Drought, Water, Parks, Climate, Coastal Protection, and Outdoor Access For All Act of 2018, approved by the voters as Proposition 68 at the June 5, 2018, statewide primary direct election, authorizes the issuance of bonds in the amount of \$4,000,000,000 pursuant to the State General Obligation Bond Law to finance a drought, water, parks, climate, coastal protection, and outdoor access for all program. Article XVI of the California Constitution requires measures authorizing general obligation bonds to specify the single object or work to be funded by the bonds and further requires a bond act to be approved by a 2/3 vote of each house of the Legislature and a majority of the voters. This bill would enact the Climate Resiliency and Flood Protection Bond Act of 2024 which, if approved by the voters, would authorize the issuance of bonds in the amount of \$6,000,000,000 pursuant to the State General Obligation Bond Law, for flood protection and climate resiliency projects. This bill contains other related provisions.

**Position**

Watch-Key

---

**[SB 908](#) (Cortese D) Public records: legislative records: electronic messages.** (Introduced: 1/8/2024 [html](#) [pdf](#).)

**Status:** 1/9/2024-From printer. May be acted upon on or after February 8.

**Location:** 1/8/2024-S. RLS.

**Summary:** The California Public Records Act requires a state or local agency to make public records available for public inspection, except as specified. Under existing law, a public record includes any writing containing information relating to the conduct of the public's business prepared, owned, used, or retained by a state or local agency regardless of physical form or characteristics. This bill would prohibit an elected or appointed official or employee of a public agency from creating or sending a public record using a nonofficial electronic messaging system unless the official or employee sends a copy of the public record to an official electronic messaging system, as specified. By imposing additional duties on local agencies, the bill would create a state-mandated local program. This bill contains other related provisions and other existing laws.

**Position**

Watch-Key

---

**[SB 937](#) (Wiener D) Development projects: permits and other entitlements: fees and charges.**

(Introduced: 1/17/2024 [html](#) [pdf](#).)

**Status:** 1/18/2024-From printer. May be acted upon on or after February 17.

**Location:** 1/17/2024-S. RLS.

**Summary:** The Planning and Zoning Law requires each county and each city to adopt a comprehensive, long-term general plan for its physical development, and the development of specified land outside its boundaries, that includes, among other mandatory elements, a housing element. Existing law, the Permit Streamlining Act, among other things, requires a public agency that is the lead agency for a development project to approve or disapprove that project within specified time periods. Existing law extended by 18 months the period for the expiration, effectuation, or utilization of a housing entitlement, as defined, that was issued before, and was in effect on, March 4, 2020, and that would expire before December 31, 2021, except as specified. Existing law provides that if the state or a local agency extended the otherwise applicable time for the expiration, effectuation, or utilization of a housing entitlement for not less than 18 months, as specified, that housing entitlement would not be extended an additional 18 months pursuant to these provisions. This bill would extend by 18 months the period for the expiration, effectuation, or utilization of a housing entitlement, as defined, that was issued before January 1, 2024, and that will expire before December 31, 2025, except as specified. The bill would toll this 18-month extension during any time that the housing entitlement is the subject of a legal challenge. By adding to the duties of local officials with respect to housing entitlements, this bill would impose a state-mandated local program. The bill would include findings that changes proposed by this bill address a matter of statewide concern rather than a municipal affair and, therefore, apply to all cities, including charter cities. This bill contains other related provisions and other existing laws.

**Position**

**[SB 955](#) (Seyarto R) Office of Planning and Research: Infrastructure Gap-Fund Program.**

(Introduced: 1/22/2024 [html](#) [pdf](#).)

**Status:** 1/23/2024-From printer. May be acted upon on or after February 22.

**Location:** 1/22/2024-S. RLS.

**Summary:** Existing law establishes the Office of Planning and Research in the Governor's office for the purpose of serving the Governor and the Governor's cabinet as staff for long-range planning and research and constituting the comprehensive state planning agency. Existing law authorizes a local agency to finance infrastructure projects through various means, including by establishing an enhanced infrastructure financing district to finance public capital facilities or other specified projects of communitywide significance that provide significant benefits to the district or the surrounding community. This bill would require the office, upon appropriation by the Legislature, to establish the Infrastructure Gap-Fund Program to provide grants to assist local agencies in developing and constructing infrastructure projects. The bill would require the office to develop guidelines and criteria to implement the program.

**Position**

Watch-Key

**Total Measures: 28**

**Total Tracking Forms: 28**



*Dedicated to  
Satisfying our Community's  
Water Needs*

## MEMORANDUM

TO: Board of Directors  
FROM: Stacy Taylor, Water Policy Manager  
DATE: February 28, 2024  
SUBJECT: Orange County Update

---

### RECOMMENDATION

Receive and file the Orange County Update.

### STRATEGIC PLAN

Goal #7: Actively participate in regional and statewide water issues.

### PRIOR BOARD ACTION/DISCUSSION

This item is provided monthly at a Mesa Water District (Mesa Water®) Board of Directors meeting.

### DISCUSSION

Mesa Water's governmental relations program includes monitoring local and regional political issues and policy-setting authorities (i.e., County of Orange, Orange County Local Agency Formation Commission, etc.). Attached is the monthly Orange County report.

### FINANCIAL IMPACT

In Fiscal Year 2024, \$475,000 is budgeted for Water Policy Support Services; \$313,240 has been spent to date.

### ATTACHMENTS

Attachment A: The County of Orange Report

# The County of Orange Report

Prepared for Mesa Water District

February 20, 2024  
by Lewis Consulting Group



## **LAFCO Meeting Unveils Proposed Commissioner Handbook**

The ordinary February LAFCO meeting lasted three minutes. Following, facilitator Bill Kelly led the group in a study session unveiling a proposed Commission handbook; a product of collaboration between Mr. Kelly and LAFCO staff.

To instill team building collegiality, Mr. Kelly first led the Commissioners in a self-analysis exercise, trying to determine each commissioner's membership strength. Each Commissioner rated themselves in four different qualities - a directive style, as an analyzer, supportive or emotive.

Once that finished, Mr. Kelly produced an overview of the proposed handbook. Presently there is no such handbook at OCLAFCO or other LAFCO's queried. They all operate under their own commission by-laws.

The third chapter of the proposed handbook offers up the most controversial features of the document. It is billed as an attempt "to ensure that they are properly representing the position as officials of OCLAFCO". Some LAFCO Commissioners may find some of the provisions as excessive and an attempt to muzzle their freedom of expression.

It was announced that comments should be withheld until the April LAFCO meeting. However, Chair Don Wagner commented he felt the handbook contained rules too restrictive on commissioners. He also expressed concern that a handbook could be used as a cudgel by the public against Commissioners. Finally, he even wondered out loud whether or not a handbook was necessary,

The April LAFCO meeting should be interesting.



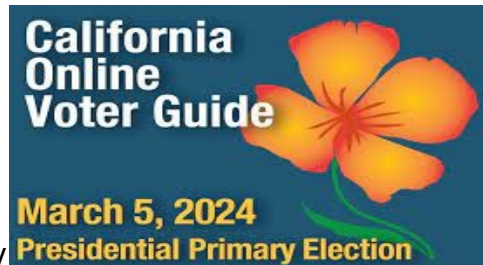
## **A Board Meeting Minus the Public**

The February 6<sup>th</sup> meeting of the Board of Supervisors was held during a torrential rain storm. The five Board members braved the elements, but few members of the public did the same. All together, there were 31 items to be dealt with and only five public speakers in the audience. The meeting lasted a scant 58 minutes and there were no controversial issues. The usual length of a Board meeting is 3-5 hours. Without the usual gadflies, this meeting was on hyper-speed.

## **Local Races Highlight March Election**

Two of Orange County's five Supervisors are on the ballot in March. Depending on their outcome, the Board's philosophical direction could see a major change.

The Board's only two Republican seats held by Supervisors Don Wagner and Andrew Do are the only seats up this cycle. If a Democrat emerges victorious in either seat, let alone two, the tenor of the Board will completely change. At present, the Board more closely resembles a 2-2 split with moderate Democrat Doug Chaffee serving as the swing vote. One of the two seats, the 3<sup>rd</sup> District, will be settled in March.



IRVINE MAYOR FARRAH KHAN      3<sup>RD</sup> DISTRICT SUPERVISOR DON WAGNER

Supervisor Don Wagner currently serves as Board Chair and is seeking his second and final term. Irvine Mayor Farrah Khan is finishing her final term as Mayor.

Khan has accused Wagner of being an enemy of transparency pointing to his opposition to an enhanced OCTA Measure M audit along with a vote against additional reporting of Supervisors relatives ties to County sub-contractors.

For her past, Khan is still hindered by her relationship with lobbyist Melahat Rafiei, who served as Khan's campaign manager and top advisor. Rafiei plead guilty to wire fraud after trying to bribe two Irvine City Councilmembers.

In the election to succeed Supervisor Andrew Do in the First Supervisorial District, there are five candidates, but only three seem to have a chance to make November's top two run-off.



STATE SENATOR JANET NGUYEN



VAN TRAN



FRANCES MARQUEZ

State Senator and former Supervisor Janet Nguyen appears to have the inside track for one of the two November run-off seats. Vying for the other slot are former Assemblymember Van Tran, running with Supervisor Do's endorsement and Cypress City Councilmember Frances Marques, the lone Democrat in a field of five. Rounding out the list are former Fountain Valley Mayor Michael Vo and Westminster Councilmember Kimberly Ho.



## **USC / Dornslife Pre-election Poll Released**

The University of Southern California Dornslife / Price Center for Urban Politics and Policy, just released its pre-California Primary poll. In addition to election issues, several interesting policy questions were queried as well. The poll was conducted January 21-29, 2024. The survey of 1,416 California voters yields a margin of error +/- 2.6%. Below are some results of the poll.

### **US SENATE ELECTION**

Which candidate will you vote for in the 2024 primary election for U.S. Senate?

- 25% Adam Schiff (US House member, Democrat)
- 15% Katie Porter (US House member, Democrat)
- 15% Steve Garvey (Businessperson/Former baseball player, Republican)
- 7% Barbara Lee (US House member, Democrat)
- 1% Eric Early (Attorney, Republican)
- 1% James Bradley (CFO, Republican)
- 1% Jessica Resendez (Advocate, Democrat)
- <1% All other individual candidates
- 29% Don't know/undecided

## PRESIDENTIAL ELECTION

In the Republican Party primary election for president in 2024, who do you think you would vote for in the party primary?

66%	Donald Trump
24%	Nikki Haley
<1%	Ryan Binkley
<1%	David Stuckenberg
10%	Don't know

In the November 2024 presidential election, who would you vote for if the general election race was between the following candidates?

53%	Joe Biden	(Democrat)
25%	Donald Trump	(Republican)
7%	Robert Kennedy, Jr.	(Independent)
3%	Cornel West	(Independent)
<1%	Lars Mapstead	(Libertarian)
1%	Jill Stein	(Green Party)
10%	Don't know	

## GOVERNOR GAVIN NEWSOM

Do you approve or disapprove of the job Gavin Newsom is doing as governor on the following issues?

Economy -

44%	Approve
45%	Disapprove
11%	Don't know

Housing -

The state of California has sued cities to force them to comply with state law to build sufficient housing for their residents. Do you agree or disagree with the state suing localities to build more housing?

31%	Strongly agree
27%	Somewhat agree
19%	Somewhat disagree
22%	Strongly disagree

The California Association of Counties and other groups recently filed a "friend of the court" brief in a case to be decided by the U.S. Supreme Court. The court case is about homelessness in California and other western states. The groups are making a legal argument that current law makes it too hard to remove homeless encampments in public spaces. Do you support or oppose this legal argument that would make it easier to clean and remove homeless encampments?

47%	Strongly support
27%	Somewhat support
10%	Somewhat oppose
7%	Strongly oppose
8%	Don't know

Crime and safety -

Proposition 47 was passed by California voters about a decade ago. This law, Proposition 47, reduced simple possession of drugs for personal use from a felony to a misdemeanor. This law

also changed how theft cases were classified as misdemeanors or felonies. Under the current law, theft of goods valued at more than \$950 is a felony and theft of goods less than \$950 is a misdemeanor, which is less strict than the previous law's threshold of \$400 or more for a felony charge. Do you think Proposition 47 caused increases in petty theft such as "smash and grabs" in California?

- 52% Definitely caused increases in theft and "smash and grabs"
- 19% Somewhat caused increases in theft and "smash and grabs"
- 6% Somewhat did not cause increases in theft and "smash and grabs"
- 10% Definitely did not cause increases in theft and "smash and grabs"
- 14% Don't know

Leaving California -

Have you ever thought about moving out of California?

- 63% Yes
- 35% No
- 2% Don't know

What was the single biggest reason you have thought about moving out of California?

- 40% Cost of living
- 28% The political climate
- 6% To be closer to family
- 4% To buy a house
- 3% Job opportunities elsewhere
- 2% To find cheaper rent
- 2% Earthquakes, fires, climate risks
- 14% Other

#### **OTHER U.S. SENATE ELECTION POLLS**

EMERSON -

- 25% Adam Schiff
- 18% Steve Garvey
- 13% Katie Porter
- 8% Barbara Lee
- 7% Other

L.A. TIMES -

- 21% Adam Schiff
- 17% Katie Porter
- 13% Steve Garvey
- 9% Barbara Lee
- 6% Other

### **Schiff Employs Interesting Tactic**

For those like myself, who are entertained by how campaigns are conducted, Adam Schiff's campaign is as interesting as it gets. Due to California's "top two" run-off law, Schiff is maneuvering to help Republican Steve Garvey make the run-off knowing that would provide an easier path to a November victory than facing Katie Porter or Barbara Lee.



Schiff has peppered the airwaves with commercials proclaiming it's a two person race between himself and the Republican-Trump leaning Garvey. The effort seems to be working as Garvey is consolidating the Republican vote. But will it work well enough for Garvey to edge out Porter or Lee?

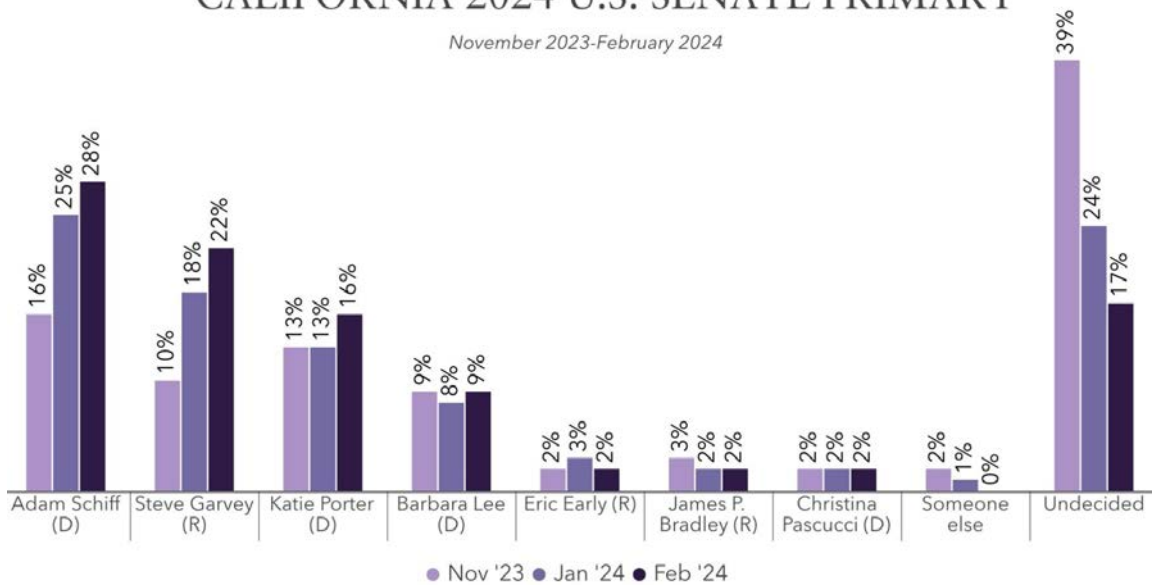


### **This Just In**

Emerson College just released a poll of 935 likely California voters which indicates the Schiff strategy is working. The poll has a margin of error of +/- 3.1%

## CALIFORNIA 2024 U.S. SENATE PRIMARY

November 2023-February 2024



### **Latest Congressional Election Projection**

	HOUSE OF REPRESENTATIVES		U.S. SENATE	
SABATOS CRYSTAL BALL	GOP = 212	DEMS = 203	GOP = 50	DEMS = 47
COOK POLITICAL REPORT	GOP = 210	DEMS = 202	GOP = 50	DEMS = 47
270 TO WIN	GOP = 207	DEMS = 204	GOP = 50	DEMS = 47

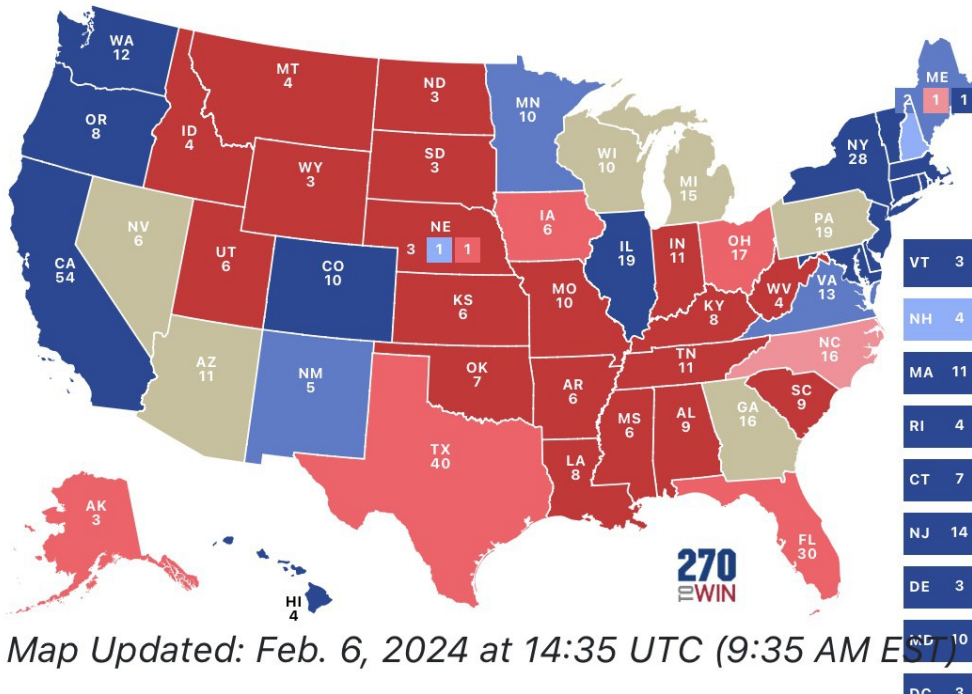
# The Presidency - Electoral Votes

Democrats ▾

Republicans ▾

226

235






























## Finally - Rain Eases Snow Drought

Atmospheric rivers finally drenched parts of California with much needed rain and snow. As a result, California's snowpack has gone from 50% of normal to 85% of normal. California reservoirs are still in great shape holding 118% of normal storage. The Colorado River basin has a snowpack of 93% of normal.



## More Good News For The Drought, Look What's Coming

Mon 26	<b>36°/19°</b>		Snow/Wind	 70%	 SW 23 mph
Tue 27	<b>36°/25°</b>		Partly Cloudy	 18%	 SW 11 mph
Wed 28	<b>40°/27°</b>		Partly Cloudy	 24%	 SW 11 mph
Thu 29	<b>40°/29°</b>		PM Rain/Snow Showers	 44%	 SSW 13 mph
Fri 01	<b>39°/22°</b>		Rain/Snow Showers	 53%	 SSW 15 mph
Sat 02	<b>33°/20°</b>		Snow Showers	 58%	 SW 13 mph
Sun 03	<b>33°/21°</b>		Snow Showers	 58%	 SSW 12 mph
Mon 04	<b>36°/24°</b>		Snow Showers	 51%	 SSW 10 mph
Tue 05	<b>39°/24°</b>		Snow Showers	 58%	 SSW 11 mph

Lake Tahoe Weather Forecast

## El Niño is Starting to Wane

### ENSO METER

